

ONLY AVAILABLE TO WELDING DISTRIBUTORS & SERVICE ENGINEERS

**1000's of universal spare parts
for welding & cutting machines**



**2017 - 2019
CATALOGUE**

TECHNICALARC LTD

TEC ARC TA-UK

Over 100 different models of welding & cutting machines



- Welding & cutting equipment
- Machine spares & torches
- Calibration & test equipment
- PCB repair & replacements
- Technical repairs & service

Technical ARC Ltd
Outgang Lane, Osbaldwick
York, UK. YO19 5UP
F: +44 (0)1904 414973
E: sales@technicalarc.co.uk or
E: service@technicalarc.co.uk



+44 (0)1904 410041

CONTENTS A-Z

A-H

AC/DC clamp meter	20
AC/DC TIG machines	4, 14, 16
Add on TIG boxes	23
Air regulators & fittings	57
Amphenol connectors	63-64
Arc air gouging machines	10, 12, 13, 18
Arc voltage controller (AVC)	25
Arc voltage wire feed unit	32
Arc welding machines	3, 11, 12, 13,
Auxiliary contact blocks	56
Auxiliary transformers	62
AVC arc volt controllers	25
Bottle holder & chain	68
Burndy connectors	64
Cable	65, 66
Cable lugs	66
Cable ties & cable glands	68
Calibrations	69
Cali-box, Cali-MIG, Cali-arc,	20
Calibrators	19
Cam switches	55
Capacitors	61
Cart air cooled or WC	29
Castors	68
Cebora Prof torch heads	34, 35
Chokes	62
Chucks	27
Connectors	63-64
Contactors	56
DC contactors (large)	56
DC TIG machines	4, 14, 15, 16
Digital panel meters	60
Dinse style connectors	66
Diodes	59
Earth clamps	66
Electrode holders	66
Euro adaptors & fittings	53
Fan & fan motors	54
Flow switches	58
Footpedals	21, 22
Gas fittings	57
Gas hose	67
Gas solenoids	56
Gouging machines	10, 12, 13, 18
Guide tube	53
Handles & hardware	68
Hose	67
Hot wire feed & power S	24, 25
HF systems	60

I-R

IGBTs	59
Inductor repairs	69
Interconnection leads	67
Intercon sheathing/zipper	67
Inverter repair's	69
Jubilee clips	58
Knobs	61
Load banks	19
Machine repairs	69
Mains connectors	65
Meter box	20
Meter kits	60
MIG machines	6-12,
MIG interconnection leads	67
MIG torches	33
MIG voltage switches	55
MMA electrode holders	66
MMA welders	3, 11, 12, 13,
Mono connectors	57
Multi-process welders	6, 9-12
Motors - fan	54
Motors - wire feed	51, 52
On/Off switches	55
O clips	58
Oscillator	26
Parallel Calibox	20
PCB replacements	60
PCB repairs	70-82
PCB service exchange	70-82
Pipe rollers	26
Plasma cutters	5, 17
Plasma torches	34-44
Positioners	27
Potentiometers	61
Pressure gauge	57
Pressure switch	57
Pulse MIG/MAG	9, 10
Push pull guns	30
Radiator	58
Rectifiers	59
Rectifier repairs	69
Regulators	57
Relays	56
Remote amps pendant	22
Resistors	61
Rotators/rollers	26, 27
Rollers - wire feed	45-51

S-Z

Snap fittings	57, 58
Sheathing	67
Shunts	60
Solenoid valves	56
Spool cover	52
Spool holders	52
Spool on gun system	30
SUB ARC systems	18
SUB ARC tractor add on	28
Suitcase wire feeders	31, 32
Swivel kit	68
Switches	55
Synergic MIG/MAG	9, 10
Terms & conditions	82-83
Tachometer	20
Test equipment	19, 20
Thyristors	59
TIG Boxes	23
TIG torches & adaptors	33
TIG torch zipper covers	33, 67
TIG cold/hot wire feeders	24
TIG hot wire power source	25
Torch holder	26
Torch oscillator	26
Transformers	62
Transformer rewind	69
Trolley	29
Tuechel connectors	64
Turntables	27
Voltage reduction device	28
Voltage switches	55
Water coolers	29
Water cooler trolley	29
Water fittings	58
Water pumps & fittings	58
Water flow switch	58
Weld cleaner	28
Welding cable	66
Welding connectors	66
Welding positioner	27
Wheels	68
Wire feed motor/gear b.	51, 52
Wire feed sys & spares	45-52
Wire feed unit (arc voltage)	32
Wire feed unit universal	31
XLR connectors	64
X/Y slides	26
Zipper covers	33, 67

HOW TO CONTACT US

Telephone	01904 410041 overseas 0044 1904 410041
Fax	01904 414973 overseas 0044 1904 414973
Email sales	sales@technicalarc.co.uk
Email Service	service@technicalarc.co.uk
Email accounts	accounts@technicalarc.co.uk

BANKING DETAILS

Barclays Bank PLC, Parliament street, York, YO1 8SE UK
Sort code 20-99-56, Account number 63130398
SWIFT BIC BARCGB22
IBAN GB87BARC20995663130398
We also accept card payments

COMPANY INFORMATION

Technical Arc Ltd, Outgang Lane, Osbaldwick, York YO19 5UP. UK.
VAT number GB598855849
Company reg No. 07465248
Weee reg No. WEEE/HD0071UZ (B2B)

AWD Member since 1998

BSI member (British Standards) bsi.



CARRIAGE CHARGES main UK areas (for Highlands, N.I. offshore, Ireland & general export, please contact us).

We use FedEx, UPS, Tuffnells & TPN pallet network for all UK services. For export we use FedEx, TNT & other reliable couriers.

If you have a preference of carrier service please let us know, otherwise we will send as below.

Product / service	Carriage & packing cost
PCB repairs and service exchange PCB's	FOC
Machine orders - 2+ similar sized machines (pages 3-18) shipped together	FOC
1st class post for small parcels & packets (normally only used for up to £50 value unless you specify different). not trackable	£4.00
Next day carrier delivery single parcels up to 25kg	£6.00
Next day carrier delivery single parcels 25-40kg (or up to 3 smaller parcels up to 40kg total)	£15.00
Next day carrier delivery large parcels up to 60kg (or any number of parcels up to 60kg total weight)	£22.00
Next day delivery pallet rate	£variable POA
Timed delivery surcharges (to add to above rates)	
FEDEX before 12 AM next day surcharge	£9.00
FEDEX before 10 AM next day surcharge	£14.00
FEDEX Saturday AM delivery surcharge	£25.00

Notes; We can ship direct to your customer, in this case we will use a signed for carrier delivery unless instructed otherwise.
When we ship to residential address our carriers may charge extra so we reserve the right to pass this on as a surcharge.

Please note; all orders are subject exclusively to our terms & conditions on pages 82 & 83.

MMA165i 160A arc welding Inverter c/w leads & carry case

The MMA165i is designed for professional MMA stick welding and scratch start DC TIG welding. The output power is variable between 20 and 160 amps and is ideal for welding with 2.5 & 3.2mm rods with a max rod size of 4.0mm & has built in hot start. This machine utilises the very latest German IGBT inverter technology, which has resulted in a very powerful yet compact & light machine which is very electrically efficient.

MMA 165i 230V

Unbeatable pricing on this model!

160 AMPS MMA



MMA166i DUAL VOLTAGE 110/230V

This model is designed for MMA stick welding and scratch start DC TIG welding. The output current is variable between 20 and 160 amps ideal for MMA electrodes up to 4mm maximum. Due to high efficiency this machine will put down a 3.2mm 7018 electrode on a 13A plug. Large 35-50 mm sockets are fitted.

This dual voltage machine will work on 110V or 230V, the machine switches to the correct input automatically (min 5KVA needed on 110V)

MMA 166i DUAL

160 AMPS MMA



MMA 206i 230V

This machine is designed for MMA stick welding & scratch start DC TIG welding. The output is infinitely variable between 20 & 200A. This model will run MMA electrodes up to 5mm maximum, allowing for heavier welding than that from the MMA165i & MMA166i dual.

MMA 206i 230V

200 AMPS MMA single phase



MMA 253i 400V Three phase

This machine is designed for MMA stick welding & scratch start DC TIG welding. The output range is infinitely variable from 20 – 250A; this machine is fitted with arc force and a digital ammeter. This machine will run up to 6mm electrodes allowing for heavy MMA welding.

MMA 253i 3~ 400V

Optional digital ammeter fitted

250 AMPS MMA three phase



MMA 250i 230V

This machine is designed for MMA stick welding & scratch start DC TIG welding. The output is infinitely variable between 20 & 250A. Electrodes up to 6mm can be used, allowing for very heavy duty welding on a 230V single phase supply. If used on a generator this model requires a minimum of 7KVA.

MMA 250i 230V

Optional digital ammeter fitted

250 AMPS MMA single phase



All the above machines have been designed & manufactured to give top welding performance with a high duty cycle using simple but reliable inverter technology. We insist on using good quantity components & all are assembled in such a way that they are rugged & able to withstand small drops etc. The main power components are rated to give a large safety margin for the best reliability and importantly these machines are easy to work on and always repairable by us should a fault occur outside warranty. Large 35-50mm connectors are fitted on all except the MMA165i. All models are built to BS EN 60974-1 are CE marked & are RoHS compliant. These machines are generator friendly, providing a quality stable generator of at least 6KVA is used. A remote control can be fitted on request. Every machine undergoes extensive quality control & weld testing prior to dispatch to guarantee excellent reliability

1 year warranty backed up with our guarantee to fully support these machines with spares & service for a minimum of 10 years after sale.

Unbeatable long term back up!

A range of inverters you can buy & sell with confidence.

Technical spec	MMA165i	MMA 166i dual	MMA 206i	MMA 250i	MMA253i
Supply voltage	230V	110V / 230V	230V	230V	400V
Fuse (slow blow)*	13/16A	32A / 13-16A	13/16A	25/32A	16A
Max (OCV) 56V	60V	60V	60V	60V	60V
Duty cycle	160A@40	160 @ 60%	200A @ 40%	250A@45%	250A@45%
Size approx	270x180x120	380Lx280Hx150	390Lx280Hx150	370Lx230Hx160	425Lx360Hx200
Weight approx	4KG	8KG	10KG	11KG	12KG
Generator size min	6KVA	6KVA	6KVA	8KVA	8KVA

*When using with a 13A fuse above 150A MMA the fuse may blow occasionally.

For further info on any machine please visit www.technicalarc.co.uk

Standard options & accessories for all models

**3M earth & electrode lead set;
For other options please contact our sales dept.**

TECARC INVERTERS AC/DC & DC TIG

TIG 186i DC 230V & TIG 186i DUAL VOLTAGE 110/230V

These machines are designed for quality DC TIG welding & MMA stick welding. These have HF to start the arc, Infinitely variable output, slope down & gas postflow control, torch trigger latching & built in basic pulser with 2 settings. Dual voltage version will work on 110V or 230V, the machine switches to the correct input automatically (min 5 KVA needed on 110V)

TIG 186i 230V

TIG 186i DUAL VOLT

180 AMPS DC TIG & MMA



TIG 196i DC 230V, TIG 196i DUAL VOLTAGE 110/230V c/w digital meter

These machines are designed for quality DC TIG welding & MMA stick welding & has the following features, HF to start the arc, Infinitely variable output, slope down & gas postflow control, digital ammeter & a built in basic pulser with 2 settings. Dual voltage version will work on 110V or 230V, the machine switches to the correct input automatically (min 5 KVA needed on 110V)

TIG 196i DC 230 VOLT

TIG 196i DC 230 VOLT

190 AMPS DC TIG & MMA



TIG 216i AC DC 230V & TIG 276T AC DC

This machine is designed for high quality AC & DC TIG welding & MMA stick welding. These models are fitted with the following; HF to start the arc, Infinitely variable output between 5 -210 amps, or 10-270A on 276T, pre & post gas, slope down, torch trigger latching, built in pulser with variable freq, base current & pulse width, true AC squarewave with balance to control arc cleaning & penetration, digital ammeter, arc force on MMA, remote socket for foot control etc. We can fit a water cooler to these models on request.

TIG 216i AC/DC 230V

TIG 276T AC/DC 3 phase

210 AMPS AC DC TIG/MMA

270 AMPS AC DC TIG/MMA



All above TIG machines have been designed & manufactured to give great welding performance with a high duty cycle, using simple but reliable inverter technology. All are built with good quantity components & all are assembled in such a way that they are rugged & able to withstand small drops etc. The main power components are rated to give a large safety margin for the best reliability and importantly these machines are easy to work on and always repairable by us should a fault occur outside warranty. Large 35-50mm connectors are fitted on all machines. All models are built to BS EN 60974-1 are CE marked & are RoHS compliant. These machines are generator friendly, providing a quality stable generator of at least 6KVA is used. Remote current control is standard on the AC DC TIGs, on the DC models we can fit this on request allowing a foot pedal or other remote to be connected. Every machine undergoes extensive quality control & weld testing prior to dispatch to guarantee excellent reliability

These machines have a one year warranty, backed up with our guarantee to fully support these machines with spares & service for a minimum of 10 years after sale. Unbeatable long term back up! A range of inverters you can sell with confidence.

Technical spec	TIG 186i DC/Dual	TIG 196i DC/Dual	TIG 216i AC DC	TIG 276T AC DC
Supply voltage	230V /110/230	230V /110/230	230V	400V 3 phase
Fuse (slow blow) *	13/16A (32 on 110)	13/16A (32 on 110)	13/16A	16A
Max (OCV)	60V	60V	60V	60V
Duty cycle	180A @ 60%	190A @ 55%	180A @ 60%	270A @ 50%
Size approx	390Lx280Hx150W	390Lx280Hx150W	495Lx330Hx325W	520Lx370Hx320W
Weight approx	11KG	12KG	24KG	32KG
Protection	IP22	IP22	IP22	IP22

*When using with a 13A fuse above 150A MMA or 180A on TIG the fuse may blow occasionally.

TIG torch options on page 33.

All machines supplied with 3M earth, mains input lead, 2M gas hose, torch switch plug.

Standard options & accessories for all models

Remote current connector added to DC models for foot pedal or other remote to be used

Super smooth foot pedal for DC TIGs or AC DC TIG models

Air cooled trolley/cart with undercarriage, wheels & gas bottle carrier

Water cooled trolley/cart with undercarriage, wheels, gas bottle carrier & water cooler

TIG torches fitted with plug & power adaptor (WP17-12), see page 33

3M electrode holder lead

For any other requirement please contact our sales dept.



For further info on any machine please visit www.technicalarc.co.uk

+44 (0)1904 410041

Technical ARC Ltd, Outgang Lane, Osbaldwick, York, UK. YO19 5UP
F: +44 (0)1904 414973 E: sales@technicalarc.co.uk or service@technicalarc.co.uk

TECARC INVERTERS- PLASMA CUTTING

PLASMA 56i 230V with 6M Trafimet Ergocut CB50

This model is designed to give clean fast cutting on a wide range of metals; it is fitted with pilot arc to assist with cutting on rusty, dirty or painted metals & has a severance cut up to 17mm & a clean cut up to 13mm on mild steel. The Trafimet CB50 torch fitted ensures a near perfect clean narrow cut & the lowest possible cost of consumable parts.

PLASMA 56i 1~ 230V

MAX 17mm CUT



PLASMA 76i 400V 3 phase C/W 6M Trafimet Ergocut CB70

This model is designed to give clean fast cutting on a wide range of metals; pilot arc is fitted to assist with cutting on rusty, dirty or painted metals. A digital meter is fitted to display the cutting power. Max severance cut is 25mm & clean cut is up to 19mm on mild steel. The Trafimet CB70 torch fitted is a superb torch & gives a high quality cut with really low cost consumable parts.

PLASMA 76i 3~ 400V

MAX 25mm CUT



PLASMA 126i 400V 3 phase c/w Trafimet A141 torch

The 126i is designed for heavy duty cutting applications on a wide range of metals; pilot arc is fitted to assist with cutting on rusty, dirty or painted metals. A digital meter is fitted to display the cutting power. Max severance cut is 47mm & clean cut is up to 35mm on mild steel. The Trafimet A141 torch is a real industry work horse & gives a high quality cut with low cost consumable parts to ensure the lowest running cost of any similar size machine.

PLASMA 126i 3~ 400V

MAX 47mm CUT



The above plasma cutting models combine excellent cutting performance with high electrical efficiency, high duty cycle & simple yet reliable inverter technology. All models are constructed with internal parts mounted in such a way as to prevent damage caused by small drops, the power components are rated to give a large safety margin for the best reliability and importantly these machines are easy to work on and always repairable should a fault occur outside warranty. All models are built to BS EN 60974-1 are CE marked & are RoHS compliant. These machines are generator friendly, providing a quality stable generator of at least 6KVA is used. Every machine undergoes extensive quality control & weld testing prior to dispatch to guarantee excellent reliability.

These machines have a one year warranty backed up with our guarantee to fully support these machines with spares & service for a minimum of 10 years after sale, unbeatable long term back up! A range of inverters you can buy & sell with confidence.

Technical spec	Plasma 56i	Plasma 76i	Plasma 126i
Mains input voltage	230V single phase	400V 3 phase	400V 3 phase
Input fuse	16A	16A	20A/32A
Output current	20-50A	20-70A	20-120A
Duty cycle	50A@40%	70A@40%	120@60%
Size approx	450Lx360Hx210	480Lx400Hx210	610Lx450Hx330W
Weight approx	13KG	17KG	32KG
Protection	IP21	IP21	IP21
Cutting torch	6 meter CB 50	6M CB 70	6M A141
Max severance cut mild steel	17mm	25mm	47mm
Max recommended cut mild steel	13mm	19mm	35mm
Max recommended cut aluminium & stainless	10mm	15mm	27mm
Air consumption max	160L/min	165L/min	200L/min

Plasma 56i consumables on page 34.

Plasma 76i consumables on page 35.

Plasma 126i consumables on page 43.

We strongly recommend using genuine Trafimet consumables with all these models, all items are stocked at keen prices

Important note: The AWD product safety & quality committee (PSQ) issued a safety warning regarding some plasma cutters not complying with EN60974-1. **Use of such machines can result in death by electrocution.** We are aware of some familiar names in the industry still selling these low cost potentially lethal machines.

You can be sure that Technical Arc has always supplied safe & fully compliant machines.

For further info on any machine please visit www.technicalarc.co.uk

(+44 (0)1904 410041

Technical ARC Ltd, Outgang Lane, Osbaldwick, York, UK. Y019 5UP
F: +44 (0)1904 414973 E: sales@technicalarc.co.uk or service@technicalarc.co.uk

TECARC INVERTER MIG / MULTI-PROCESS MACHINE

Multi 200i, MIG + TIG + MMA multi-process

This versatile welding machine offers the user all popular welding processes within one convenient highly portable package.

Unlike most multi-process machines on the market there is no compromise on welding performance on any welding process, you get superb arc characteristics on MIG TIG & arc welding. In addition, the 60% duty cycle is way ahead of competitive products on the market today.

MIG welding is from 18A-200A range, the low minimum power of 18A on 0.8mm MIG wire means you can use this machine for the very lightest metals from 0.5mm upwards & is ideal for automotive work & everything else right up to the maximum power of 200A (240A peak). In addition the high duty cycle is perfect for those heavier jobs! A standard Euro adaptor is fitted & a full size wire feed motor & feed system is standard to ensure you get consistent wire feeding of wire every time you press the trigger!

TIG welding with HF start, from 10A-200A DC, ideal for steel & stainless steel maintenance, repair & fabrication. HF start ensures perfect arc starts & a variable gas post flow control is fitted for perfect weld finishes.

MMA ARC welding is from 10A-200A, all popular electrodes can be used right to 4mm size, hot start is built in for easy arc starting. In addition the high duty cycle means you can keep on welding rod after rod without overheating the machine.

Standard functions/features

- Infinitely variable output between 10 and 200 amps with max amps of 240 on MIG
- Digital readout of actual Amps on MIG, TIG & MMA (displays set value prior to welding for easy setting)
- Variable inductance on MIG to give perfect welding characteristics for all wire & material types.
- Takes standard 5kg MIG wire with a 15kg option.
- True DC TIG with HF start for perfect starts & variable downslope & gas post flow control on TIG for perfect weld finishes.
- Built in hot start for MMA welding & variable arc force.



MIG & TIG torch options on page 33.

Technical spec	Multi 200i multi process inverter
Supply voltage	230V
Fuse (slow blow)	16A (13A can be used up to around 2/3 power)
Max (OCV)	58V
Welding current range on all processes	18-200A (240A peak on MIG)
Recommended MIG wire size	0.8mm/1.0mm
Duty cycle @ 40 °C	200A @ 50%, 180A @ 60%, 160A @ 100%
Size & weight approx	480Lx420Hx215W, 15KG approx
Protection class	IP23S

Supplied standard with 3M earth, mains input lead, 2M gas hose, torch switch plug.

Options available. Remote current connector fitted for foot pedal or other remote to be used £60, reverse polarity MIG option fitted £25, 15kg wire spool holder adaptor with steel chassis & frame £90,

Accessories available super smooth foot pedal for TIG welding £130, TIG torches from £36 fitted with plug & power adaptor (WP17-12) 3M electrode holder lead £15, MIG torches from £18.50, spool guns etc. For any other requirement please contact our sales dept.

This machine is built to BS EN 60974-1, BS EN 60974-10, its CE marked RoHS compliant & WEEE registered so you can be sure of the quality.

And all backed up with our unbeatable long term support. 1 year warranty + 10 year guarantee of service + spares availability.

TECARC COMPACT MIG MACHINES – professional step voltage transformer type

PROF-MIG 160A – 250A

High quality British made machines designed for automotive, maintenance and light fabrication.

Our popular PROF-MIG range is designed to offer the professional user a good quality machine built to weld & keep welding year after year! This is a well tried & tested range which have been in production for over 15 years with 1000s sold across the UK & Europe. A big step up from the cheap imports that flood our market but with keen prices. Simple rugged construction with minimal parts means these are the most reliable range of small compact MIGs on the market today & we guarantee these have the lowest long term maintenance costs of any similar machine in the industry.

Main features & functions

- 12 volt steps for fine adjustment of power & very low min of 20amps ideal for very thin gauge material. (6 steps for 161)
- Smooth welding characteristics through the range & built in electronic bum back optimised for all settings
- Industry standard Euro torch connection.
- 100% copper wound transformer with 5 year warranty.
- High, over 90% efficiency design to minimise electric consumption so minimises running costs.
- Quality European wire drive motor for wire sizes 0.6, 0.8 or 1.0 mm on 15kg or 5 kg spools.
- All models are fan cooled with a higher duty cycle than most similar sized machines.
- Very strong metal chassis & case which can take a full size gas cylinder.
- Volt switches have metal shafts not plastic like competitors.

Specification 230v single phase	161	181	211	231	251
Amps range	20-165	20-185	20-215	20-235	25-250
Volt steps	6	12	12	12	12
Duty cy @60%	75A	90 A	120A	135A	145A
Duty cy @35%	100A	120A	155A	175A	190A
Input fuse for full power (slow blow)	13A	16A	20A	25A	32A
Input fuse for 3/4 power (slow blow)	13A	13A	13A	16A	16A
Recommended min generator size (3/4 output)	3.5KVA	3.5KVA	4.5KVA	5KVA	6KVA
Welding wire range	0.6/0.8	0.6/0.8	0.6-1.0	0.6-1.0	0.6-1.0
Approx. weight	40kg	48kg	55kg	58kg	61kg

Size approx. 530mm H + handle x 360mm W + rear wheels x 740mm long.

All models comply with BS EN60974-1, BS EN50199, WEE/HD0071UZ

All standard models come with; blue panels, mains input lead, work lead, gas hose.

Options & accessories include; 4 roll drive, Yellow or red panels, Spot timer function, reverse polarity function, 110V input, 400V input, MIG torch options, etc



Now with 2/5 YEAR WARRANTY

MIG torch options on page 33.

20 YEAR GUARANTEE OF PARTS AVAILABILITY.
THE BEST LONG TERM BACK UP IN THE INDUSTRY!

+44 (0)1904 410041

Technical ARC Ltd, Outgang Lane, Osbaldwick, York, UK. YO19 5UP
F: +44 (0)1904 414973 E: sales@technicalarc.co.uk or service@technicalarc.co.uk

T-MIG HD (or MD) INDUSTRIAL COMPACT MIG 260-460A

A really heavy duty range of British made MIG welding machines designed for all industrial welding applications.

This unbeatable range of MIG machines is renowned in the industry for great welding performance combined with solid reliable build. At the heart of every machine is a large copper wound transformer & other heavy duty components all constructed in a robust powder coated steel case. Simple rugged build with minimal parts means we can guarantee the lowest long term maintenance costs of any similar machine in the industry & we have the best long term back up with all parts available for a minimum of 20 years. **Really rugged machines for industry!**

If you are looking for 'no nonsense' heavy duty machines which weld really well & keep welding year after year then these have to be the sensible choice.

Main features & functions

- Good range of volt steps for very fine adjustment of power.
- Super smooth welding characteristics on both the three phase & single phase models.
- 100% copper wound transformer with 5 year warranty.
- Very high duty cycle.
- High efficiency of over 90% to minimise electric usage.
- Easy setting infinitely variable wire speed control.
- Fitted with torch trigger latching & electronic burn back with adjustment.
- Can be used with all wire and spool sizes.
- The strongest steel case of any compact MIG in the industry & large 250mm wheels & HD front castors
- Voltage switches have steel shafts not plastic like competitors
- Powerful wire feed motor with an all metal or 4 roll or 2 roll geared drive.

Approx size 710mm H x 850mm L x 380mm W (excluding width of rear wheels). Weight 85 to 130kg depending on model.



NOW WITH 2/5 YEAR WARRANTY



MIG torch options on page 33.

T-MIG HD models are our highest duty cycle machines, the MD version has the same specs but with 35% duty cycle, ideal for slightly less demanding applications but still very much industrial!

Specification 3 phase 400v models	263HD	313HD	363HD	423HD	463HD
Amps range	30-260	30-310	40-360	40-420	40-460
Volt steps	16	16	20	30	30
Duty cycle	235A@60%	300A@60%	350A@60%	400A@60%	450@60%
Input fuse slow type 'D'	16A	16A	16/20A	20/25A	32A
Welding wire size range (mm)	0.6-1.2	0.6-1.2	0.6-1.2	0.6-1.6	0.6-1.6
Recommended min generator size (for up to ¾ output)	6KVA	7KVA	8.5KVA	10.5KVA	12.5KVA

Specification 1 phase 230v models	261HD	281HD	311HD	361HD	401HD
Amps range	30-260	30-280	40-310	40-360	50-410
Volt steps	16	16	16	24	24
Duty cycle	235A@60%	280A@60%	300A@60%	350A@60%	380@60%
Input fuse slow type 'D'	25/32A	32A	32A	32/45A	45A
Welding wire size range (mm)	0.6-1.2	0.6-1.2	0.6-1.2	0.6-1.2	0.6-1.6
Recommended min generator size (for up to ¾ output)	6.5KVA	7KVA	7.5KVA	8.8KVA	10.5KVA

All standard machines come with; blue panels, 3M mains input lead, 3M work lead, gas hose.

Options & accessories include; Yellow or red panels, upgrade to 4 roll drive, digital meter, validation for EN1090, reverse polarity function, 20A min setting, MIG torch options, etc

20 YEAR GUARANTEE OF PARTS AVAILABILITY. THE BEST LONG TERM BACK UP IN THE INDUSTRY!

Optional push pull & spool gun torches



Also consider our new OPTeARC EMIG compact range for even higher welding performance & CC/CV multi-process, pulse synergic etc



Also consider our new OPTeARC MST multi-process portable range, dual voltage, CC/CV, MIG, STICK, TIG, Weld anything anywhere!



For further info on any machine please visit www.technicalarc.co.uk

+44 (0)1904 410041

Technical ARC Ltd, Outgang Lane, Osbaldwick, York, UK. Y019 5UP
F: +44 (0)1904 414973 E: sales@technicalarc.co.uk or service@technicalarc.co.uk

TS-MIG HD (or MD) INDUSTRIAL – separate wire feed 300A-600A

A really heavy duty range of British made MIG welding machines, for all industrial welding applications.

These popular machines are designed and manufactured in Great Britain using simple rugged design with high quality components to industrial standards. This range has been in production for over 20 years, with 1000's sold, certainly a well proven range of machines. They offer very good welding performance with minimal spatter and a soft stable arc throughout the range. At the heart of every machine is a large copper wound transformer & other heavy duty components, all constructed in a robust powder coated steel case. Simple construction with minimal parts also helps to ensure these are the most solid & reliable range of SWF MIGs available.

Really rugged machines for industry!

Main features & functions

- Excellent range of volt steps for very fine adjustment of power
- Super smooth welding characteristics through the range.
- 100% copper wound transformer with 5 year warranty.
- High efficiency of over 90% to minimise electric usage.
- Easy setting infinitely variable wire speed control.
- Torch trigger latching fitted & adjustable electronic burn back.
- Wire inch & gas purge functions.
- Industry standard euro torch connection.
- The strongest steel case of any SWF MIG in the industry & large 250mm wheels & HD front castors
- Quality all metal wire drive system & powerful motor with rugged ultra-reliable PCB in wire feeder.
- Really rugged machines for industry, unbeatable!



Optional open style feeder – very compact & rugged.



MIG torch options on page 33.



NOW WITH 2/5 YEAR WARRANTY

TS-MIG shown with fully enclosed wire feeder fitted with castors & swivel & water cooled

TS-MIG HD models are 60% duty cycle for the heaviest duty welding, the MD versions are to the same specs but with 35% duty cycle & with the intercon fitted direct at the feeder. MD models are still very much industrial machines, are ideal for slightly less demanding applications.

Spec 3 ~ 400v TS-HD models	303HD	353HD	403HD	453HD	503HD	603HD
Amps range	30-310	30-360	30-420	30-470	40-520	50-620
Volt steps	16	32	32	32	32	32
Duty cycle @60%	300A	350A	400A	450A	500A	600A
Input fuse slow 'D' type	16A	16A	16/20A	32A	32A	32A/40
Welding wire size (mm)	0.6-1.2	0.6-1.2	0.6-1.6	0.6-1.6	0.6-2.4	0.6-3.2
Minimum generator size for ¾ power 7KVA		8.5KVA	10.5KVA	12.5KVA	15KVA	20KVA

Spec 1 ~ 230v TS-HD models	301HD	351HD	401HD	451HD	501HD
Amps range	30-310	30-360	30-420	30-470	40-520
Volt steps	16	24	24	24	24
Duty cycle @60%	300A	350A	400A	450A	500A
Input fuse slow 'D' type	32A	32/45A	45/63A	63A	80A
Welding wire size (mm)	0.6-1.2	0.6-1.2	0.6-1.6	0.6-1.6	0.6-2.4
Minimum generator size for ¾ power 7.5KVA		9KVA	11KVA	13KVA	16KVA

All standard TS machines come standard with; Enclosed wire feeder, 3M sheathed intercon, blue panels, 3M mains input lead, 3M work lead, gas hose.

Options include:

Open type wire feeder, spool cover for open feeder, castors & swivel on wire feeder, upgrade feeder to 4 roll for 300/350 models, Digital meters, validation for EN1090, Water cooling, flow switch for WC, interconnections up to 30M, interconnector sheathed in tough blue cover, outriggers on feeder for enhanced stability, suitcase wire feeder in sealed GRP case, ARoboFeed wire feeder (for boom arm or robot), push pull torches water cooled & air cooled, 20A min current, Yellow or red panels, MIG torch options, etc

Optional suitcase feeder



Optional ARoboFeed wire feeder.



Optional push pull torches, page 30.



Also consider our new OPTeARC EMIG range for even higher welding performance & CC/CV multi-process, pulse synergic etc



For full specs please visit our website

20 YEAR GUARANTEE OF PARTS AVAILABILITY. THE BEST LONG TERM BACK UP IN THE INDUSTRY!

+44 (0)1904 410041

Technical ARC Ltd, Outgang Lane, Osbaldwick, York, UK. YO19 5UP
F: +44 (0)1904 414973 E: sales@technicalarc.co.uk or service@technicalarc.co.uk

3 versions of extreme performance compact machines 250A, 300A, 400A

EMIGC MST EMIGC Synergic EMIGC Synergic 2Pulse

OPTeARC EMIG range of machines are extreme performance industrial machines constructed using the very latest Mitsubishi Hybrid chopper technology, this combines the performance advantages of inverter technology with the rugged reliability of transformer based machines.

The benefits of this technology are not to be underestimated. Firstly, on CV (MIG/MAG) welding characteristics are superior to any conventional step voltage or thyristor MIG machine with a super smooth stable arc, low spatter & increased welding productivity. The PCB monitors the arc up to 10,000 times per second & makes tiny corrections to the output to seamlessly maintain the exact power. This even corrects unstable input power & long cable runs. Variable electronic inductance allows you to tune the arc characteristics to suit your exact requirements, a lower setting gives you a crisp high deposition cool arc, ideal for positional welding & minimising penetration on thin materials. Increasing the inductance gives a softer arc with more penetration & minimal spatter. The spatter level can be reduced dramatically if required. This technology can also result in higher MIG deposition rates & therefore faster welding & reduced welding costs. In addition, there is a built in arc start & finish circuit for instant smooth arc starting every time you press the trigger which prevents 'machine gunning' at the start & means it's also possible to run aluminium wire on a standard MIG torch on any of these machines with ease. Switch to CC (MMA + TIG) & the arc is again perfect, with instant arc starts & smooth stable current from min to max power. As an additional benefit power consumption is low like the best inverter & considerable savings can be made in electric cost, particularly over older machines & when using on CC.

To achieve all the advantages of these models you would previously have had to purchase a complex inverter based machine, however inverter technology is not rugged & reliable in industrial environments, they all suffer from major blow ups & typically have a life span of a few years for the best made German machines & often much less for others. Our OPTeARC hybrid chopper technology solves the problem; you get all the performance benefits of a good inverter but with the rugged reliability of transformer based machines. Furthermore, simple internal build & only one PCB fitted means less to go wrong & easy maintenance. Built in over current & over temperature circuits provide complete protection against overload conditions. These machines tolerate massive input voltage fluctuation without any failure.



Powered by
MITSUBISHI ELECTRIC

Functions	EMIGC MST	EMIGC Synergic	EMIGC Synergic 2Pulse
Superior welding performance on MIG & all processes.	✓	✓	✓
CC/CV multi-process output MIG, MMA, TIG etc	✓	✓	✓
Infinite variable control of welding power & wire speed.	✓	✓	✓
All metal 4 roll geared feed system for superior wire feeding.	✓	✓	✓
Variable electronic inductance to tune arc characteristic & tune out spatter on MIG.	✓	✓	✓
2T / 4T trigger latching on MIG.	✓	✓	✓
Variable burn-back control.	✓	✓	✓
Digital volt / ammeter for EN1090 & other QC standards	✓	✓	✓
MIG wire creep start + arc start circuit built in.	✓	✓	✓
Reverse polarity MIG/MAG	✓	✓	✓
Wire pinch off at finish of weld to remove ball ready for next weld.	✓	✓	✓
Pre-setting of welding thickness on digital display.		✓	✓
Synergic MIG one knob control of output.		✓	✓
Crater filling function to slope out welding power at end of weld.		✓	✓
MMA Anti-stick function to stop rods annealing & release stuck rods.		✓	✓
Lift ARC TIG function for perfect starts on DC TIG.		✓	✓
Synergic pulse MIG welding of all materials.			✓
Synergic 2Pulse MIG welding of all materials (double pulse).			✓

EMIG compact MST models 250-400A. Superb welding performance on MIG, MMA, etc even great on aluminium & with a standard MIG torch! Infinitely variable control of welding power & wire speed. Packed full of features to give you the very best welding performance & simple user friendly no nonsense controls.

EMIG compact Synergic models 250-400A. Superb welding performance exactly as the EMIG MST but with synergic one knob control of output power with wire speed/arc length trim. Additional functions include, pre-set material thickness prior to welding, crater fill, lift arc TIG & anti-stick on MMA.

EMIG compact Synergic 2Pulse models 250-400A. The same superb welding performance & functions as the above two, but with pulse included. This gives spatter free high productivity welding, particularly beneficial for welding aluminium, stainless steels etc. Double pulse function gives TIG like appearance welds but MIG welding speed! Unlike most other pulse MIG's these are simple to set & use.

Specifications	250 A model (any version)	300 A model (any version)	400 A model (any version)
Amperage range	20-250A	20-300A	20-400A
Duty cycle 60% @	250A	300A	400A
Maximum no load volts (OCV)	80V	80V	80V
MIG wire size range	0.6mm-1.2mm	0.6mm-1.4mm	0.6mm-1.6mm
Input fuse size (D) (400V 3 phase)	16A	16A	16/20A
Input fuse size (D) 230V single phase	16/32A	32A	45/63A
Minimum generator size*	6KVA	7KVA	10KVA

All models are supplied as 400V three phase or 230V single phase, other voltages on request.

*Minimum generator size is quoted for the 100% duty rating of the machine, to achieve max power increase KVA rating by around 30%.

Duty cycles quoted are on MIG & at 40°C, at lower temp the duty cycle increases.

Approx size 710mm H x 850mm L x 380mm W (excluding width of rear wheels). Weight 70 to 110kg depending on model.

All standard EMIG compact machines come with; blue panels, mains input lead, work lead, gas hose.

Options include: Yellow or red panels, different input voltage etc, validation for EN1090,

Accessories include: MIG torch options, TIG torch options, MMA leads, push pull torch.

2/5 YEAR WARRANTY

**20 YEAR GUARANTEE OF PARTS AVAILABILITY.
THE BEST LONG TERM BACK UP IN THE INDUSTRY!**

3 versions of extreme performance SWF machines 300A-650A

EMIG MST

EMIG Synergic

EMIG Synergic 2Pulse

OPTeARC EMIG range of machines are extreme performance machines constructed using the very latest Mitsubishi Hybrid chopper technology, this combines the performance advantages of inverter technology with the rugged reliability of transformer based machines.

The benefits of this technology are not to be underestimated. Firstly, on CV (MIG/MAG) welding characteristics are superior to any conventional step voltage or thyristor MIG machine with a super smooth stable arc, low spatter & higher MIG deposition rates. The PCB monitors the arc up to 10,000 times per second & makes tiny corrections to the output to seamlessly maintain the exact power. This even corrects unstable input power & long cable runs. Variable electronic inductance allows you to tune the arc characteristics to suit your exact requirements, a lower setting gives you a crisp high deposition cool arc, ideal for positional welding & minimising penetration on thin materials. Increasing the inductance gives a softer arc with more penetration & minimal spatter. The spatter level can be reduced dramatically if required. This technology can also give you increased MIG productivity & therefore faster welding & lower welding costs. In addition, there is a built in arc start & finish circuit for instant smooth arc starting every time you press the trigger which prevents 'machine gunning' at the start & means its also possible to run aluminium wire on a standard MIG torch on any of these machines with ease. Switch to CC (MMA + TIG) & the arc are again is perfect, with instant arc starts & smooth stable current from 20A to max power.

As an additional benefit power consumption is low like the best inverter & considerable savings can be made in electric cost, particularly over older machines & when using on CC.

To achieve all the advantages of these models you would previously have had to purchase a complex inverter based machine, however inverter technology is not rugged & reliable in industrial environments, they all suffer from major blow ups & typically have a life span of a few years for the best German or US made machines & often much less for others.

Our OPTeARC hybrid chopper technology solves the problem; you get all the performance benefits of a good inverter but with the rugged reliability of transformer based machines. Furthermore, simple internal build & only one PCB fitted means less to go wrong & easy maintenance. Built in over current & over temperature circuits provide complete protection against overload conditions. These machines tolerate massive input voltage fluctuation without any failure.



Powered by  MITSUBISHI ELECTRIC

Functions	EMIG MST	EMIG Synergic	EMIG Synergic 2Pulse
Superior welding performance on MIG/MAG & all processes.	✓	✓	✓
CC/CV multi-process output MIG, MMA, TIG, GOUGING.	✓	✓	✓
Infinite variable control of welding power & wire speed on wire feeder.	✓	✓	✓
All metal 4 roll geared wire feeder for superior wire drive.	✓	✓	✓
Variable electronic inductance to tune arc characteristic & tune out spatter on MIG.	✓	✓	✓
2T / 4T trigger latching on MIG.	✓	✓	✓
Variable burn-back control & wire inch & purge on wire feeder.	✓	✓	✓
Digital volt / ammeter for EN1090 & other QC standards.	✓	✓	✓
MIG wire creep start + arc start circuit built in.	✓	✓	✓
Wire pinch off at finish of weld to remove ball ready for next weld.	✓	✓	✓
Pre-setting of welding thickness on digital display.		✓	✓
Synergic MIG one knob control of output.		✓	✓
Crater filling function to slope out welding power at end of weld.		✓	✓
MMA Anti-stick function to stop rods annealing & release stuck rods.		✓	✓
Lift ARC TIG function for perfect starts on DC TIG.		✓	✓
Synergic pulse MIG welding of all materials.			✓
Synergic 2Pulse MIG welding of all materials (double pulse).			✓

EMIG MST models 300-650A. Superb welding performance on MIG, MMA, etc, even great on aluminium & just with a standard MIG torch! Infinitely variable control of welding power & wire speed on wire feeder. Packed full of features to give you the very best welding performance & simple user friendly no nonsense controls.

EMIG Synergic models 300-650A. Superb welding performance exactly as the EMIG MST but with synergic one knob control of output power & wire speed/arc length trim on wire feeder. Additional functions include, pre-set material thickness prior to welding, crater fill, lift arc TIG & anti-stick on MMA.

EMIG Synergic 2Pulse models 300-650A. The same superb welding performance & functions as the above two, but with pulse included. This gives spatter free high productivity welding, particularly beneficial for welding aluminium, stainless steels etc. Double pulse function gives TIG like appearance welds but MIG welding speed! Unlike most other pulse MIG's these are simple to set & use.

Specifications	300 A model (any version)	400 A model (any version)	500 A model (any version)	650 A model (any version)
Amperage range	20-300A	20-400A	20-500A	20-650A
Duty cycle 60% @	300A	400A	500A	650A
Maximum no load volts (OCV)	80V	80V	80V	80V
MIG wire size range	0.6mm-1.4mm	0.6mm-1.6mm	0.6mm-2.4mm	0.6-3.2mm
Input fuse size (D) (400V 3 phase)	16A	16/20A	32A	32/45A
Input fuse size (D) 230V single phase	32A	45/63A	63A	N/A
Minimum generator size*	7KVA	10KVA	15KVA	22KVA

All models are supplied as 400V three phase or 230V single phase, other voltages on request.

*Minimum generator size is quoted for the 100% duty rating of the machine, to achieve max power increase KVA rating by approx. 30%.

Duty cycles quoted are on MIG & at 40°C, at lower temp the duty cycle increases.

2/5 YEAR WARRANTY

All standard EMIG SWF packages come with:

4 roll enclosed wire feeder fitted with swivel kit & casters, 3M intercon, mains input lead, work lead, gas hose, blue panels.

Options include: water cooling, intercon up to 30M lengths, different input voltage etc, Yellow or Red panels, validation for EN1090,

Accessories include: MIG & TIG torches, (page 33), MMA leads, push pull torch & spool on gun (page 30),

**20 YEAR GUARANTEE OF PARTS AVAILABILITY,
THE BEST LONG TERM BACK UP IN THE INDUSTRY!**

2 versions of superior performance portable welding power sources 220A-300A

OPTeARC EWELD (Stick / MMA)

OPTeARC EWELD MST (multi-process MIG * STICK / MMA * TIG)

Portable models 220-300A dual voltage input (or 400V 3 phase)

OPTeARC EWELD power sources are British made industrial machines built using our unique Mitsubishi hybrid chopper technology. This design gives you all the performance benefits of a good inverter based machine with instant arc starts, a smooth superior arc & very low power consumption, but with the rugged reliable build of a transformer machine & dual voltage input for easy connection to any supply.

Due to the high efficiency of our OPTeARC technology the size, weight & input power are reduced by a massive amount compared with conventional machines. Furthermore, these tolerate harsh operating conditions such as extreme temperatures, damp & dust & can be used outside in the rain. Internal construction is simple with minimal parts & only one control PCB, these machines will not fail in dirty or damp workshops like inverters do, they are not affected by fluctuations on input supply they keep welding reliably year after year. They are equally happy in any environment including industrial workshops, off shore, oil & gas, mobile welding, outside on construction sites etc. All models are generator friendly & will run from up to 100M extension cables. Dual voltage offer even more flexibility for site welding.

Real go anywhere weld anything machines packed full of power!

Functions	OPTeARC EWELD	OPTeARC EWELD MST
Superior welding performance on MMA (stick)	✓	✓
All electrode capability including celulosic	✓	✓
Built in hot start circuit for instant arc up of electrodes	✓	✓
Infinite variable control of welding power.	✓	✓
Digital ammeter for EN1090 & other QC standards	✓	✓
MMA Anti-stick function to stop rods annealing & release stuck rods.	✓	✓
Remote current control socket ready to accept remote devices.	✓	✓
MMA variable Arc force function.	✓	✓
Lift ARC TIG function for perfect starts on DC TIG.		✓
MIG/MAG welding function with super smooth arc & variable inductance.		✓
24V output & remote weld volts for MIG wire feeder		✓



Powered by  MITSUBISHI ELECTRIC

MMA stick welding - Both versions of machine offer the same super smooth welding performance on all electrode types. High OCV with hot start guarantees fast arc up even on dirty & rusty material. These weld all electrode types including cellulose 6010 etc which most machines will not touch. A remote current control can be used to adjust the amperage up to 100m away with additional stop start of output if required.

MIG/MAG welding (MST only). Plug in a wire feed unit & you have a superb performance MIG machine. The arc is superior to conventional MIG machines with a smooth consistent arc & minimal spatter. The variable inductance control means you can tune the welding arc to give the very best welding characteristics for the job. These machines also weld gasless self shielding wire perfectly. Weld from the thinnest car panel at 20A right up to RSJ work, digger buckets, wear plates etc. Steel stainless steel & aluminium etc, also takes our spool gun for even better weld aluminium welding.

TIG welding (MST only). Plug in a TIG torch & you have a DC TIG welder. Weld from 10A to max current with a smooth stable arc. Lift arc technology means no HF interference so safe for use on vehicles etc. The TIG torch can be a simple gas valve type for basic lift TIG, or our switched type which starts & stops the arc from the micro switch, Ideal for stainless steel, mild steel etc, also the torch polarity can also be reversed to weld thin aluminium up to 3mm.

Specifications – amperage output	220 A model EWELD / MST	250 A model EWELD / MST	300 A model EWELD / MST
Input voltage (standard models)	230/400V dual	230/400V dual	230/400V dual
Optional input volts (to specify on order)	110/230 dual	400V 3 phase	400V 3 phase
Amperage range	10-220A	10-250A	10-300A
Duty cycle 35% @	220A	250A	300A
Duty cycle 60% @	170A	190A	230A
Maximum no load volts (OCV)	85V	85V	85V
Input fuse size (D) 400V supply	16A	16A	20/25A (16A for 3~)
Input fuse size (D) 230V supply	16A	25/32A	32/45A
Min generator size for up to ¾ power	5KVA	6KVA	7.5KVA
Approx net weight	30kg	37kg	48kg

Approx case size all models 260mm W x 520mm L x 420mm H (excludes exterior hardware)

*Duty cycles & inputs are quoted at 40°C; on TIG welding, at lower temperatures the duty cycle will be higher, for MMA or MIG duty cycle reduces a little & input increases a little.

Standard supply for all models: 230/400V dual volt, 3M mains input lead, 3M work lead, blue panels.

Options include: different input voltage, validation for EN1090, TIG gas solenoid built into MST.

Accessories include: Electrode lead & holder, MIG wire feeder, MIG torches, TIG torch options, remote control units, foot pedal with stop/start & variable amps,

For further info on any machine please visit www.technicalarc.co.uk

Torch options on page 33.

2/5 YEAR WARRANTY

**20 YEAR GUARANTEE OF PARTS AVAILABILITY,
THE BEST LONG TERM BACK UP IN THE INDUSTRY!**



Optional wire feeder suitcase type for MST in 2 roll or 4 roll drive

2 versions of high output industrial power sources 400A – 650A

OPTeARC EWELD (STICK/MMA) OPTeARC EWELD MST (multi-process MIG * STICK * TIG)

400A, 500A, 650A models, MMA, gouging, TIG, MIG/MAG (SMAW, FCAW, MCAW, CAC)

OPTeARC power sources are British made industrial machines built using our unique Mitsubishi hybrid chopper technology. This design gives you all the performance benefits of a good inverter based machine with instant arc starts, a smooth superior arc & very low power consumption, but with the rugged reliable build of a transformer machine. These models offer the very highest performance & output for heavy industrial applications.

Due to the high efficiency of our OPTeARC technology the size, weight & input power are reduced by a massive amount compared with conventional machines. Furthermore these tolerate harsh operating conditions such as extreme temperatures, damp & dust & can be used outside in the rain. Internal construction is simple with minimal parts & only one control PCB, these machines will not fail in dirty or damp workshops like inverters do, they are not affected by fluctuations on input supply they keep welding reliably year after year. They are equally happy in any environment including industrial workshops, off shore, oil & gas, mobile welding, outside on construction sites etc. All models are generator friendly & will run on up to 100M extension cables. **Powerful rugged machines built for industry!**

Functions	OPTeARC EWELD	OPTeARC EWELD MST
Superior welding performance on MMA (stick)	✓	✓
All electrode capability including celulosic	✓	✓
Built in hot start circuit for instant arc up of electrodes	✓	✓
Infinite variable control of welding power.	✓	✓
Anti-stick circuit cuts power if electrode sticks for easy release.	✓	✓
Digital ammeter for EN1090 & other QC standards	✓	✓
Arc air gouging capability	✓ (500A & 650A)	✓ (500A & 650A)
Remote current control socket ready to accept remote devices.	✓	✓
MMA variable Arc force function.	✓	✓
Lift ARC TIG function for perfect starts on DC TIG.		✓
MIG/MAG welding function with super smooth arc & variable inductance.		✓
24V output & remote weld volts for MIG wire feeder		✓



Powered by



MMA welding/gouging – EWELD / MST Both version machines offer the same super smooth welding performance on all electrode types. High OCV with hot start guarantees fast arc up even on dirty & rusty material. These weld all electrode types including cellulosic 6010 etc which most machines will not touch. A remote current control can be used to adjust the amperage up to 100m away with additional stop start of output if required. The 500A models can also be used for light carbon arc gouging, the 650A model is particularly suitable for gouging due to the very high duty cycle.

MIG/MAG welding (MST only). Plug in a wire feed unit & you have a superb performance high output power MIG machine. The arc is superior to conventional MIG machines with a smooth consistent arc & minimal spatter. The variable inductance control means you can tune the welding arc to give the very best welding characteristics for the job. These machines also weld gasless self shielding wire perfectly.

TIG welding (MST only). Plug in a TIG torch & you have a DC TIG welder. Weld from 20A to max current with a smooth stable arc. Lift arc technology means no HF interference so safe for use on vehicles etc. The TIG torch can be a simple gas valve type for basic lift TIG, or our switched type which starts & stops the arc from the micro switch, Ideal for stainless steel, mild steel etc, also the torch polarity can also be reversed to weld thin aluminium up to 3mm.

Specifications – amperage output	400 A model EWELD / MST	500 A model EWELD / MST	650 A model EWELD / MST
Input voltage (standard models)	400V 3 phase	400V 3 phase	400V 3 phase
Amperage range	20-400A	20-500A	20-650A
Duty cycle @ max	400@40%	500A@40%	650A@60%
Output @ 100% duty cycle	250A	320A	500A
Maximum no load volts (OCV)	85V	85V	85V
Input fuse size (D) 400V supply	20/25A	32A	32/45A
Min generator size for up to ¾ power	9KVA	13KVA	20KVA
Approx net weight	70kg	90kg	115kg



2/5 YEAR WARRANTY

20 YEAR GUARANTEE OF PARTS AVAILABILITY, THE BEST LONG TERM BACK UP IN THE INDUSTRY!

Approx case size all models 310mm W x 650mm L x 530mm H (excludes exterior hardware)

*Duty cycles & inputs are quoted at 40°C; on TIG welding, at lower temperatures duty will be higher, for MMA or MIG duty cycle reduces a little & input increases a little.

Standard supply for all models: 400V 3 phase, 3M mains input lead, 3M work lead, no wheels, no handle, blue panels.

Options include: different input voltage, 440V, 480V, 550V etc, VRD built in, validation for EN1090, TIG gas solenoid built into MST, wheeled undercarriage & front pull handle, lifting eyes, conventional wheel barrow style case. full function TIG with HF fitted, external TIG boxes.

Accessories include: Electrode lead & holder, Gouging torch, MIG wire feeder, MIG torches, TIG torch options, remote control units, foot pedal with stop/start & variable amps,



Optional wire feeder
suitcase feeder 4 roll drive

Torch options on
page 33.

Optional conventional wheel barrow type case for any OPTeARC machine, fitted with large rear wheels & long front handles, ideal for rough construction sites. Specs same as above.



+44 (0)1904 410041

Technical ARC Ltd, Outgang Lane, Osbaldwick, York, UK. YO19 5UP
F: +44 (0)1904 414973 E: sales@technicalarc.co.uk or service@technicalarc.co.uk

DC250E / 300E / 400E / 500E CC WELDING POWER SOURCES

The DC 250E-500E range are designed & manufactured in the UK using a conventional large copper wound transformer & rugged thyristor technology. Simple construction with minimal parts means unbeatable long term reliability even in the most demanding environments. Arc welding characteristics are good with easy arc striking, a smooth stable arc & automatic compensation for long cables and fluctuating input voltage. All models can be also used for TIG & a full function DC TIG box is available, the DC500E is also suitable for light to medium duty arc air gouging. These machines are fitted with large rear wheels and long front handles making them very easy to move around. Typical applications include shipyards, quarries, offshore, construction sites, general workshop use, agricultural applications and anywhere the user requires a rugged non inverter high reliability power source.

Main functions & features:

- Stick electrode welding & scratch start DC TIG
- DC500E ideal for gouging with up to 8mm carbons.
- Infinitely variable welding current.
- Adjustable arc force control.
- Smooth DC output current.
- Automatic arc compensation for cables & input volts.
- Socket for remote control of the welding current.
- The front panel controls are recessed for mechanical protection.
- Large rear wheels & retractable front handles fitted standard.

**NOW WITH 2/5 YEAR
WARRANTY**



Options & accessories

Welding cables up to 100M, digital ammeter with presetting of current, high open circuit of 87V for celulosic type rods, TIG control box for full DC TIG functions, remote controls from 3M to 50M, Wireless remote, non standard input volts such as 480V, 440V, 550V. VRD option also available. Other functions can be fitted including full TIG functions etc

Technical specification standard	DC250E	DC300E	DC400E	DC500E
Current range	20-250A	20-300	20-400	20-500
Duty cycle @ max	250@35%	300@35%	400@35%	500@60%
Approx no load volts	60	60	60	60
Mains supply	230V / 400V	400V	400V	400V
Input fuse -slow blow	32A / 20A	20/25A	32A	32/45A
Approx. size all models W=470mm, L=600mm, H=560mm (excludes width of rear wheels)				

DC500E is also suitable for
light – medium duty arc air
gouging

20 YEAR GUARANTEE OF PARTS AVAILABILITY. THE BEST LONG TERM BACK UP IN THE INDUSTRY!

AC250E, AC300E, AC400E, AC500E MMA WELDING POWER SOURCE

Robust Industrial quality British made manual metal arc welding power sources with AC output current.

Designed & manufactured by Technical Arc using a large conventional copper wound transformer & rugged thyristor technology. Simple construction with minimal parts means excellent long term reliability in even the most demanding environments. Welding characteristics are superior to conventional air cooled or oil cooled AC machines, squarewave AC current provides really good welding performance with easy striking & a smooth stable arc. These models are perfect for many industries such as ship building, offshore applications, construction sites, mines & any application where AC welding current is specified & the customer requires a solid & reliable welding power source.

Main functions & features:

- Infinitely variable welding current.
- Adjustable arc force control.
- AC squarewave output gives better arc striking & welding performance than older type AC machines.
- Socket for remote control of the welding current.
- The front panel controls are recessed for mechanical protection.
- Rugged case design for harsh working conditions.
- Built in power factor control to reduce input current draw.
- Large rear wheels & retractable front handles fitted standard.

**NOW WITH 2/5 YEAR
WARRANTY**



Options & accessories

Welding cables up to 100M.
Digital ammeter with presetting of current.
Remote controls from 3M to 50M, Wireless remote, non standard input volts such as 480V, VRD option.
AC DC output option.
Other functions can be fitted include TIG HF functions etc
230V model of AC250E available.

Technical specification standard	AC250E	AC300E	AC400E	AC500E
Current range	20-250A	20-300	20-400	20-500
Duty cycle @ max	250@35%	300@35%	400@35%	500@35%
Approx no load volts	80	80	80	80
Mains supply	400V	400V	400V	400V
Input fuse -slow blow	32A	32/45A	45A/63A	63A/80A
Approx. size all models W=470mm, L=600mm, H=560mm (excludes width of rear wheels)				

AC500 is manufactured in a larger case.

AC-DC versions of all the above models are also available.

20 YEAR GUARANTEE OF PARTS AVAILABILITY. THE BEST LONG TERM BACK UP IN THE INDUSTRY!

TECTIG AC/DC SQ & DC only 185, 225, 265 Dual voltage TIG

Professional quality British built welding machines designed for maintenance and fabrication workshops.

These robustly constructed machines use conventional transformer and thyristor technology, and are not inverter based; this ensures a very long life, good reliability & serviceability and good solid British made quality product. The TECTIG range of TIG machines are ideal for maintenance & light to medium fabrication. These models are very simple to set up & use yet have all the features necessary for expert quality TIG welding of a wide range of metals including aluminium, alloys, mild steel, stainless steel, brass, etc.



Standard functions & features:

- AC DC output for welding all metals or DC only version.
- AC balance control with squarewave output on AC for the good quality welding.
- Dual voltage 230V/400V so you can connect to both single & three phase.
- Torch trigger latching.
- Up & down slope controls & gas post flow control for perfect weld starts & finishes.
- Digital meter with preset & real amps display & Infinitely variable current control TIG/MMA switch.
- Electronic pulse HF (I.T. friendly)
- Remote control socket to accept a foot pedal to give amps control.
- All copper wound main transformer (the heart of the machine) with a 5 year warranty.
- Generator friendly & due to our robust design will withstand large fluctuations on the supply with no damage.
- Substantial metal case with wheels for good portability & takes a full size gas bottle.
- The best long term back up in the industry!



**NOW WITH
2/5 YEAR WARRANTY**

AC DC or DC only version of all three models available.

**TIG Torch options
on page 33.**

Technical specifications	TECTIG185SQ	TECTIG225SQ	TECTIG265SQ
Amperage range AC / DC	10 – 185	15-225	15-265
Duty cycle @ 60 % *	105A	150A	190A
Duty cycle @ 35% *	135A	200A	250A
Fuse on 230v	32A (20A)	40A (32A)	45A (32A)
Fuse on 400v	16A (16A)	20A (16A)	32A (20A)
Weight approx	55kgs	70kgs	85kgs

*Please note when using on 230V duty cycle ratings will be reduced by around 10%. Fuse ratings in brackets indicates DC only version.

Approx. size 650mm H or 680mm H for 222 & 262 x 350mm W x 800mm L Size excludes rear wheel width.

Standard TECTIG machines come with: 3M earth & input lead, 1.5M gas hose, torch trigger plug & finished in blue.

Options & accessories: High quality foot pedal, TIG torches, TIG torch power adaptor for Dix – 3/8 BSP, remote controlled TIG torch or other remote controls, blue, yellow or red colour options.

**20 YEAR GUARANTEE OF PARTS
AVAILABILITY, THE BEST LONG
TERM BACK UP IN THE INDUSTRY!**

251 / 301 / 351 / 421 SQUARE WAVE AC DC or DC only

Industrial quality British built welding machines designed for fabrication workshops.

This popular range of heavy duty TIG machines are for industrial applications where the customer prefers conventional thyristor technology machines with simple construction, easy maintenance & simply the very best long term reliability possible in even the most demanding environments.

Really good welding performance combined with the ultimate in reliability means these remain popular with many customers. Every machine is manufactured with a large copper wound transformer, heavy duty thyristors and other substantial components all assembled into a strong powder coated steel case.



Standard features & functions:

- Infinitely variable amps control with digital readout.
- AC DC squarewave output for high quality welding with AC balance control
- High frequency (HF) is I.T. friendly so no interference.
- Slope up & slope down controls for perfect starts & finishes.
- Post flow gas control.
- Torch trigger latching (2T/4T)
- Built in pulse controls.
- Digital ammeter displays amps prior to welding.
- MMA stick welding function.
- Remote control socket to accept our foot pedal.
- Non inverter technology ensures an unbeatable long trouble free life.
- Substantial 3mm undercarriage & wheels to accept all gas bottles.
- Power factor correction built in to keep running costs down.
- Simple & straight forward controls really easy use.
- Built in water cooling (optional extra).
- Well proven design guaranteed to be ultra-reliable.
- Compensates for fluctuations on incoming supply & able to withstand high overvoltage.
- 5 year main transformer warranty (the heart of the machine).

**TIG Torch options
on page 33.**



**NOW WITH
2/5 YEAR WARRANTY**

**20 YEAR GUARANTEE OF PARTS
AVAILABILITY, THE BEST LONG
TERM BACK UP IN THE INDUSTRY!**

Technical specs	AC DC or DC only	251	301	351	421
Amperage range		10-250	10-300	10-350	10-420
Duty cycle @ 60 %		190A	230A	270A	320A
Duty cycle @ 35%		250A	300A	350A	420A
Fuse slow blow 400v models		32A/40A (20A)	32/45A(32A)	45A (32A)	63A (45A)
Fuse slow blow 230v models		63A (45A)	N/A	N/A	N/A
Minimum generator requirements for ¾ output		16kva (10kva)	18kva (13kva)	20kva (15kva)	24kva (18kva)

(Fuse values in brackets indicate DC only version of this machine).

Approx. size all models 920 L x 450mm W x 740mm H (rear wheels increase width to approx. 600mm)

Standard TIG models come with: 3M earth & input lead, 1.5M gas hose, torch trigger plug & finished in blue.

Options & accessories: AC/DC or DC only, water cooling, High quality foot pedal available, TIG torch power adaptor for Dix – 3/8 BSP TIG torch, TIG torches, remote on TIG torch, or other remote controls, yellow or red colour options.

**All models
Water cooled
or air cooled**

OPTeARC ETIG compact DC TIG – superior performance industrial machines

150A-300A, portable dual voltage models, 110/230V, 230/400V

ETIG compact range of machines are British made industrial machines built using our unique Mitsubishi hybrid chopper technology. This design gives you all the performance benefits of a good inverter based machine with instant arc starts, a smooth superior arc & very low power consumption, but with the rugged reliable build of a transformer machine. In addition, due to the high efficiency of this technology the size, weight & input power are reduced by a massive amount compared with conventional machines. Furthermore these tolerate harsh operating conditions such as extreme temperatures, damp & dust & can be used outside in the rain.

The ETIG range are really simple to set up & use, anyone who has TIG welded previously can use these in seconds. Unlike some machines there is no programming needed or constant referring back to instruction manuals, yet they have all the features needed for high performance welding. The welding performance really is superb, OPTeARC technology guarantees extremely smooth output current, so the weld pool is perfectly stable & you get better looking welds. These machines will not fail in dirty or damp workshops like inverters do, they are not affected by fluctuations on input supply they keep welding reliably year after year. They are equally happy in any environment including industrial workshops, off shore oil & gas, mobile welding, outside on construction sites etc.

Key benefits of the ETIG portable models.

- Superior TIG welding characteristics with perfect arc starts & welds every time from min to max power.
- Rugged reliable design is not affected by harsh operating conditions or poor input supply, guaranteed!
- Can be used in all environments including outside.
- Ultra low power consumption reduces your running costs & helps the environment.
- All models will also weld MMA electrodes superbly including cellulose type rods 6010 etc.
- Up to 220A on a 110V supply, unbeatable!
- ETIG150 *micro* is a precision micro TIG for those special very thin material jobs.
- Generator friendly with automatic compensation for varying input power, long extension leads or unstable generators

Standard ETIG portable machine functions.

- Precise stepless current control can be set to within +/-1 amp, digi meter shows set value then exact value when welding.
- Variable up & down slope controls, 0-5 seconds upslope, 0-15 seconds downslope range.
- TIG Torch trigger latching 4T/2T.
- Variable gas post flow control, 0-15 seconds postflow range.
- Electronic pulse HF for precise instant arc starts (I.T. friendly so will not affect your phone or PC etc)
- MMA electrode welding with super smooth arc on all electrodes & will also weld cellulosic rods 6010 etc
- Remote current function allows use of a foot pedal or hand remote or special current control on TIG torch.



Powered by  MITSUBISHI ELECTRIC

Specifications – compact models	ETIG 150 dual micro	ETIG180 dual	ETIG220 dual	ETIG250 dual	ETIG300 dual
Standard input volts, dual.	110/230V	110/230V	110/230V	230/400V	230/400V
Input fuse (D) slow.	16A/13A	32A/13-16A	32A/16A	16A-20A/16A	32A/16A-25A
Optional 400V 3 phase input only	✓	✓	✓	✓	✓
Optional 230/400V dual input	✓	✓	✓	N/A	N/A
Amperage range	2-150A	5-180A	5-220A	5-250A	10-300A
Duty cycle 35% @	150A	180A	220A	250A	300A
Maximum no load volts (OCV)	85V	85V	85V	85V	85V
Minimum generator size*	2KVA	2.5KVA	3.5KVA	4.5KVA	5.5KVA
Approx net weight	22kg	28kg	32kg	35kg	40kg

Approx case size all models 260mm W x 520mm L x 420mm H (excludes exterior hardware)

*Duty cycles & inputs are quoted at 40°C; at lower temperatures the duty cycle will be higher. For MMA welding duty cycle reduces a little & input kva increases slightly.

Note: ETIG150 *micro* is a precision micro TIG designed for welding of very thin materials, the output is precisely controllable from 2 amps upwards. Ideal for mould & tool repair, wire & coil termination, jewellery work, fine mesh & chain, filter manufacture etc.

Standard supply for all models: Dual voltage 110/230 or 230/400, 3M mains input lead, 3M work lead, torch switch plug, blue panels.

Optional machine functions (to be specified at time of order).

Pulse functions, pre-flow gas control, input voltage options including dual voltage 110/230, 230/400 & 400V three phase, longer cables etc.

Optional accessories

Footpedal with super smooth amps control, TIG torch power adaptor for Dix – 3/8 BSP, TIG torches up to 8M & torches with current control, remote current control units, trolley/cart, trolley/cart with water cooling.

OPTeARC hybrid chopper technology - further reading (applies to all models of ETIG, Compact DC & AC DC)

With so many different makes & models of machines on the market today its difficult to make the right decision when considering which TIG welder to buy. The range is huge, from 100's of low cost imported inverters that have a short lifespan to the most expensive American or European made inverters & a few old school transformer machines. Inverters are usually preferred due to better performance & good portability, yet more & more customers are reluctant to buy inverters due to bad experiences with expensive repair bills & scrapped machines. Our OPTeARC Hybrid chopper technology solves the problem! It utilises the best parts of both older & new technologies, it works like an inverter by controlling the output at high frequency, but on the low voltage welding output (80V), not the high voltage mains input side like inverters do. Even the best inverters suffer with expensive blow ups. By working on the low voltage side our hybrid models do not suffer reliability problems, they are simple to maintain with minimal electronics but you get the welding performance & low power consumption of a good inverter combined with the superior reliability of a transformer based machine & an expected life span of 25+ years which no inverter gets anywhere close to. Furthermore, our technology gives you an extremely smooth output current better than almost any machine on the market today, this means a very stable weld pool & better looking welds! Whilst initial cost price on our OPTeARC models is a little higher than the cheap imports they tend to lower priced than a good EU or USA made inverter. The size & weight of our ETIG models may not be quite as small as a compact inverter, but unless portability is your number one priority our OPTeARC ETIG hybrid machines tick more boxes than any of the other options. These machines are the sensible solution for all industrial welding applications.

For further info on any machine please visit www.technicalarc.co.uk

2/5 YEAR WARRANTY

TIG Torch options
on page 33.

**20 YEAR GUARANTEE OF PARTS
AVAILABILITY, THE BEST LONG
TERM BACK UP IN THE INDUSTRY!**

OPTeARC ETIG AC-DC & ETIG DC – superior performance Industrial TIG

250A – 650A

OPTeARC ETIG range sets new standards for industrial TIG welding!

OPTeARC ETIG machines are British made industrial machines constructed using the very latest Mitsubishi IGBT chopper technology, this combines all the performance advantages of inverter technology with the ruggedness of transformer based machines. It also gives a substantial reduction in size & weight of the machine compared to conventional old school technology. The benefits of our OPTeARC technology are not to be underestimated, ultra-low power consumption, superb arc characteristics with precise instant arc starting & a perfect stable arc across the full range.

The ETIG range are really simple to set up & use, anyone who has TIG welded previously can use these in seconds. Unlike competitors machines there is no programming needed or constant referring back to instruction manuals. In addition we have added some unique functions all aimed at improved welding performance for all materials. For instance on AC the frequency is variable from 25HZ right up to 200HZ & extended AC balance control makes it possible to do so much more with AC welding of aluminium etc. This allows infinite control from 50% balanced output through to 100% negative or 100% positive electrode. Also our new QPulse (high speed pulsing) function can increase welding productivity by up to 35% & therefore reduce your welding costs. OPTeARC technology gives you ultra smooth welding current output, this means a more stable weld pool & better looking welds!

These machines will not fail in dirty or damp workshops like inverters do, they are not affected by fluctuations on input supply they will just keep welding reliably year after year.

These ETIG models are complete with undercarriage for gas bottle & wheels so no expensive trolleys are needed. The benefits of the OPTeARC ETIG machines really do add up, which makes these machines the perfect choice for all manual & automatic welding applications, including general fabrication, aerospace work, petrochemical, offshore, Oil & Gas, precision engineering, motorsport engineering, etc.

Key benefits of the OPTeARC ETIG machines AC-DC & DC.

- Superb welding performance on AC & DC TIG & AC & DC MMA with capability of all electrode types.
- Perfect arc starts & welds every time from min to max power on both TIG & MMA.
- Rugged reliable design unaffected by harsh operating conditions or poor input supply, guaranteed!
- Advanced features to increase welding speed, reduce heat affected zone, increase penetration etc.
- Ultra low power consumption reduces your running costs & helps the environment.
- Ready to accept our EFEED 40 cold wire feeder to increase productivity further.

Standard ETIG machine functions.

- AC DC models have infinitely variable AC frequency from 25HZ to 200HZ.
- AC DC models have extended AC balance control so you can set the cleaning & heat/penetration levels to suit each job.
- AC DC models have AC balance control from 100% - to 100% + electrode gives you so much more control on AC welding.
- Precise current control can be set to within +/-1 amp, digital display shows preset value then exact value when welding.
- Variable up & down slope controls, 0-5 seconds upslope, 0-15 seconds downslope range.
- Pulse function allows normal pulse function 0.5HZ – 200Hz or QPulse (high frequency pulsing up to 2KHZ or 2000PPS)
- Torch trigger latching 4T/2T, (when used on 4T with our OPTeARC ETIG wire feeder the trigger can control wire start/stop)
- Variable gas preflow & gas post flow control, 0-5 seconds preflow, 0-15 seconds postflow range.
- Electronic pulse HF for precise instant arc starts (I.T. friendly so will not affect your phone or PC etc)
- MMA electrode welding with super smooth arc on all electrodes & will also weld cellulose!
- Remote current function allows use of a foot pedal or hand remote or special current control on TIG torch.
- Automatic compensation for varying input power, long extension leads or unstable generators.



All ETIG models come ready to accept our unique EFEED40 TIG wire feeder to give higher productivity & reduce skills needed for manual welding. Also ideal for automatic welding.

NOW WITH 2/5 YEAR WARRANTY

Specifications AC DC & DC models	ETIG250	ETIG300	ETIG350	ETIG400	ETIG500	ETIG650 (DC only)
Standard input volts	400V	400V	400V	400V	400V	400V
Input fuse (D) slow.	16A	16A	16A	16A	25/32A	32/45A
Optional 230V single phase model	✓ (25/32A)	✓ (32A fuse)	✓ (32A/40A)	✓ (45A/63A)		
Amperage range	5-250A	5-300A	10-350A	10-400A	10-500A	20-650A
Duty cycle 40% @	250A	300A	350A	400A	500A	650A
Duty cycle 60% @	200A	245A	285A	325A	410A	530A
Maximum no load volts (OCV)	85V	85V	85V	85V	85V	85V
Minimum generator size (up to ¾ output)	4KVA	5.5KVA	7KVA	8KVA	12KVA	20KVA

*Duty cycles & inputs are quoted at 40°C; at lower temperatures the duty cycle will be higher, on MMA welding it's a little lower & input increases a little.

All models can be supplied as air cooled or with built in water cooling. Water cooled versions have water flow sensing to avoid torch damage

Standard supply for all models: 400V input, 3M mains input lead, 3M work lead, wheels & under carriage with gas bottle holder, torch switch plug, blue panels.

Optional machine functions (to be specified at time of order).

Water cooling with flow switch, Input voltage option 230V up to 400A, other input voltages, built in hot wire output, longer cables etc.

Optional accessories

Footpedal with ultra smooth amps control, TIG torch power adaptor for Dix – 3/8 BSP, TIG torches up to 8M & with current control,

Remote current control unit, EFEED 40 wire feeder for cold or hot wire feeding. Electrode holder leads

Compact ETIG AC DC also available.

Dual voltage 110/230 & 230/400V

220A, 270A & 330A models.

Please contact us for information



20 YEAR GUARANTEE OF PARTS AVAILABILITY. THE BEST LONG TERM BACK UP IN THE INDUSTRY!

For further info on any machine please visit www.technicalarc.co.uk

OPTeCUT Plasma – superior performance industrial plasma cutting machines.

3 phase & single phase ***cutting up to 70mm**

OPTeCUT plasma range sets new standards for plasma cutting machines using compressed air.

These British made industrial machines are constructed using the very latest Mitsubishi IGBT chopper technology, this combines all the performance advantages of inverter technology with the ruggedness of transformer based machines. It also gives a substantial reduction in size & weight of the machine compared to conventional old school technology. The benefits of our OPTeCUT machines are not to be underestimated, we give you ultra-low power consumption, superior cutting performance, rugged reliable build & low running costs. Everything you want from a plasma cutting machine, unbeatable!

Key benefits of the OPTeCUT PLASMA models

- Cut all metallic materials with ease, steel, stainless, aluminium, hardox, copper, brass etc.
- OPTeCUT 65 cuts nearly twice as fast & twice as much as nearest competitor on 230V.
- OPTeCUT 45 on 110V, up to 25mm cutting on 110V, unbeatable!
- OPTeCUT 95 230V - the largest capacity single phase plasma in the world!
- Exceptional cut quality from all models with near perfect narrow straight cuts.
- Copper drag nozzle fitted standard for the best visibility of material & easy template following.
- OPTeBOOST switch, provides up to 1 min of extra cutting power to tackle those extra heavy jobs.
- Up to 6 hours cutting & over 100 starts with one electrode & tip.
- Lower cost consumables compared with other leading competitors & no start cartridge needed.
- None HF start design means safe for use on CNC cutting tables & near IT systems.
- Over 90% efficiency means the lowest power consumption in its class.
- Superb gouging performance removes material faster & easier than most competitors.
- Low fume technology means up to 50% reduction in fumes compared with our competitors.
- New ergonomic torch handle on all models for easy & comfortable use.
- Generator friendly design guarantees no damage even if the generator is unstable!
- Not affected by dirty harsh environments like inverter based machines are.
- Really rugged industrial design for the longest possible life.



2/5 YEAR WARRANTY



OPTeCUT models & specs	OPTeCUT 45C dual	OPTeCUT 65C	OPTeCUT 95	OPTeCUT 125	OPTeCUT 140
Standard input volts	230/400V	230V	400V	400V	400V
Input fuse (D) slow.	16A	32A	16/20A	32A	32A
Optional input volts, please state on order.	110V, 110/230, or 400V	Dual 230/400V or 400V	230V (63A needed)		
OPTeBOOST sever cut max	32mm	40mm	51mm	63mm	70mm
Standard sever cut	24mm	35mm	42mm	55mm	60mm
Max quality cut	18mm	28mm	35mm	42mm	45mm
Max pierce capacity	12mm	16mm	20mm	23mm	25mm
Max cut speed 10mm M steel	880mm/min	1250mm/min	1700mm/min	2200mm/min	3200mm/min
Max cut speed 20mm M steel	210mm/min	470mm/min	700mm/min	1020mm/min	1450mm/min
Max cut speed 30mm M steel	N/A	130mm/min	300mm/min	470mm/min	650mm/min
Gouging capacity removal rate	2.6kg/hr	4.2kg/hr	8.5kg/hr	10.1kg/hr	11.5kg/hr
Duty cycle max output power @	40%	50%	50%	50%	55%
Output power @ 100%	28A	43A	70A	90A	105A
Output amperage range	15-45A	15-65A	20-95A	20-125A	20-140A
Air pressure & flow requirements	4.5 bar 100L/min	4.5 bar 100L/min	5 bar 150L/min	5 bar 180L/min	5.5 bar 190L/min
Min generator size for up to ¾ output	4.5KVA	7KVA	10KVA	14KVA	18KVA
Plasma torch fitted	S65 6M	S65 6M	Z torch 6M	Z torch 6M	Z torch 6M

Approx case size
(excluding external hardware)
45C & 65C 260mm x 420mm x 520mm L

95, 125 & 140 310mm x 530mm x 650mm L

Updated S 65 torch with new trigger & ergo handle.
Superb cutting performance & low cost parts;
Fitted to 45C & 65C models. See page 37



Z torch with air flux system for the very highest performance machines; Fitted to OPTeCUT 95, 125 & 140. See page 44



Cutting capacity & speed is quoted on mild steel, other metals will give slightly different results depending on type & grade. Cut speeds quoted are maximum levels achieved in our test department, to achieve the best quality results we would recommend reducing the speed by around 20-30%. Different materials also give different performance, as a guide, aluminium tends to offer similar or better performance than steel, stainless will normally result in 10-20% reduction in cut speed, hardox steels are around 10% lower. Pierce capacity is with torch angled to start or with auto height control on CNC machines.

OPTeBOOST is only available on hand cutting models, function is lost on CNC models. Min generator size is for up to ¾ output, increase KVA by around 30% to achieve full power.

Standard supply for all models: 3M mains input lead, 3M work lead, 6M hand torch fitted, air filter & regulator fitted, casters/wheels under chassis, torch consumable starter kit, blue panels.

Optional machine functions & features (to be specified at time of order).

Different input voltage or dual volt input, quick connector (euro) fitted for easier torch removal, different length torches, 12M, 15M etc, machine torch (straight) for CNC cutting table or robot, CNC/robot interface connector, feet fitted under chassis instead of casters, larger wheels & handle fitted for rough construction sites, thermal heating function, longer cables, etc.

Accessories

Circle cutting kit, cutting & gouging consumables, spare torches.

20 YEAR GUARANTEE OF PARTS AVAILABILITY. THE BEST LONG TERM BACK UP IN THE INDUSTRY!

For further info on any machine please visit www.technicalarc.co.uk or contact our sales dept.

+44 (0)1904 410041

Technical ARC Ltd, Outgang Lane, Osbaldwick, York, UK. YO19 5UP
F: +44 (0)1904 414973 E: sales@technicalarc.co.uk or service@technicalarc.co.uk

ASAW1000 CC/CV 1000A power source for industrial welding applications

This is a robust digitally controlled Inverter based welding power source. Designed primarily for SUB ARC welding it is also ideal for arc air gouging, MMA welding, metal spraying and other applications which require very high current and very high duty cycle. The ASAW1000 utilises soft switch IGBT technology and has a high power factor making it very energy efficient. Compared to conventional transformer type power sources the power consumption can be typically around half, therefore the long term running costs are considerably reduced. If replacing an older transformer based machine this machine can pay for itself in less than 12 months due to reduced power consumption. The ASAW1000 uses Semikron IGBTs & other high quality parts to give proven long term reliability & we offer a two year warranty with all common spares carried in stock for the best long term back up.

The ASAW1000 was specified for work on the M.O.D. aircraft carrier project with 12 units sold for this project.

Main features & functions

- Excellent submerged arc welding performance on all materials.
- Unbeatable efficiency for lowest operating costs (will run on a 32A supply for many applications).
- Precise digital technology allows pre-setting of all parameters prior to welding & parameters can be saved for future use.
- Very high duty cycle (100% @ 1000A).
- Perfect bounce free starts to every weld regardless of wire size.
- Auto retract for perfect finishes to every weld.
- Rugged Semikron inverter technology means the best reliability.
- Automatically compensates for supply fluctuations & cable losses etc.
- Variable inductance & arc force to achieve the perfect welding condition.
- Power source is also ideal for heavy duty gouging, MMA welding & metal spraying etc.
- SUB ARC head & digital controller can be column & boom mounted or on our tractor.
- Substantial 4 roll wire system with wire straightener and powerful motor to feed up to 6mm wire perfectly.
- X/Y slides fitted on the full SUB ARC package for easy positioning of the welding head.
- Flux hopper with mechanical valve is fitted to welding head.

Semikron IGBTs
inside



ASAW1000 SUB ARC tractor

This robust tractor is for use with the above power source, controller and welding head. The tractor is fitted with strong running gear & with a clutch to mechanically engage/disengage drive. Full X-Y positioning & angle adjustment of the welding head is standard.

ASAW1000 digital control box

Used to control all SUB ARC functions including start & stop, amps, volts & tractor speed. All parameters can be set & displayed prior to actually welding & up to 10 user programs can be saved. Wire inching forward & reverse & tractor direction are also standard functions. The control box can be mounted onto the tractor as shown in the picture or on a column & boom etc.

Technical Specifications

ASAW1000 power source		ASAW1000 head & Tractor	
Current range	60 – 1000A DC CC/CV	Travel speed (tractor)	15-120 cm/min
Max output	44V@1000A@40°	Wire size	1.6mm-5.0mm
Max open circuit volts	67V	Wire speed range	0.3-7M/min
Duty cycle	1000A @ 100%	Lateral adjustment range	70mm
Mains input voltage	400 V 3 phase 50HZ	Height adjustment range	100mm
Power factor	0.90	Head angle position	+/-45 degrees
Mains input fuse	63A	Wire drive motor	Powerful DC shunt wound.
Approx weight	80kg	Wire drive system	4 roll + wire straightener device.
Approx size	800mm h X 800mm l X 360mm w		



We also offer hire of ASAW1000 submerged arc and gouging machines

Oxford Welders – 50+ models, distributors still required in some areas

www.oxfordwelders.co.uk



For further info on any machine please visit www.technicalarc.co.uk or contact our sales dept.

+44 (0)1904 410041

Technical ARC Ltd, Outgang Lane, Osbaldwick, York, UK. YO19 5UP
F: +44 (0)1904 414973 E: sales@technicalarc.co.uk or service@technicalarc.co.uk

Calibration & Test equipment

LOAD BANKS AC DC for testing machines, 400A-1600A – ultra portable.

Built using our unique aluminum design with 'stack effect' cooling means the total weight is as low as 8kgs making them truly 'Engineer friendly'. Even the Loadbank 1000 is easy to transport at only 23kg. Because no electronics are fitted in these they can withstand more abuse & long periods at high power which makes these the preferred choice for load testing machines for faults etc. The 400A has 4 heavy duty push switches, 5 for the 600A, & 8 for the 800 & 1000A. The value of each setting is selected to give good coverage of the load range of MIG, TIG & MMA power sources. Any combination of switches can be selected & when all are on the maximum amperage rating is achieved. The 1600A version is two 800A models mechanically & electrically connected to form one unit.

When used with a precise & accurate calibrated meter these can also be used for validation/calibration, although our Calibrator models below are preferred as they include a fine control switch & precise digital meters to give compliance with BS EN standards & ISO standards etc.

Load banks 400, 500 & 600 are fitted with feet under, castors are fitted under the 800A, 1000A & 1600A.



Load bank model	Part number	Current rating & duty cycle	Load switches	Weight	Size
400A	CAL400iLB	400A@50%, 220A@100%	4, 30A, 60A, 120A, 180A	8kg	430mm x 320mm x 250mm
500A	CAL500iLB	500A@60%, 300A@100%	5, 30A, 60A, 90A, 130A, 180A	10kg	500mm x 260mm x 400mm
600A	CAL600iLB	600A@60%, 400A@100%	5, 35A, 70A, 90A, 140A, 245A	11kg	500mm x 260mm x 400mm
800A	CAL800iLB	800A@60%, 550A@100%	8, 20A, 35A, 50A, 70A, 105A, 140A, 170A, 200A	19kg	590mm x 310mm x 675mm
1000A	CAL1000iLB	1000A@60%, 700A@100%	8, 20A, 45A, 70A, 100A, 130A, 165A, 205A, 245A	22kg	590mm x 310mm x 675mm
1600A	CAL1600iLB	1600A@60%, 1100A@100%	16 (as 800A but 2 of each switch)	40kg	590mm x 620mm x 675mm

CALIBRATOR 500i, 600i, 800i, 1000i & 1600i, AC-DC – ultra portable.

The ultimate engineers tool for on site calibration / validation of welding machines to BS EN 50504, ISO standards etc

Our flagship Calibrator models have become the industry standard product in the UK & Europe for validation/calibration with over 300 units sold to date. Suitable for every type of arc welding machine, MIG/MAG, TIG, MMA, PLASMA welding, SUB ARC (FCAW, MCAW, SAW, GTAW) etc. Our Calibrators models are much more portable than anything else on the market, the 500i & 600i can be carried around on one hand. No external power supply is needed, they are self powered with a small internal battery which automatically recharges from the welding power source during calibration/validation. The unique design of these allows the engineer to validate machines up to 3 times as fast as any other method, particularly beneficial for on site work. They can even be connected to TIG machines with the HF running.

All Calibrator models are fitted with our high accuracy digital meters to allow compliance with BS EN 50504, BS EN1090, ISO & other quality related standards around the world.

Calibrator 800i, 1000i & 1600i AC DC are high capacity models suitable for all machines including SUB ARC & gouging equipment.

Really user friendly engineers tool with everything necessary for validation of MIG, TIG, MMA, etc to the latest European standards, allowing customers to meet ISO9000 & other quality systems.

Calibrators 500i & 600i are fitted with feet under. Calibrator 800i, 1000i & 1600i have castors under chassis.



Calibrator model	Part number	Current rating	Load switches	Weight	Size
500A	CAL500i	500A, 600A peak 10 sec	5, 30A, 60A, 90A, 130A, 180A	11kg	500mm x 260mm x 400mm
600A	CAL600i	600A, 650A peak 10 sec	5, 35A, 70A, 90A, 140A, 245A	12kg	500mm x 260mm x 400mm
800A	CAL800i	800A, 850A peak 10 sec	8, 20A, 35A, 50A, 70A, 105A, 140A, 170A, 200A	20kg	590mm x 310mm x 675mm
1000A	CAL1000i	1000A, 1100A peak 10 sec	8, 20A, 45A, 70A, 100A, 130A, 165A, 205A, 245A	23kg	590mm x 310mm x 675mm
1600A	CAL1600i	1600A, 1700A peak 10 sec	16 (as 800A but 2 of each switch)	42kg	590mm x 620mm x 675mm

Standard supply – all models

Welding cable connection leads, calibration certificate traceable to National Standards, with ultimate traceability to a UKAS accredited lab, instruction manual & parts list in English. Free of charge technical phone & email support & assistance for product life. Training up to 3 hours in our facility on use Calibrator to BS EN50508;2008 (alternative training at customers site or remotely is also available).

BS EN 50504;2008 Validation training provided with each machine purchased.

Calibrator additional info – all models

Voltage range 0-99.9V (120V peak)
Fine tuning circuit max 20A load.
Display, LED with true RMS readings.
Accuracy +/-0.5% + 1 digit,
Duty cycle – all settings 50%.

TACO meter for validating WFS see page 20

An important note on Validation / Calibration

BS EN50504 replaced BS EN 7570 in 2008, if you are still using a multi-meter or clamp on ammeter its unlikely you comply with the current standards.

We strongly recommend use of one of our Calibrators to comply with BS EN50504, free of charge training is included with any Calibrator model.

Calibration & Test equipment

TACHOMETER

Part number **TACO11**

or with cal cert **TACO12**

This hand held tachometer is the ideal instrument for validating / calibrating wire feed speed on welding equipment. The wire feed speed can be measured in m/min using the contact test wheel directly on the wire or on the rollers. You can also use the contact ring to measure the RPM of the wire feed motor or to measure the RPM of welder generators. In addition non contact 'photo' speed can be measured.

TACO technical info:

Surface speed: 0.05 to 1999.9 m/min or 0.2 to 6560 ft/min,
Contact Taco: 5 to 19,999 RPM
Photo Tacho: 5 to 99,999 RPM
Accuracy: +/-0.5% + 1 digit,
Display: 5 digits, 10mm LCD,



AC/DC CLAMP METER

Part number **CAL1001**

or with cal cert **CAL1002**

High quality clamp meter, ideal for general measurements of current & voltage on welding & cutting machines. If you want to validate or calibrate machines to the current BS EN standard then more accurate test equipment is needed; see our Calibrators on the previous page.

Clamp meter info:

Measurement range Amps, 0-1000A AC & DC
Measurement range Volts, 0-600V AC & DC
Resistance + continuity tests.



CALIBOX (Supplied with calibration certificate)

Calibox units are separate digital display boxes which sits on top or next to a welding machine to give accurate readout of welding parameters & give the operator a validated machine to comply with EN1090 & other quality standards. There are 4 standard versions of the Calibox. The DC6000idc is for MIG & MMA & runs off the welding volts (max. 100VDC); this does not need any external supply. The DC 600 & AC DC 600 require an external voltage supply either 110v or 230v (easily changed internally). All Calibox's have a large bright, easy to read LED display and with no moving parts are not susceptible to vibration and grinding dust, etc.

Other versions of this box are available including 1000A models, amps or volts only, speed of wire feed or travel speed etc

Calibox info:


Basic accuracy +/-2.5% F.S.D.

Approx. size 190mm x 190mm x 120mm high.

Calibox 6000i doesn't require a supply; the other models require either 110V or 230V

Duty cycle of all units: 600A @ 60%

TYPE	VOLTAGE	AMPERAGE	PART No.
CALIBOX DC6000i	12 – 99.9V DC	0 – 600A DC	CAL6000IDC
CALIBOX DC600	0 – 99.9V DC	0 – 600A DC	CAL600DC
CALIBOX AC/DC600	NO VOLTS	0 – 600A AC/DC	CAL600ACDCA
CALIBOX AC/DC600	0 – 99.9V AC/DC	0 – 600A AC/DC	CAL600ACDCAV



Simple connection, just add in series with machines earth lead & connect fly lead to opposite polarity.

CALIMIG / CALIARC (Supplied with calibration certificate)

CALIMIG & CALIARC units are compact digital display boxes which can be fixed onto the front panel of most machines, providing an accurate readout of welding parameters & giving the operator a validated machine to comply with EN1090 etc. All units have a large bright, single LED display with no moving parts so are not susceptible to vibration and grinding dust. A switch is fitted to toggle between A/V or AC/DC. The CALIMIG is for MIG machines & is powered by the welding volts from the machine (max. 70VDC), this does not need any external supply. CALIARC DC & AC DC are for MMA and TIG machines. These models are supplied with a small power supply which accepts any voltage from 110-230v. Fixing holes allow easy mounting to a welding machine front panel.

Other versions of this box are available including, amps or volts only, speed of wire feed or travel speed

CALIMIG / CALIARC info:

Basic accuracy +/-2.5% F.S.D.

Approx. size 98mm width x 63mm depth x 140mm high.

CALIMIG doesn't require a supply; the other models require either 110V or 230V

Duty cycle of all 3 units: 500A @ 45%, 400A @ 60%

TYPE	VOLTAGE	AMPERAGE	PART No.
CALIMIG	12 – 70V DC	0 – 500A DC	CALIMIG
CALIARC DC	0 – 99.9V DC	0 – 500A DC	CALIARDC
CALIARC AC/DC	NO VOLTS	0 – 500A AC/DC	CALIARACDC



Simple connection, just add in series with machines earth lead & connect fly lead to opposite polarity.

PARALLEL CALIBOX (Supplied with calibration certificate)

These Parallel boxes are designed to connect two DC power source outputs together for high current applications, the combined output parameters (amps & volts) are displayed on the digital LED readouts. Designed mainly for MMA & arc air gouging but could also be used for other welding applications. 4 panel plugs are fitted for connecting to the power source outputs & two panel sockets on the front are used for connecting the welding earth & electrode lead. No auxiliary supply is needed. This can be used as a portable unit or mounted using the fixing holes on the base or rear.

Max OCV of power source is 100V DC. The amperage rating specified is the total output of both power sources.

Parallel calibox info:

Basic accuracy +/-2.5% F.S.D.

TYPE	VOLTAGE	AMPERAGE	PART No.
PARALLEL CALIBOX 400A	12 – 99.9V DC	0 – 400A DC	PCAL400IDC
PARALLEL CALIBOX 600A	12 – 99.9V DC	0 – 600A DC	PCAL600IDC
PARALLEL CALIBOX 1000A	12 – 99.9V DC	0 – 1000A DC	PCAL1000IDC



Re-calibration service available for any of this equipment. See page 69

+44 (0)1904 410041

Technical ARC Ltd, Outgang Lane, Osbaldwick, York, UK. YO19 5UP
F: +44 (0)1904 414973 E: sales@technicalarc.co.uk or service@technicalarc.co.uk


FOOTPEDALS

We have been manufacturing foot pedals for over 20 years. Our range of pedal's have been used by major manufacturers & are renowned for their smooth operation & excellent durability. Due to a unique design we achieve super smooth precision control from minimum to maximum current with no lumpy feeling. With a strong steel enclosure & our super smooth control we have the best overall foot pedal in the industry.

Foot pedals are now available in any potentiometer value
Some of the pedals below come with a range pot fitted, if you require this anyway please ask when ordering. All pedals are fitted with a 4M cable standard, longer cables are £1.00/M extra.

Approx size all models 280mm Lx 140mm W x 150mm H, weight 2.2kg

Patent pending on our unique footpedal design



MACHINE

PART No.

STANDARD FOOTPEDAL WITHOUT PLUG SINGLE CABLE	Now available in any potentiometer value	FS0001
STANDARD FOOTPEDAL WITHOUT PLUG DUAL CABLE	Now available in any potentiometer value	FS0002
BOC TRANSTIG ETC. FOOTPEDAL C/W 6 PIN AMPHENOL (3 LARGE + 3 SMALL PINS)		FSBOC1602
BUTTERS AUTO TIG 160 / 250 / ULTRAWAVE FOOTPEDAL C/W 7 PIN CABLE PLUG		FSBU170
BUTTERS AMT AC/DC 160 / 200 / 315 FOOTPEDAL C/W 2 AND 3 PIN PLUG		FSBU223
CEA TOP 165/166 ETC. FOOTPEDAL C/W 5 PIN AMPHENOL + 3 PIN TRIGGER PLUG		FSCE150
CEA MATRIX FOOTPEDAL C/W 6 PIN AMPHENOL		FSCE160
CEBORA 182/16P/ TIGSTAR MACHINES ETC. FOOTPEDAL C/W TWO 5 PIN PLUGS		FSC2501
CEBORA 193 POWER TIG / TIG SOUND MACHINES FOOTPEDAL C/W ONE 10 PIN PLUG		FSC1100
CEBORA TIGSTAR 160 – 250 FOOTPEDAL C/W 3 PIN AND 5 PIN PLUG (FIMER)		FSC3501
CEM TX150 DC / AC/DC ETC FOOTPEDAL C/W 7 PIN PLUG		FSCEM01
CEM FOOTPEDAL C/W 10 PIN AMPHENOL		FSCEM02
CITOARC /AIRLIQUIDE FOOTPEDAL C/W 10 PIN AMPHENOL		CISOE1001
CITOARC / OERLIKON / FRO TAC203, TAC250, TAC253P FOOTPEDAL C/W 10 PIN AMPHENOL + 3 PIN JACK PLUG		FSOE11001
CITOARC / OERLIKON TAC206, 254, 324, T3100P FOOTPEDAL C/W 7 PIN PLUG		FSOE1701
CITOARC / OERLIKON TDC355 / MST355 FOOTPEDAL C/W 7 PIN PLUG		FSOE1702
CITOARC / OERLIKON TDC200 FOOTPEDAL C/W SMALL 5 PIN PLUG		FSOE1501
CITOARC / OERLIKON TAC355 / TAC355P (WEMI) FOOTPEDAL C/W 14 PIN AMPHENOL PLUG		FSOE1140
CITOARC / OERLIKON T2000 / T2500P / T2800P FOOTPEDAL C/W 5 PIN PLUG		FSOE1502
CITOTIG 200 AC DC (Kemppi made machine c/w 10 pin Amphenol & 5 pin Tuechel plug (FP2 pedal)		FSOE11005
COMMERCY CYTIG FOOTPEDAL C/W 7 PIN PLUG		FSFY1701
ELECTROSTA ELECTROTIG 200 DC FOOTPEDAL C/W 6 PIN AND 2 PIN PLUGS		FSETA262
ELAND / BRITWELD AC/DC 150S FOOTPEDAL C/W 2 x 4 PIN PLUGS (C16)		FSEL2401
ESAB DTB275 / 375 +TRANSTIG 275S + 375S ETC FOOTPEDAL C/W 12 PIN BURNDY PLUG (FC003)		FSE11202
ESAB / MUREX FS002 FOOTPEDAL REPLACEMENT C/W 12 PIN BURNDY PLUG. (DTF180, DC200i, AC/DC 200S) ARISTOTIG		FSE11201
ESAB HELIARC 252 / 352 / 201i / 203i / 353i ETC (FC-5B) FOOTPEDAL C/W SPECIAL 14 PIN AMPHENOL		FSE11401
ESAB / MUREX TRANSTIG 255 ETC. FOOTPEDAL C/W 6 PIN AMPHENOL (3 LARGE + 3 SMALL PINS)		FSE1602
ESS 22 AC DC c/w 14 PIN AMPHENOL		FSESS14
ESS FOOTPEDAL c/w 17 PIN PLUG		FSESS17
EUTECTIC FOOTPEDAL C/W 10 PIN AMPHENOL (VERSION 1: TRIGGER ON PINS A + D)		FSEU1001
EUTECTIC FOOTPEDAL C/W 10 PIN AMPHENOL (VERSION 2: TRIGGER ON PINS B+ D)		FSEU1002
EWM DC / AC - DC TIG INVERTERS FR21 FOOTPEDAL C/W 14 PIN PLUG (also Messer)		FSME1121
EWM INVERTERS RTF1 FOOTPEDAL C/W 19 PIN PLUG (also Messer)		FSME1119
FRONIUS FOOTPEDAL C/W 10 PIN AMPHENOL (VERSION 1: TRIGGER ON PINS A + D)		FSFR1001
FRONIUS FOOTPEDAL C/W 10 PIN AMPHENOL (VERSION 2: TRIGGER ON PINS B+ D)		FSFR1002
FRONIUS FOOTPEDAL C/W 10 PIN PLUG (Micro processor controlled with PCB fitted) (TR2200 EQUIV)		FSFR1003
GREEN 3K / INVERTER FUSION INVERTERS FOOTPEDAL C/W 7 PIN PLASTIC PLUG		FSGR1107
GYS PEDAL c/w 7 PIN AMPHENOL		FSGY1107
HITECH / FIMER AC/DC 350 ETC. FOOTPEDAL C/W 7 PIN AMPHENOL		FSHT1107
HITACHI GP2 – 300 FOOTPEDAL C/W 14 PIN PLASTIC PLUG		FSHI1401
HITACHI GP2 – 300 FOOTPEDAL C/W 11 PIN AMPHENOL PLUG		FSHI1102
HITACHI FOOTPEDAL C/W 5 PIN TUCHEL PLUG		FSHI1503
HOBERT TIGWAVE, TIGWELD, TR250HF ETC. FOOTPEDAL C/W SPECIAL 10 PIN AMPHENOL.		FSH1101
HOBERT BETAWAVE 320 ETC. FOOTPEDAL C/W 6 PIN AMPHENOL		FSH1601
JASIC (ANALOGUE MACHINES) FOOTPEDAL C/W 2 + 3 PIN PLUG		FSJ0203
JASIC (DIGITAL MACHINES) FOOTPEDAL C/W 5 PIN PLUG		FSJ0501
JASIC pedal with 2 pin & 5 pin plugs		FSJ0205
KEMPPi DC TIGS (C100F TYPE) MASTERTIG RANGE ETC. FOOTPEDAL C/W 4 PIN AND 10 PIN AMPHENOL PLUGS		FSK2410
KEMPPi R11F EQUIVALENT FOOTPEDAL C/W 7 PIN PLUG		FSK0701
KEMPPi PROTIG 410 c/w 7 PIN & 3 PIN AMPHENOL		FSK0703
LINCOLN SQUAREWAVE 255 / 355 TIG, INVERTEC V160, 240 ETC. FOOTPEDAL C/W 6 PIN AMPHENOL		FSL1601
LINCOLN INVERTEC 400i ETC. (EWS MADE M/C) FOOTPEDAL C/W 5 PIN PLUG		FSL1501
LINCOLN INVERTEC 180i ETC. (EWS SCW200T FRONT PCB) FOOTPEDAL C/W 5 PIN PLUG		FSL1511
LORCH FOOTPEDAL C/W 14 PIN PLUG		FSL1401
LTEC / UNION CARBIDE DC200 / DC400 FOOTPEDAL C/W 5 PIN PLUG		FSLT1501
LTEC HELIARC 250HF / 306 AC/DC TIG FOOTPEDAL C/W 2 x 3 PIN PLUGS		FSM2203
MARSHAL DYNABOLT FOOTPEDAL C/W 2 AND 3 PIN HUBBELL PLUGS		FSMD1213
MERKLE TIGS FOOTPEDAL C/W 10 PIN AMPHENOL		FSMR1001
MESSER – see EWM above		
MIGATRONIC MTE, LTE,COMMANDER, NAVIGATOR, ETC. FSF REPLACEMENT C/W 8 PIN AMPHENOL + 6 PIN SQUARE PLUG		FSMT1816
MIGATRONIC PILOT RANGE OF TIGS, PI TIG FOOTPEDAL C/W 7 PIN PLASTIC PLUG (C16)		FSMT1701
MIGATRONIC PILOT RANGE OF TIG FOOTPEDAL C/W 8 PIN AMPHENOL ON BACK OF MACHINE		FSMT0801
MIGATRONIC PILOT 200 AC/DC TIG (ELECTROSTA MACHINE) C/W 7PIN PLUG & 8 PIN AMPHENOL (ON BACK PANEL)		FSMT0802
MIGATRONIC HFP201 ETC. (EWS MADE) FOOTPEDAL C/W 5 PIN SMALL PLUG		FSMT1501
MIGATRONIC MDU 300 / 400 FOOTPEDAL C/ W 8 PIN AMPHENOL AND 6 PIN SQUARE HARTING PLUG		FSMT2816
MIGATRONIC WELDI RANGE 211, 281W, 351W ETC C/W 3 PIN PLUG		FSMT1301
MILLER SYNCROWAVES, MAXSTAR, XMT, ETC FOOTPEDAL C/W 14 PIN AMPHENOL.		FSM1141
MILLER DIALARC HFE (NOT HF) / SYNCROWAVE ETC. FOOTPEDAL C/ W 5 PIN AMPHENOL		FSM1501
MILLER DIALARC HF (MAG AMP TYPE) FOOTPEDAL C/W 2 AND 3 PIN HUBBELL PLUGS		FSM1213
MILLER MAXSTAR c/w 6 pin small MILLER plug		FSM1106
MUREX AC/DC 200 SQUAREWAVE FOOTPEDAL C/W 2 PIN AND 3 PIN PLUG		FSMU0203
MUREX AC/DC 250 (FS003 TYPE) FOOTPEDAL C/ W 10 PIN AMPHENOL (AMERICAN MADE MACHINE)		FSMU1001
MUREX TRADESTIG 252 / 352 / 201i / 203i / 353i ETC (FC-5B) FOOTPEDAL C/W SPECIAL 14 PIN AMPHENOL		FSE11401
MUREX TRANSTIG 275S + 375S ETC FOOTPEDAL C/W 12 PIN BURNDY PLUG (FC003)		FSE11202
MULTI TIG FOOTPEDAL C/W 3 PIN PLUG		FSMT1301
NEWARC RT2000 ETC. FOOTPEDAL C/W 3 PIN DIN AND 7 PIN PLASTIC PLUG		FSN1317
NEXUS NXT200DC / AC/DC FOOTPEDAL C/W 7 PIN PLUG		FSNX01
NORWELD 182 / 131 TIG FOOTPEDAL C/W 4 PIN AND 5 PIN PLUG		FSN2450
OTC ACUTIG		FSOTC

Add required potentiometer resistance value to end of part number

Improved design for all models means unbeatable super smooth operation. Do not accept anything less



Made in Britain

Foot pedals continued on page 22

FOOTPEDALS - continued

OXFORD TIGMAKER DC, AC/DC TIG FOOTPEDAL C/W 4 PIN PLUG	F5OX0401
PARWELD FOOTPEDAL C/W 5 PIN PLUG	F5PW0501
PARWELD FOOTPEDAL C/W 14 PIN PLUG	F5PW1401
PARWELD FOOTPEDAL c/w 2 way & 3 way cable socket	F5PW1213
PORTAMIG (OLDER MACHINES), FOOTPEDAL C/W 2 PIN & 5 PIN AMPHENOL	F5P1512
PORTAMIG (OLDER MACHINES), FOOTPEDAL C/W 5 PIN AMPHENOL	F5P1501
PORTAMIG (NEWER MACHINES) FOOTPEDAL C/W 5 PIN PLUG	F5P1502
POWCON FOOTPEDAL C/W 14 PIN PLASTIC PLUG	F5PC1401
POWCON FOOTPEDAL C/W 14 PIN AMPHENOL PLUG	F5PC1402
REHM - PEDAL c/w C16-1 7 pin plug	F5RE1107
RTEC c/w 7 pin plug (2014 onwards)	F5RT1107
RTEC c/w 7 pin socket (pre 2014)	F5RT1107S
SAF NERTABLOCK 260 ETC. FOOTPEDAL C/W 10 PIN AMPHENOL + 3 PIN JACK PLUG	F5SA11001
SAF TIGMATE 400 ETC. FOOTPEDAL C/W 10 PIN AMPHENOL	F5SA1101
SAF PRESTOTIG 200 / 300 FOOTPEDAL C/W 10 PIN AMPHENOL	F5SA1101
SAF PRESTOTIG DC 250 FOOTPEDAL C/W 10 PIN AMPHENOL	F5SA1102
SAF SAXOTECH 1700DC FOOTPEDAL C/W 10 PIN AMPHENOL AND 2 X 4mm PLUGS	F5SA2104
SELCO GENESIS RANGE FOOTPEDAL C/W 7 PIN AMPHENOL	F5SG1701
SIP AC DC 160 etc 3 pin & 5 pin XLR socket	F5SIP1315
SIP with 2 pin & 4 pin C16 plug	F5SIP1214
SIP with 2 PIN & 3 PIN plug	F5SIP1213
STEL FOOTPEDAL C/W 5 PIN TUECHEL PLUG	F5STL1501
STEL up203H-353H AC DC c/w 10 PIN AMPHENOL	F5STL1100
STEL DP171H TIG c/w 7 PIN PLUG	F5STL1701
STERLING AC/DC TIGS (AA WELDING) FOOTPEDAL C/W 5 PIN XLR PLUG	F5AA150
SUREWELD / CEA TIGTRONIC 235 / 305 ETC. FOOTPEDAL C/W 2 X 4 PIN HARTING PLUGS	F5S2401
SUREWELD 250 AC/DC FOOTPEDAL C/W 8 PIN RECTANGULAR PLUG	F5S1801
TELWYN / SEALEY / OERLIKON T1700 AC-DC TIGS FOOTPEDAL C/W 14 PIN PLASTIC PLUG	F5T1401
THERMAL ARC FOOTPEDAL FOR LM300, GTS MODELS, ETC. FOOTPEDAL C/W 8 PIN PLASTIC CABLE PLUG	F5T1801
THERMAL ARC 150SE, 180 AC/DC FOOTPEDAL C/W 5 PIN PLUG	F5T1502
THERMAL ARC FOOTPEDAL C/W 14 PIN AMPHENOL PLUG	F5T1403
THERMAL ARC AC/DC 300 / 200 (ELECTROSA MADE MACHINE) 6 PIN AND 2 PIN PLUG	F5SETA262
THERMAL ARC 400TE c/w 12 PIN BURNDY PLUG	F5T1120
TECARC DC, AC/DC TIG / TIGSTART 300 FOOTPEDAL C/W 5 PIN PLUG	F5TEC1501
TECARC 206i / 216i / 256T / 276T AC/DC TIG FOOTPEDAL C/W 2 X 5 PIN PLUGS	F5TEC2502
TECARC ATIG RANGE OF DC AND AC/DC TIGS, FOOTPEDAL C/W 10 PIN AMPHENOL PLUG	F5TEC1103
TECARC ETIG RANGE OF DC AND AC/DC TIGS, FOOTPEDAL C/W 4 PIN PLASTIC PLUG	F5TEC0401
WECO FOOTPEDAL C/W 6 PIN AMPHENOL CONNECTOR	F5WECO1



Need a different foot pedal? Contact our sales dept.

Spare parts for Technical Arc foot pedals

REMOTE AMPERAGE PENDANT

A robust hand pendant for controlling the output power of almost any welding machine with a remote facility. Fitted with knock protection for knob/pot. Other functions for controlling a machine can be added, for instance; a stop / start switch, pulse timer controls, etc.

MACHINE	details	5M part no.£	10M part no £	20M part No £
STANDARD REMOTE	NO CONNECTOR FITTED	REM05.....	REM10.....	REM20.....
ARCGEN WELDER GENERATORS	300SD with 3 pin plug	REMAR05	REMAR10	REMAR20
ARCGEN WELDER GENERATORS	330SD with 4 pin plastic plug	REMAR05	REMAR10	REMAR20
ARCGEN WELDER GENERATORS	300AVC with 3 pin plastic bulgin	REMAR05	REMAR10	REMAR20
ESAB LHF250 / 400 etc.	3 PIN AMPHENOL	REMESA05	REMESA10	REMESA20
ESAB ARISTOTIG AC/DC 250 etc.	12 PIN BURNDY	REMESA05B	REMESA10B	REMESA20B
EWM MACHINES	19 PIN PLUG	REMEWM05	REMEWM10	REMEWM20
GENSET MPM 300 / 400	3 PIN AMPHENOL	REMG05	REMG10	REMG20
HITACHI TIGS	VARIOUS	REMHIT		
KEMPPi	10 PIN AMPHENOL	REMKEM05	REMKEM10	REMKEM20
KEMPPi R10	7 PIN AMPHENOL	REMKEM705	REMKEM705	REMKEM720
LINCOLN	14 PIN AMPHENOL	REMLIN05	REMLIN10	REMLIN20
LINCOLN	6 PIN AMPHENOL	REMLIN605	REMLIN610	REMLIN620
MIGATRONIC	8 PIN AMPHENOL	REMMIG05	REMMIG10	REMMIG20
MILLER MACHINES	14 PIN AMPHENOL	REMMIL05	REMMIL10	REMMIL20
MOSA WELDER GENERATORS	7 PIN PLASTIC PLUG (C16-1)	REMMOS05	REMMOS10	REMMOS20
MOSA WELDER GENERATORS	10 PIN AMPHENOL	REMMOS105	REMMOS110	REMMOS120
MUREX 201i / 203i / 303i (amps & arc force)	5 PIN TUCHEL	REMMUR05	REMMUR10	REMMUR20
NEWARC RT2000 / R3000 / R4500MP	7 PIN PLASTIC PLUG (C16-1)	REMNW05	REMNW10	REMNW20
OERLIKON T400E HF UNIT/ MULTI 506	14 PIN AMPHENOL	REMOER05	REMOER10	REMOER20
OTC REMOTE PENDANT	4 pin + 2 pin connectors	REMOTC05	REMSAF10	REMSAF20
SAF	10 PIN AMPHENOL	REMSAF05	REMSAF10	REMSAF20
TECARC	5 PIN XLR	REMTEC05	REMTEC10	REMTEC20
TECARC ARC 400/630, ATIG etc	10 PIN AMPHENOL	REMATIG05	REMATIG10	REMATIG20
TECARC ETIG	4 PIN PLUG	REMETIG05	REMETIG10	REMETIG20
THERMAL ARC	14 PIN AMPHENOL	REMTHE05	REMTHE10	REMTHE20
THERMAL ARC	8 PIN PLUG	REMTHE805	REMTHE810	REMTHE820

ARCGEN plugs vary please state plug & model at time of order.



Need a longer cable or anything different give us a call?

Remotes are normally made with PVC cable, however 85 degree rubber cable or SY steel armoured cable can be fitted for extra cost. Please specify at time of order if required. Other remotes & extra functions are available on request

+44 (0)1904 410041

Technical ARC Ltd, Outgang Lane, Osbaldwick, York, UK. YO19 5UP
F: +44 (0)1904 414973 E: sales@technicalarc.co.uk or service@technicalarc.co.uk

TIG HF BOXES

TIGSTART 180i HF

The TIG – START 180i HF is a light duty TIG box which runs off the arc voltage of any DC constant current power source including MMA, inverter, and engine driven machines. No additional power supply is needed. It completely transforms scratch start TIG to provide basic TIG welding functions for any of the above type of machines. No more gas valve torches, wasted gas, contaminated tungsten's etc.

Features & specs

- Adjustable gas post flow
- HF arc ignition.
- Input voltage: 45 – 110VDC
- Welding range: 5 – 180 amps
- Duty cycle: 180A @ 35%



Ideal for upgrading from scratch start TIG

TIGSTART 180i HF



TIGSTART 190 AC DC

The TIG – START 180i HF is a light duty TIG box which connects to any AC or DC constant current power source including MMA, inverter, and engine driven machines. A 230V power supply is needed. It completely transforms scratch start TIG to provide basic TIG welding functions, & when used with an AC power source welds aluminum superbly.

Features & specs

- Adjustable gas post flow
- HF arc ignition
- Input voltage: 45 – 110V AC or DC
- Welding range: 5 – 190 amps
- Duty cycle: 190A @ 30%
- Power supply 230V 50VA

Approx size 180 x 220 x 160mm



TIGSTART 190 AC DC



TIGSTART 300 AC DC

The TIG START 300 AC / DC is a universal TIG box which will connect onto any constant current AC or DC Stick welding power source, giving you excellent TIG welding performance at low cost. Used with an AC output stick set, e.g. Oil cooled or air cooled welding transformers and some engine driven types, it will weld aluminum and its alloys, etc. Used with a DC output stick set, e.g. Inverters, engine driven welder generators or conventional rectifier type power sources it will weld stainless steel, mild steel, and copper etc.

Standard functions / features

- AC / DC welding depending up on power source, to weld a wide range of materials.
- Electronic HF to start and stabilize the welding arc.
- Torch trigger normal and latch functions.
- 3/8 bsp gas and power connections to take standard TIG torches.
- Gas post flow adjustment to give a good finish without contamination to the weld.
- Heavy duty contactor built in to provide start and stopping of the welding arc.
- Works off any MMA power source with an OCV of 45 volts up to 110 volts.

Technical specifications

Welding current range - 5A – 300A
 Duty cycle - 230A @ 60% / 300A @ 35%
 Welding OCV range - 45V – 110V AC / DC
 Aux supply 110 volts / 230 volts 50VA (please specify)

Please phone for quantity pricing on any of our products



TIGSTART 300 AC DC



TIG START 300i

The TIG START 300i inline is a universal TIG box which will connect onto constant current DC Stick welding power sources to give basic TIG welding functions including HF start gas post flow stop start of the arc & trigger latching. This machine can be fitted to Inverters, engine driven welder generators or conventional rectifier type power sources, & is suitable for welding from 5A to 300A depending on power source output.

Standard functions / features

- Electronic HF to start and stabilize the welding arc.
- Torch trigger normal and latch functions.
- 3/8 bsp gas and power connections to take standard TIG torches.
- Built in gas post flow to give a good finish without contamination to the weld.
- Heavy duty contactor built in to provide start and stopping of the welding arc.
- Works off any MMA power source with an OCV of 45 volts up to 110 volts.
- Requires no separate aux. supply. (Powered by the OCV of the power source)

Technical specifications

Welding current range - 5A – 300A
 Duty cycle - 230A @ 60% / 300A @ 35%
 Welding OCV range - 45V – 110V DC



TIGSTART 300i



TIG START 300 SLOPE

The TIGSTART 300 SLOPE TIG box will connect onto constant current stick welding power sources to give TIG functions including control of the welding current and down slope, HF start and other TIG functions. Excellent TIG welding performance and amperage control. Suitable for use on inverters, engine driven welder generators or conventional rectifier type power sources to weld stainless steel, mild steel and copper etc. Unlike many competitors machines this unit has a very high reliability.

Standard functions / features

- Amperage control, with remote socket to connect foot pedal or remote if required.
- Upslope and down slope of welding current.
- Torch trigger normal and latching functions.
- TIG / MMA switch so stick welding can also be carried out through the box.
- Gas post flow adjustment to give a good finish without contamination to weld.
- Gas flow meter fitted
- Electronic HF to start the welding arc.
- 3/8 BSP gas and power connection to take standard TIG torches.
- Heavy duty inbuilt contactor to start and stop the welding arc.
- Works with MMA power sources from 45 volts to 110 volts output.
- Other functions are available like ammeter, etc if required.

Technical specification

Current range (depending on power source) 5A – 300A
 Duty cycle 230A@60% 300A@35%
 OCV range 45 V – 110V DC
 Aux volts 110V 50va (depending upon power source)

Power source must be stated before ordering this product

Made to suit various powersources including: Mosa, Genset, Arcgen, Miller (XMT), Esab, kemppi, and many more. Please enquire for compatibility to specific models

TIGSTART 300 slope



TIG WIRE FEEDERS – cold & hot wire

TIGFEED 40 AUTOMATIC – cold wire feeder or hot wire feeder

The TIGFEED 40 AUTOMATIC is designed as an easy add on for all TIG welding machines & torches. Ideal for automatic systems or hand welding of ferrous & non ferrous materials. The feeding of the filler wire is done automatically in synchronisation with the welding current making this unit perfect for high productivity TIG welding. A pool delay timer allows for the welding pool to form before starting the feed, sensitivity control allows the feed to start & stop automatically with the welding current & to stop during slope down time if required, sensitivity control also allows for the wire to pulse in synchronisation with the welding current if required. The adjustable pulse allows the wire to dab into the welding pool independently of the welding current or in synchronisation with the welding pulse if the power source is set to pulse.

The benefits of using the TIG FEED 40

- Superb high quality TIG welds
- Much higher productivity than using filler rods
- Reduced wastage of filler material
- High repeatability due to very precise control of the filler wire
- For manual welding reduces the skills needed to achieve top results

Functions & features of TIG FEED 40

- Precise infinitely variable wire speed control.
- Sensitivity control to set wire feed start & finish current level.
- Designed to pulse wire into pool in sync with welding current if required.
- Pool delay timer to allow weld pool to form before feeding wire.
- Auto retract to pull wire back out of pool at finish & on pulse.
- Independent pulser function.
- Inch forward & reverse of wire.
- 4 roll wire drive system.
- Remote socket to allow interfacing & remote functions etc.

New Product now available



STANDARD TIGFEED 40



Made in Britain

TIGFEED 40 with precision taco motor wire feed and M/Min digital display

Options

Basic remote control to give inch forward, reverse & control of speed, more complex remotes available. Digital meter to display wire speed etc, many other different configurations & options are available including; TIG torch connected directly to the TIG FEED, interfacing with a PLC, etc. **Output to drive PS200E hot wire power source.**

Technical Specification

Wire speed range	0-7 Metres per min (can be faster or slower if required)
Auxiliary supply	110V / 230V (others available on request)
Pool delay timer	0-10 seconds
Filler wire size	0.8mm up to 2.4mm
Independent Pulse frequency	5HZ-0.5HZ
Welding current range	20-400 Amps AC or DC

All models are supplied with a Teflon liner & standard torch feed head & wire guide.



Standard feed head fits WP17, WP26 & WP18, feeds wire over the top as shown or rotates to feed in from the left or right hand side.



Optional ultra compact feed head to suit WP9 & WP20.

TIG FEED 40 AUTOMATIC WITH LINER & STANDARD FEED HEAD

TIG FEED 40 taco-pulse – taco motor precision wire feed and M/Min DPM

OPTIONAL 5 MTR STD REMOTE FOR TIG FEED 40

OPTIONAL OUTPUT TO DRIVE HOT WIRE TIG POWER SOURCE

TIGFEED UNIVERSAL – manual TIG cold wire feeder

The TIGFEED UNIVERSAL is for manual TIG welding applications only. This works on any type of TIG machine AC DC or DC, HF, lift arc etc. Setting up takes about 2 mins. The operator holds the TIG torch as normal & holds the feed wand in the other hand instead of a welding rod, as the wire is entered into the welding pool it advances automatically & stops when withdrawn. This uses our unique 'POOL SENSE TECHNOLOGY'. In addition the operator can preset a single pulse of wire to advance each time the wire enters the pool to ensure the same quantity of material is deposited with each dab. The wire feeding speed is set on the front & is variable for all applications from Micro TIG to heavy fabrication. Also we include a clip on switch & lead to fit the wand for any applications where the operator prefers to control start / stop of the wire feed directly on the wand with a switch.

TIGFEED Universal standard functions, features & specs

- Wire starts & stops automatically when dabbed into pool or switched.
- Switch to select POOL SENSE or micro-switch start of wire.
- Good linear control of wire feed speed from 0.5-15M/Min
- Cold wire inching switch to feed wire through easily at start.
- Variable pulser on front panel to preset amount of deposition for each dab.
- Supplied with 2M Teflon liner protected by high temp sleeving.
- Supplied with hand held wand & clip on micro-switch lead.

Technical Specification

Wire speed range	0.5 - 15 Metres per min
Auxiliary supply	110V / 230V
Wire feed system	2 roll geared
Filler wire size	0.6mm up to 1.6mm
Welding current range	1 - 500 Amps AC or DC

TIGFEED UNIVERSAL WITH LINER & WAND part no: WFUTIGUNI

TIGFEED WEAR PARTS/SPARES

TIG FEED 40/UNIVERSAL COPPER TIP 0.8MM
 TIG FEED 40/UNIVERSAL COPPER TIP 1.0MM
 TIG FEED 40/UNIVERSAL COPPER TIP 1.2MM
 TIG FEED 40/UNIVERSAL wire feed front end bent copper wire delivery tube
 TIG FEED 40/UNIVERSAL wire feed head brass body with nuts & collet
 TIG FEED 40 complete universal wire feed head assy for WP17,26 & 18 (excluding liner)
 TIG FEED 40 4mtr Teflon liner for 1.0-1.2mm wire
 TIG FEED UNIVERSAL LINER & WAND complete assy

part no: TIGF10008
 part no: TIGF10010
 part no: TIGF10012
 part no: TIGF1001
 part no: TIGF1002
 part no: TIGF1003
 part no: TIGF1004
 part no: TIGF1005

Made in Britain



New Product now available

+44 (0)1904 410041

Technical ARC Ltd, Outgang Lane, Osbaldwick, York, UK. YO19 5UP
 F: +44 (0)1904 414973 E: sales@technicalarc.co.uk or service@technicalarc.co.uk

TIG HOT WIRE POWER SOURCE, WIRE FEEDER & AVC

PS200E- HOT wire TIG power source

The PS200E is a 200A power source designed for HOT wire TIG & plasma welding applications. Hot wire power sources have different requirements to ordinary welding machines. They need to operate with a very low voltage output & with constant current otherwise the weld pool will be totally unstable & spit. Also, they need to be able to withstand HF & possible welding current feedback from the welding power source & short circuit conditions. Our PS200E is the answer, this unit can be added onto any existing TIG or plasma welding application to provide pre-heating of the filler wire just before it enters the weld pool. Ideal for many automatic applications like cladding, overlay, multi-pass welding of heavy pipework, vessels, valves etc. Welding deposition rates can be 2-3 times that of cold wire TIG, therefore reducing welding time by a massive amount. There are additional welding benefits too, firstly the heat in the wire removes moisture before it enters the pool this reduces any chance of porosity also reduced heat input into the material means smaller heat affected zone & reduced dilution rates etc.

PS200E standard functions & features

- Infinite control of output current from 5A-200A.
- Digital ammeter shows actual heating current.
- Stop/start socket for control of on/off point of heating.
- Low output voltage (below 15V) means no spitting from pool.
- Short circuit & HF protected.

Technical Specification PS200E

Output power 5A-200A DC, (below 15V OCV)
Input supply 230V or 400V please state. (other voltages possible).
Approx case size 255mm W x 510mm L x 410mm H (excludes exterior hardware)



Suitable hot wire feeder for this is our TIGFEED 40 Automatic on page 24 or the AUTOTIG 500 below

AUTOTIG 500 TIG wire feeder & AVC combined for automatic TIG & plasma welding

The AUTOTIG 500 is both an arc length controller & wire feeder combined into one compact package for all automated TIG or PLASMA welding applications. The AVC part maintains the arc length through any variations in the work piece & the wire feeder part feeds the consumable filler wire into the weld pool. The wire can be 'cold wire' or 'hot wire' for the highest productivity. Wire feed functionality is exactly the same as our popular TIGFEED 40 Automatic on page 23.

The AVC control is designed to work with our linear positioning slide which gives 100mm travel.

The AUTOTIG 500 adds onto any existing welding power source without any internal interfacing needed.

Suitable for all automatic welding of vessels, valves, pipes, silos, cylinders, containers & weld cladding & overlay etc.

AUTOTIG 500 standard functions & features

- Wire feed starts & stops automatically when needed.
- Wire feed current sensitivity control to set wire start & stop level.
- Wire dabs in synchronisation with welding current on pulse if required.
- Variable pool delay timer allows weld pool to form before starting wire.
- Independent pulsing allows wire dabbing independent of welding current.
- Auto-retract for dabbing wire into the pool on pulse & for perfect finishes.
- 4 roll drive system for powerful & accurate wire feeding.
- Cold wire inching forward & reverse.
- AVC digital display of preset & actual welding volts.
- Torch jog up & down function for manual positioning.
- AVC start delay timer to allow pool to stabilise
- AVC automatic/manual switch allows arc length to be controlled automatically or manually.
- AVC variable sensitivity & speed controls.
- Remote control socket gives the operator the option of a hand remote control.

Technical Specification AUTOTIG 500

Wire speed range 0-7 Metres per min (can be faster or slower of required)
Auxiliary supply 110V 3 Amps or 230V (others available on request)
Filler wire size 0.8mm up to 1.2mm
AVC slide travel height range 100mm or 150mm
AVC welding voltage range 10-35V DC (or 10-60V DC if needed)
Weld current range 15-400A (or 25-500A if required)

AUTOTIG 500 supplied c/w 100mm HD slide (motorised version of manual slide on page 26) this takes up to 25kg torch weight.



ALS2000 AVC (arc voltage controller) for automatic TIG & plasma welding

Industrial quality British made automatic arc length control system for DC or AC TIG welding or Plasma welding. Ideal for use with a column & boom, positioners, rotators & any automatic welding application that requires the welding torch to maintain a constant arc length regardless of work piece variations. Perfect for cladding, seam welding etc.

ALS2000 standard functions & features:

- Welding torch can be positioned by the operator with the inch up & down.
- Arc voltage preset before welding & adjusted if needed when welding.
- Digital display shows preset & actual welding voltage.
- Adjustable pool delay allows weld pool to form before AVC takes control.
- Sensitivity & speed controls for setting response of torch actuator to arc.
- Automatic or manual control of torch height.

Technical Specifications

ALS2000 control
Main supply 110V 2A (others possible)
Start delay timer 0-10 seconds
Voltage control 5-50V (OCV up to 120V)
Voltage readout Digital for preset & actual
Actuator voltage 12V
Size approx 210X370X300mm
Weight approx 10KG



**Lots of options available.
Plasma cutting version also available**

ALS2000 supplied c/w 100mm HD slide (motorised version of manual slide on page 26) this takes up to 25kg torch weight.

Optional remote control.
Functions including arc length control, torch inch up & down, welding amps, start / stop etc



Torch holders, X/Y slides, Pipe rollers & Oscillator

New Product
now available

Manual X/Y slides heavy duty

Ideal for use as welding torch positioners. Available as single units or connected together as a pair to give X/Y adjustment. Both have hand adjustment knobs at each end, its possible to remove these if needed.

Single manual slide

Usable travel = 100mm
Size, 200mm x 90mm wide + extra for hand adjustment knobs.
Max recommended weight rating 25kg

Part number SLIDE001



X/Y manual slide (2 together)

Usable travel = 100mm
Sizes, same as each single slide.
Max recommended weight rating 25kg

Part number SLIDE002



Motorized X/Y slides heavy duty

The above two slides can be motorized for automatic applications. A DC motor is fitted at one end instead of the hand knobs. These versions are used for our ALS2000 & AUTOTIG 500 AVC units & our welding torch oscillator. Control units & remote pendant controls are available to drive the motorized slides.

Motorized slides & control units to drive slides


Welding torch holder / positioner

Adjustable 4 axis rack & pinion torch holder suitable for MIG & TIG torches both hand torches & automatic torches.

- Adjustable height (Y) (600mm) on rack & pinion with lock off screw.
- Adjustable side position (X) (150mm) on rack & pinion with lock off.
- Adjustable side angle (Z) with locking screw.
- Adjustable torch holder angle with locking screw.

Part number TH001

Optional steel base plate with fixing holes, to hold bottom of 600mm main tube. Part number TH001BP



Pipe rollers – TR1000

Ideal for turning tubes, pipes vessels etc up to 1000kg. Two pairs of rollers are supplied, one driven pair with variable speed, one idle pair. All rollers run on quality roller bearings & are covered in a tough high temperature polyurethane material to withstand 130°C. Unlike some lower cost units these are built here in the UK & use our rugged reliable PCB.


Main functions & features

- Adjustable speed range.
- Clockwise/CCW rotation switch
- Two roller positions to cover a wide range of diameters.
- Footpedal supplied for start stop of rotation.
- HD Cast roller wheels with high temperature covering.
- Emergency stop switch fitted.

Specifications

- Max load 1000kg.
- Diameter range of pipe, 30mm-800mm
- Roller wheel size, 200mm
- Max speed of roller wheels 1.9 RPM.
- Approx size driven rollers, 590mmx350mmx 360mm H + control box & motor.
- Approx size idle rollers, 460mmx130mmx 360mm H

Part number TR1000



Welding torch oscillator OS pro 2000 & oscillator/AVC combined AVCOS pro 2000

Our torch oscillator units are designed to give a variable linear weave motion of the welding torch (commonly referred to as oscillation). This can be used for any welding process including MIG/MAG, TIG, PLASMA, SAW etc. Ideal for use with welding positioners, seam welders, welding lathes, column & booms, tractor units etc. Oscillating the welding torch during automated welding brings many benefits including increased welding width with uniform bead appearance, more controlled & regulated spread of heat into material, reduced heat affected area, increased welding productivity etc. Ideal for wide joint filling, metal cladding & overlay, pipework, pressure vessels, oil & gas lines etc.

Two versions are available OP pro 2000 & AVCOS pro 2000. Both units have the same functions for torch oscillation, the AVCOS pro 2000 has additional AVC functions included.

Lots of functions such as variable weave, variable dwell time, pool delay etc.

For full details please contact our sales dept.

Made in Britain



+44 (0)1904 410041

Technical ARC Ltd, Outgang Lane, Osbaldwick, York, UK. YO19 5UP
F: +44 (0)1904 414973 E: sales@technicalarc.co.uk or service@technicalarc.co.uk

TURNTABLES / WELDING POSITIONERS

TT200, TT600, TT1000/TT1000P & TT3000 turntables are the ideal solution for producing fast circular welds, ideal for welding pipes, cylinders, flanges, tubes etc. Also perfect for rapidly positioning the work piece for welding, & many other applications.



TT200 mini welding positioner
Up to 20kg loads

New Product
now available



TT600, TT1000, TT3000 positioners 60kg-300kg loads
Model shown is TT1000 with taco & digital counter

8" quick release chuck with mounting to suit TT600, TT1000, TT3000.
With two sets of jaws to cover external clamping 5mm – 210mm & internal 70mm – 240mm



2.5" quick release mini chuck with mounting to suit TT200
2mm-40mm external clamping range.
20mm-90mm internal clamping range.



All models are supplied as standard with a foot switch to stop & start the rotation. On the front panel there is a switch to select clockwise or anticlockwise rotation, a knob to control the speed & on the TT600 upwards a high-low speed range switch for finer control of speed. The turntable can be positioned to any angle between horizontal & 90 degrees. Models TT600 upwards have a hand wheel & worm gear to adjust this angle & a lock off device is fitted to maintain desired table position. The TT200 can be locked into horizontal to maintain load stability. All tables are machined with slots for mounting jigs or a chuck. Each table has circular score marks to assist in accurate setting up of the job. Under the table is a substantial brass bush arrangement for the welding earth return and we supply a 2M welding lead attached to this.

The TT200, TT600 & TT1000 are high speed low torque models ideally suited for smaller jobs which require faster speed & don't require high precision such as MIG welding etc. The TT1000 Precision & TT3000 are fitted with a double reduction gearbox to enable work at slower speeds with better consistency & higher torque, ideal for larger diameter jobs & TIG welding. All models are protected from HF interference & can be used with all welding machines, MIG, TIG etc.

We can add lots of different functions to suit your requirements. The digital timer option is a popular good choice for faster rotation with short weld times, this allows you to start all processes on the foot switch, press to start weld, pool delay then rotation for set time before both rotation & welding stop together. For a precise start/stop rotation angle with exact repeatability regardless of load or speed choose the taco feedback control with digital counter, you can set rotation angle from very small to 360° with overlap or even many cycles of 360 & it will always maintain the same speed & stop at the exact programmed point. For slow speed &/or unbalanced loads the TT1000P & TT3000 are the best option as they have higher torque & are better able to maintain rotation speed through varying loads. In addition, if you add the TACO feedback option then performance is increased further. All models from the TT600 upwards can be specified with precise taco feedback speed control, this is the ultimate for maintaining exact speed through varying load conditions.

If you're not 100% sure which model or spec is best for your application please contact our technical dept, we have so many options.

TECHNICAL SPECIFICATIONS	TT200	TT600	TT1000	TT1000 Precision	TT3000
Input Voltage:	230V	110V / 230V	110V / 230V	110V / 230V	110V / 230V
Max welding current:	180A@35%	350A @ 60%	450A @ 60%	450A @ 60%	450A @ 60%
Max load – turntable in the horizontal position:	20KG	60kg	100KG	100KG	300KG
Max load – turntable in the vertical position (90 degree):	7.5KG	25kg	50KG	50KG	150KG
Rotation speed:	2 – 15 rpm	0.5 – 12 rpm	0.2 – 15 rpm	0.1 – 5 rpm	0.1 – 2.5 rpm
Table diameter	180mm	305mm	345mm	345mm	450mm
Dimensions: Height	220mm	380mm	420mm	420mm	600mm
Width		430mm	430mm	430mm	550mm
Length		440mm	440mm	440mm	600mm

Options available at time of order & additional cost:

Remote speed control socket fitted ready to accept variable foot pedal or other remote control. Variable foot control to start stop & control speed.

Precise taco feedback speed control for uneven loads & high precision jobs such as TIG welding at very slow speed.

Programmable digital counter to stop after exact rotation angle has been reached (needs taco feedback option above)

Auto start/stop of rotation with welding current.

Programmable digital timer to start/stop welding machine & turntable with pool delay timer before rotation starts

Lots more options including fully automated welding stations, please contact us to discuss your requirements.

Optional accessories:

2.5" quick release mini chuck for TT200

Part number TTCH65

8" quick release chuck

Part number TTCH210

12" heavy duty chuck for TT3000 only


Part number TTCH300

Examples below show some of our many automated machines we have produced using our welding positioners

3M adjustable drive shaft welding lathe



High production automatic MIG welding of small circular parts for automotive industry.



Turntable with TIGFEED 40 automatic feeder + hot wire, for oil industry.

Weld cleaner, voltage reduction device, SUB ARC tractor

TEC-CLEAN 100 AND TEC-CLEAN 100HD – weld cleaner

The Tec-clean 100 is designed to safely remove the welding discolouration on stainless steels & similar metals without needing hazardous pickling pastes. This machine has a carefully controlled output with an infinitely variable power setting for cleaning welds efficiently and current limited so no chance of spoiling the work by shorting down. It is designed to be used with our cleaning pads & fluid. The earth & electrode lead are connected using standard 16-25mm connectors, the cleaning wand is user friendly with an ergonomic handle & easily changeable electrode. The TEC-CLEAN 100HD has an increased output power for use with the carbon cleaning brush to enable easy cleaning in tight corners. Both machines are dual input voltage – 110 volt or 230 volt

TEC-CLEAN 100 (for use with cleaning pad only)

Packet of 100 cleaning pad

Spare cleaning electrode

Wand with cleaning electrode

TEC-CLEAN 100HD (for use with cleaning brush or cleaning pad)

Wand with cleaning brush

Spare cleaning brush

Cleaning fluid 1.0l bottle

Cleaning fluid 5.0l bottle

part no: TECCL100

part no: TECCL1001

part no: TECCL1003

part no: TECCL1005

part no: TECCL100HD

part no: TECCL1006

part no: TECCL1007

part no: TECCL1002

part no: TECCL1004



The carbon cleaning brush can be used with the TEC-CLEAN 100HD, perfect for getting into tight corners & difficult to access welds.



Made in Britain

Really simple to use. Secure the cleaning pad onto the electrode with a rubber band, clamp the earth lead to the job, dip into the cleaning fluid & wipe the wand across the metal.

VRD300i- voltage reduction device for MMA welding

The VRD300i is an open circuit voltage reducer, designed for use with MMA welding machines to provide a low voltage of less than 24 volts DC at the electrode holder when welding is not in progress. This reduces the risk of electric shock to the operator, which is especially important when welding in areas of increased hazard. The unit is designed to run off any AC or DC powersource.

Features

Inline open circuit reducer, which requires no auxiliary power supply.

Open circuit voltage is less than 24 volts and always DC.

AC or DC operation.

Reduced OCV Less than 24 volts DC

Inbuilt anti-stick circuit switches off power if electrode freezes in weld.

Operating time of unit to a safe voltage is within 0.3 seconds.

Green light shows unit is ready to weld.

Unit constantly monitors OCV, in the event of a fault a red light starts to flash. Designed to meet BS EN60974-1

PART No: VRD300i

Technical specifications

Powersource OCV 50 – 100V AC or DC

Amperage rating 300A @ 60%
250A @ 100% AC or DC

Operating time T1 (Start time available after touch down)
0 – 2 seconds

Operating time T2 (time to reduce to safe voltage)
0.3 – 1 seconds



Made in Britain

400A and 450A VRD available on request

SAT 1000- SUB ARC tractor & controller for any large power source.

The SAT1000 is a heavy duty complete welding tractor for submerged arc welding which can be supplied to fit most large power sources.

The SAT1000 comprises the tractor unit onto which is mounted the cross beam which supports the wire reel holder, the control box and the welding head. The welding head is 4 roll drive for reliable feeding of the welding wire & can feed all sizes from 1.6mm up to 6.0mm wire. Adjustable slides are fitted for height & lateral adjustment of the welding torch & variable angle adjustment can also be set.

The SAT1000 control box can be fitted with the following functions: start & stop of the welding arc, Tractor speed control, Wire speed control, Wire inch up and down. Other functions can be fitted upon request.

The tractor is fitted with a clutch to manually engage or disengage drive.

Many other variations of this SAT1000 are available on request & other functions can be added as required.



Basic Specification

Welding current range

100 – 1000A

Welding wire size

1.6mm - 6.0mm

Tractor welding speed range

100mm – 1500mm per min

Wire feed speed range

0.3 – 5.0 M per min

Power supply

110V (normally from P source)

Overall weight approx.

52KG



Made in Britain

Package for boom mounting without the tractor is also available

We also offer full submerged arc packages to hire or buy please see page 18

WATERCOOLERS & WATERCOOLED TROLLEY

XC1000 Water cooler & XC2000 Water cooler

The XC1000 is an improved version of the very popular XC600 watercooler with a higher cooling capacity. The ultra compact small footprint makes these ideal for fitting onto the bottle carrier at the back of a power source or free standing. Three voltage versions are available, 110 volt, 230 volt, and 400 volt. All are now fitted with a new protection device to stop the motor burning out if stalled for any reason. Water connections are 3/8 BSP as standard, or snap fittings on request. The Simaco rotary pump has a brass body & impeller for a long life span. 4 threaded mounts are provided underneath for fixing down if required. This unit is suitable for most welding applications up to around 600 amps. For an extra £30.00 an internal flow switch can be fitted to interface with the power source to prevent damage occurring to the welding torch in the event of a flow problem. For the option of an internal flow switch fitted, please add FSW to the end of the relevant part number shown below.

Technical specifications

Electrical

XC1000110	110V	+/- 10%, Freq. 50/60Hz, 1.9A
XC1000230	230V	+/- 10%, Freq. 50/60Hz, 0.9A
XC1000400	400V	+/- 10%, Freq. 50/60Hz, 0.55A

Performance – All models

Flow rates	Max 10 litres / min (typ. 2 – 3 litres / min through torch).
Pressure	Max 4 bar
Cooling capacity -	1000 watts / 20°C rise above ambient. 2000 watts / 40°C rise above ambient
Typical application -	MIG to 600A. TIG to 500A. Res up to 60KVA.
Approx. Dimensions -	247mm Length, 210mm Width, 440mm Height.

For 3 phase machines, 400V coolers have the advantage of easy connecting without worrying about the rating of the supply.



Simaco water pump inside – the best in the industry!



XC2000 = 2x XC1000 connected together side by side, same technical specs but twice the width & 2000W rating for a 20C rise, for very heavy high current & automation applications.

TYPE	PART No.
110 VOLT WATERCOOLER	XC1000110
230 VOLT WATERCOOLER	XC1000230
400 VOLT WATERCOOLER	XC1000400

XC2000 water cooler, same specifications but double the cooling capacity

COOLANT – Ethylene Glycol to mix with water, 1L bottle, suitable for all our water coolers & Simaco water pumps, to mix with water **XC1001**

UNIQUE WATERCOOLER TROLLEY (also available non water cooled)

Designed to turn an air-cooled machine into a neat package on wheels with water cooling or without. Works with hundreds of different power sources from small inverters to 600A industrial machines. The trolley consists of a strong undercarriage to take a power source & full size gas bottle at the rear. The undercarriage has HD wheels & castors fitted for good portability. Two height versions are offered; top tray in either a fixed position or a variable position to accommodate different height power sources. The top tray can be used for a wire feeder or other auxiliary equipment or simply as a tool tray. Top tray also has a gas bottle support & chain. The watercooler unit is a module which mounts under the chassis; available in 110V, 230V & 400V. The cooler supply cable is at the rear for easy connection to a power source. This trolley can be bought without the water cooler, with the option to water cooling later. **A good solid British made product!**

Trolley version 1.

Standard version with top tray fixed 400mm above chassis ideal for small inverter machines. Max width of power source 370mm. Max length of power source 620mm or 700mm with overhang at front. Complete with wheels, handle, bottle chain & ready to accept our water cooler module below. Max weight of power source 120kg.

Part number ACT001

Trolley version 2.

As above but with adjustable height top tray from 400mm to 730mm with easy to adjust slots. Ideal for taller power sources. Complete with wheels, handle, bottle chain & ready to accept our water cooler module below. Max weight of power source 120kg.


Part number ACT002

Water cooler module

Simply fixes under chassis of either of the above two trolleys, comes with water cool snap fittings which fix onto front of chassis. Ideal for water cooled MIG up to 600A or TIG up to 400A. Built to BS EN 60974-2. Available in 110V, 230V or 400V/415V. Cooling performance & electrical data as our XC1000 models above.

Water cooler 110V	part number WCT110V
Water cooler 230V	part number WCT230V
Water cooler 400V	part number WCT400V

COOLANT – Ethylene Glycol to mix with water, 1L bottle, suitable for all our water coolers & Simaco water pumps **XC1001**



Version 2 trolley has adjustable legs



Unique design allows cooler to fit in space under chassis



Larger industrial machine fitted on ACT002



Small inverter machine fitted on ACT001

Plugs can be fitted to any water coolers to plug straight into the power source. A popular plug is the 3 pin American to suit Miller & Lincoln machines.

All our water coolers are manufactured to comply with BS EN60974-2 and BS EN60974-10. For safety reasons do not accept anything less.

+44 (0)1904 410041

Technical ARC Ltd, Outgang Lane, Osbaldwick, York, UK. YO19 5UP
F: +44 (0)1904 414973 E: sales@technicalarc.co.uk or service@technicalarc.co.uk

SPOOL ON GUN SYSTEMS

SGS240 spool gun system

Patent pending on our SGS spool gun range & PPS push pull guns.

A ready to weld system which fits all machines with a Euro connection in seconds.

Unique British design means **no** separate control box or mains supply is needed just plug in & weld.

Functions & features

- No control box needed just plug into front of any MIG machine with a Euro
- 8 meter flexible high temp coaxial cable with spring cable supports at ends
- BZL compatible front end consumables & standard 102mm wire spools
- New design allows unbeatable easy access to wire spool & feed system
- Infinitely variable wire speed control
- 240A max current @ 40% , 200A @ 60% duty cycle (mixed gasses), MAX OCV 90Vdc
- Can be moved from machine to machine in seconds
- Superb welding performance on aluminium, stainless & mild steel
- Wire sizes 0.8 & 1.0mm

SGS240 8M package complete ; part number SGS240

From June 2017 on,
accepts up to 90V input,
ideal for inverter MIG as
well as all other types.



SGS360 spool gun system

A ready to weld system which fits all machines with a Euro connection in seconds

Unique British design means **no** separate control box or mains supply is needed just plug in & weld.


Functions & features

- No control box needed just plug into front of any MIG machine with a Euro
- 8 meter flexible high temp coaxial cable with spring cable supports at ends
- BZL 36 compatible front end consumables for M8 tips.
- Wire sizes 0.8-1.2mm & standard 102mm wire spools
- Infinitely variable wire speed control
- 360A max current @ 40%, 270A @ 60% duty cycle (mixed gasses), MAX OCV 90Vdc
- Can be moved from machine to machine in seconds
- Wire spool holder turns to a side or down for best access
- Superb welding performance on aluminium, stainless & mild steel
- Optional 30 degree bent neck allows positioning to any angle
- Option for shorter or longer cable assembly

SGS360 8M package complete part number: SGS360

SGS360 12M package complete part number: SGS36012

From June 2017 on,
accepts up to 90V input,
ideal for inverter MIG as
well as all other types.



Optional bent neck **instead** of straight neck.
Add £20 to price & add suffix BN to part number.

PUSH PULL GUN SYSTEM

PPS360 Push Pull gun system – Air cooled

A ready to weld system which fits virtually all MIG machines with a Euro connection in seconds

Unique design means **no** separate control box or fitting is needed just plug in & weld.

*The first industrial quality lower cost push pull torch *

The first push pull torch to plug straight onto any MIG with a Euro, without any modification to the machine.

Functions & features

- No fitting needed just plug into front of any MIG machine with a Euro
- 8 meter flexible high temp coaxial cable with spring cable supports at ends
- BZL 36 compatible front end consumables for M8 tips
- 360A max current @ 40%, 270A @ 60% duty cycle (mixed gasses), MAX OCV 90Vdc
- Can be moved from machine to machine in seconds
- Superb welding performance on aluminium, stainless & mild steel
- Optional 30 degree bent neck allows positioning to any angle
- Option for shorter or longer cable assembly

PPS360 4M, 5M or 6M package part number: PPS360-4/5/6

PPS360 8M package complete part number: PPS360-8

Optional spare straight neck for PPS360 or SGS360

Optional spare 30° neck for PPS360 or SGS360



Optional bent neck **instead** of straight neck.
Add £20 to price & add suffix BN to part number.

PPS400W Push Pull gun system – Water cooled

A ready to weld Water cooled Push Pull system which fits virtually all MIG machines with a Euro connection in seconds

Unique design means **no** separate control box or fitting is needed just plug in & weld.

The first push pull torch to plug straight onto any MIG with a Euro, without any modification to the machine.

Functions & features

- No fitting needed just plug into front of any MIG machine with a Euro, MAX OCV 90Vdc
- 8 meter flexible high temp coaxial cable with cable supports at ends
- BZL 501 compatible front end consumables
- 400A @ 60% max current, 350A @ 100% duty cycle (mixed gasses)
- Can be moved from machine to machine in seconds
- Superb welding performance on aluminium, stainless & mild steel

PPS400W 8M package complete part number: PPS400W



+44 (0)1904 410041

Technical ARC Ltd, Outgang Lane, Osbaldwick, York, UK. YO19 5UP
F: +44 (0)1904 414973 E: sales@technicalarc.co.uk or service@technicalarc.co.uk

WIRE FEED UNITS UNIVERSAL

We have been producing this range of wire feeders for 23 years; they are simply the most rugged & reliable universal feeders that you can buy. We have 1000's in use around the British Isles & Europe in 100's of different industries. The original range use a Swiss made drive block, the same as used by many different manufacturers such as Murex, ESAB, etc & the first range of feeders we manufactured. The ECO range is our most popular range of feeders, everything is exactly the same as the original range except we fit a different wire drive block which is made of robust cast aluminum. All the wire feed units are robustly constructed with a heavy gauge chassis and panels. All the feeders below are priced as open style as shown in the top picture.

Original range - Swiss made wire drive system.

Model	feed system	voltage	part no
F2	2 ROLL DRIVE	24 V ~	WFU224
		42 V ~	WFU242
		MULTI VOLTAGE	WFU2M
F2G	2 ROLL GEARED	24 V ~	WFU2G24
		42 V ~	WFU2G42
		MULTI VOLTAGE	WFU2GM
F4	4 ROLL DRIVE	24 V ~	WFU424
		42 V ~	WFU442
		MULTI VOLTAGE	WFU4M
F4G	4 ROLL DRIVE GEARED PRESSURE ROLLERS	24 V ~	WFU4G24
		42 V ~	WFU4G42
		MULTI VOLTAGE	WFU4GM



Open spool style feeder, original & eco range, all models.

ECO range - robust, good quality & cost effective.

model	feed system	voltage	part no
F20	2 ROLL DRIVE (METAL PLATE)	24 V ~	WFU2024
		42 V ~	WFU2042
		MULTI VOLTAGE	WFU20M
F20G	2 ROLL GEARED (METAL PLATE)	24 V ~	WFU20G24
		42 V ~	WFU20G42
		MULTI VOLTAGE	WFU20GM
F40	4 ROLL DRIVE (METAL PLATE)	24 V ~	WFU4024
		42 V ~	WFU4042
		MULTI VOLTAGE	WFU40M
F40G	4 ROLL GEARED PRESSURE ROLLERS	24 V ~	WFU40G24
		42 V ~	WFU40G42
		MULTI VOLTAGE	WFU40GM
F400G (40mm rollers)	HEAVY DUTY 4 ROLL DRIVE GEARED TOP ARMS	24 V ~	WFU400G24
		42 V ~	WFU400G42
		MULTI VOLTAGE	WFU400GM



Enclosed style feeder in original & ECO range. Any model except F400G - £10 extra



Open style feeder in red fitted with plastic spool cover - £20 extra

All wire feeders are built to BS EN60974-5 & are CE marked. Don't accept anything less!

Other info -The above original & ECO universal feeders all have the same heavy duty PCB, motor & other parts & all have the following standard functions: - wire speed control, wire inch, gas purge, trigger latch, and burn back control. All feeders are fitted with 4 feet under the chassis however 4 casters can be fitted if specified.

Multi voltage feeders can be set up to run off a 24 volt, 42 / 48 volt, or 110 volt supply. Wiring diagrams for connecting the wire feed units to power sources can be supplied on request. All the wire feed units are sold with one year warranty.

Approx. sizes; Open style L550mm, W235mm, H330mm, W14KG, Enclosed L570mm, W220mm, H400mm, W15KG

Options

Fully enclosed wire feed unit just add EN to end of part number

Spool cover fitted to standard open wire feeder just add SPC to end of part number.

Water cooling fittings added to any feeder to give red & blue snap fits with hoses to rear of feeder

Suitcase type feeders in tough sealed GRP case ideal for outside work etc, just add SITE to end of part No.

Digital meters fitted POA.

All wire feeders are available in yellow, blue or red, please specify at time of order if you have a preference.

All models can be made with a different connector and wired to suit a particular make and model of power source, making them 100% interchangeable with original equipment, we can also fit extra functions such as volts control pot, digital meter etc. For instance, for a murex 4x4 compatible feeder we can supply in red & with 10 pin Amphenol connector fitted.

Suitcase type wire feeders - Robust site feeder in tough sealed GRP case

Any model above can be supplied in the suitcase style except F400G, add 'SITE' to end of part number.



Intercon cables to suit any wire feeders, page 67

Low cost light duty wire feed units - 22v – 48v ac input voltage

F120	For light duty applications max 1.0mm wire	2 ROLL GEARED W.F.U WITH NO INTERCON	WFU12000
		2 ROLL GEARED W.F.U WITH 5MTR INTERCON FITTED	WFU12005
		2 ROLL GEARED W.F.U WITH 10MTR INTERCON FITTED	WFU12010
F140	For light duty applications max 1.2mm wire	4 ROLL W.F.U WITH NO INTERCON	WFU14000
		4 ROLL W.F.U WITH 5MTR INTERCON FITTED	WFU14005
		4 ROLL W.F.U WITH 10MTR INTERCON FITTED	WFU14010

Other info on low cost feeders

Max amps on both models is 300A @ max 50% duty cycle

Input voltage, 22V – 48V AC (NO VOLTAGE SELECTION, W.F.U DOES ALL)

Functions - Wire speed control, built in burnback.

Feed units without an intercon fitted are supplied with a cable socket to fit the plug on the rear of the feeder.



WIRE FEED UNITS - ARC VOLTAGE

TECFEED 250i, 350i 450i SUITCASE FEEDERS – HD arc voltage MIG feeders for 15KG spools

The TECFEED 250i, 350i 450i are robustly constructed in a reinforced moulded GRP case to give a fully enclosed wire feed unit which is well sealed against the elements. Due to rugged construction this is ideal for all site welding in harsh environments & also very portable. These wire feeders are designed to run off virtually any constant current or constant voltage power sources including MMA, TIG, MIG and engine driven type DC power sources. The wire feed unit requires no additional supplies, only welding cable connections, and can run positive or negative polarity, giving very good performances with solid or flux cored wires.

Functions & features – all models

- Arc voltage sensing wire speed control for arc stability
- Rugged sealed case to protect against the elements (IP23)
- Burnback control & wire inch.
- Normal trigger, and trigger latch functions,
- Gas solenoid valve fitted as standard,
- Takes a 15kg reel of wire,
- **All model have a British made contactor fitted.**
- Will work with input voltages of between 20 – 110V, (Welding down to 15V)
- Size approx L=560mm, W210=mm, H=420mm, weight 10-12kg depending on model.



Made in Britain

15KG spools



Options voltage/WFS digital readout, Weld power control.

TECFEED 250i, 250A max, 2 roll geared drive

TECFEED 350i, 350A max, 4 roll drive (heavy duty contactor fitted)

TECFEED 450i, 450A max, 4 roll drive (very heavy duty contactor fitted)

Optional Digital meter on any model (displays welding volts & WFS).

TECFEED 250i, 350i COMPACT SUITCASE FEEDERS –HD MIG feeders for 5KG spools

The TECFEED 250i, 350i compact models are robustly constructed in a reinforced moulded GRP case to give a fully enclosed wire feed unit which is well sealed against the elements. Due to rugged construction this is ideal for all site welding in harsh environments & also very portable. These wire feeders are designed to run off virtually any constant current or constant voltage power sources including MMA, TIG, MIG and engine driven type DC power sources. The wire feed unit requires no additional supplies, only welding cable connections, and can run positive or negative polarity, giving very good performances with solid or flux cored wires.

Size approx L=460mm, W170=mm, H=360mm, 8KG approx

Exact same performance and specification as standard TECFEED 350i & 450i above but is an even more compact case for 5kg spools only.



Made in Britain

5KG spools



TECFEED 250iC, 250A max, 2 roll geared compact

TECFEED 350iC, 350A max, 4 roll drive compact

TECFEED 220C cc/cv ARC voltage wire feeder-light duty

The TECFEED 220C wire feed unit is designed to run off virtually any constant current or constant voltage power source, including MMA, TIG, MIG and engine driven type DC power sources. This unit can run positive or negative polarity, giving good welding performance. Max current is 220A ideal for small welder generators & MMA inverters etc.

Functions & features – all models

- Designed for maintenance & light fabrication applications.
- Arc voltage sensing wire speed control for arc stability.
- Very light & portable, only 6kg.
- Up to 220A @ 50% duty cycle
- Contactor and gas valve fitted
- Takes a 5kg reel of wire ideal for 0.8mm
- Rugged sealed case protects everything from damp etc.
- Will work with input voltages of between 20 – 110V, (Welding down to 15V)

Upated model, now rated up to 220A.



Made in Britain

5KG spools



Size approx. L=460mm, W170=mm, H=360mm, 6KG approx.

TECFEED 220C Compact light duty

+44 (0)1904 410041

Technical ARC Ltd, Outgang Lane, Osbaldwick, York, UK. YO19 5UP
F: +44 (0)1904 414973 E: sales@technicalarc.co.uk or service@technicalarc.co.uk

TORCHES MIG & TIG

MIG Torch range – air cooled & water cooled- high quality ERGO type

A range of good quality air cooled MIG torches fitted with high temperature American power cable with spring supports at torch & Euro end. Ergo grip handle is made from tough high temp thermoplastic with ball joint at cable entry. Spring loaded trigger pins at Euro end are standard. All torches come with a full set of consumables & liner fitted. TA36 model & 501 model has HD M8 consumables, all have Binzel compatible parts.

AMPS	LENGTH	PART No.
150A	3MTR	TA15-3
150A	4MTR	TA15-4
150A	5MTR	TA15-5
250A	3MTR	TA25-3
250A	4MTR	TA25-4
250A	5MTR	TA25-5
360A	3MTR	TA36-3
360A	4MTR	TA36-4
360A	5MTR	TA36-5
500A Water cooled	4MTR	TA501-4



Trafimet ERGOPLUS MIG Torches – the highest quality possible!

AMPS	LENGTH	PART No.
500A	4M	ERGOPLUS500-4



Other Trafimet ERGOPLUS models available on request.

TIG Torch range air cooled & water cooled – high quality

Our popular range of TIG torches are made with a heat resisting power cable which has more copper than most other torches on the market resulting in cooler operation & a longer life. The torch head is designed for a long life & uses a special rubber to withstand the high temperatures. A 950 style micro switch & switch lead is fitted standard & a rubber outer sheath provides good protection to the cables & lead. This all results in a rugged yet highly flexible range of TIG torches.

Switched torches include an accessory kit of back cap, collet body, collet & ceramic.

TORCH

WP17V-12 12 foot gas valve torch 1 piece, c/w back cap, no switch

WP26V-12 12 foot gas valve torch 1 piece, c/w back cap, no switch

WP9-12 12 foot, 1 piece c/w 950M switch lead, rubber outer sheath

WP9F-12 flexi head 12 foot, 1 piece c/w 950M switch lead, rubber sheath

WP9-25 25 foot, 1 piece c/w 950M switch lead, rubber outer sheath

WP9F-25 flexi head 25 foot, 1 piece c/w 950M switch lead, rubber sheath

WP17-12 12 foot, 1 piece c/w 950M switch lead, rubber outer sheath

WP17F-12 flexi head 12 foot, 1 piece c/w 950M switch lead, rubber sheath

WP17-25 25 foot, 1 piece c/w 950M switch lead, rubber outer sheath

WP17F-25 flexi head 25 foot, 1 piece c/w 950M switch lead, rubber sheath

WP26-12 12 foot, 1 piece c/w 950M switch lead, rubber outer sheath

WP26F-12 flexi head 12 foot, 1 piece c/w 950M switch lead, rubber sheath

WP26-25 25 foot, 1 piece c/w 950M switch lead, rubber outer sheath

WP26F-25 flexi head 25 foot, 1 piece c/w 950M switch lead, rubber sheath

WP20-12 12 foot, w cooled c/w 950M switch lead, rubber outer sheath

WP20F-12 flexi head 12 foot, w cooled c/w 950M switch lead, rubber sheath

WP20-25 25 foot, w cooled c/w 950M switch lead, rubber outer sheath

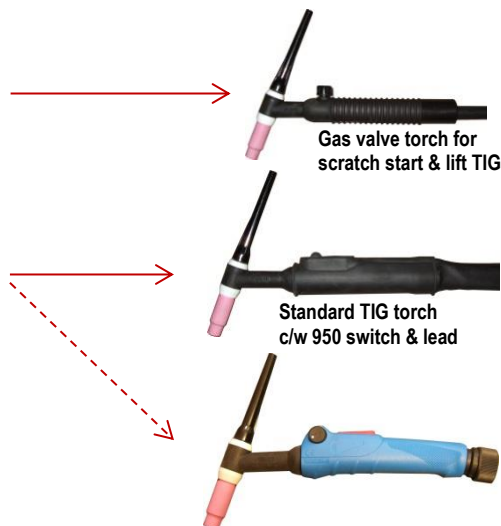
WP20F-25 flexi head 25 foot, w cooled c/w 950M switch lead, rubber sheath

WP18-12 12 foot, w cooled, c/w 950M switch lead, rubber outer sheath

WP18F-12 flexi head 12 foot, w cooled c/w 950M switch lead, rubber sheath

WP18-25 25 foot, w cooled, c/w 950M switch lead, rubber outer sheath

WP18F-25 flexi head 25 foot, w cooled c/w 950M switch lead, rubber sheath



Optional ERGO torch with remote amps control, micro switch & screened cable. Add suffix RM to torch part number

Please confirm machine model or pot value when ordering.

Plug can also be fitted to suit power source.

TIG Torch replacement heads/bodies

WP9	standard head WP9H	flexi head WP9FXH
WP17	standard head WP17H	flexi head WP17FXH
WP26	Standard head WP26H	flexi head WP26FXH
WP20	Standard head WP20H	flexi head WP20FXH
WP18	Standard head WP18H	flexi head WP18FXH



Torch trigger plug fitted to any torch, just add price of plug - free fitting.

TIG Torch zipper covers

12FT zipper	SHZ3012	25FT zipper	SHZ3025
-------------	---------	-------------	---------



TIG Torch power adaptors for gas/water

Small Dinse type 16-25mm – 3/8BSP torch	c/w 300mm hose + 3/8 nut	part No.	GAS2538
Small Dinse type 16-25mm – 3/8BSP torch	c/w 2M hose + 3/8 nut	part No.	GAS25382
Large Dinse type 35-95mm – 3/8BSP torch	c/w 300mm hose + 3/8 nut,	part No.	GAS5038
Large Dinse type 35-95mm – 3/8BSP torch	c/w 300mm hose + male snap fit	part No.	GAS50381
Large Dinse type 35-95mm – 3/8BSP torch	c/w 2M hose + 3/8 nut,	part No.	GAS50382



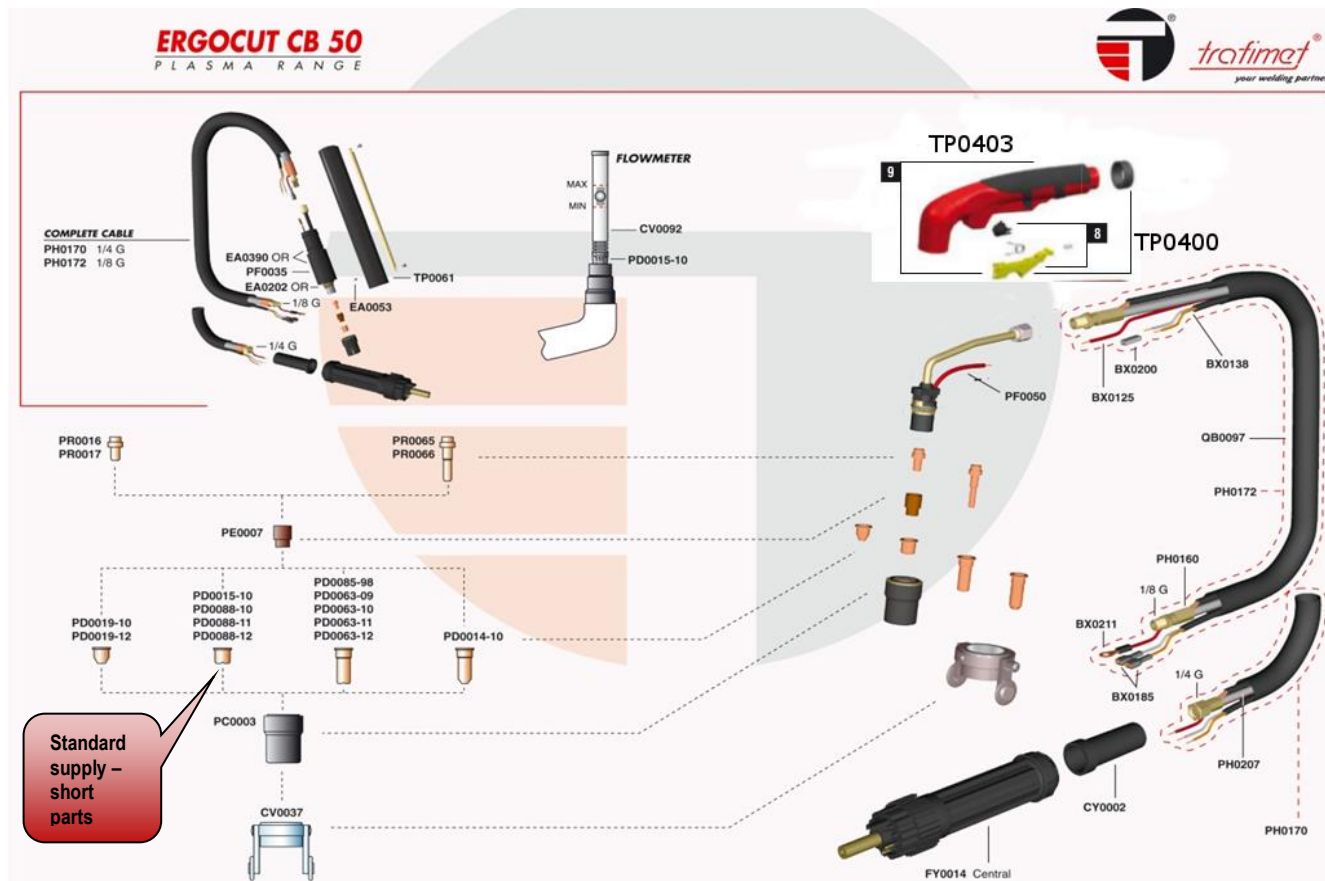
PLASMA CUTTING TORCHES

From 2017/2018 fitted with new Ergo handle & safety trigger

TRAFIMET CB50 ERGO PLASMA TORCH

The Trafimet CB50 torch is a high quality very popular low cost torch which can be fitted to most machines with HF start up to 50 amps. The low cost & easy availability of parts makes it an ideal choice for replacing torches on many different machines. This torch has 100% compatible consumables with the Cebora Prof 50 type torch & is fitted to many different machines including the TECARC 36i, 46i & 56i.

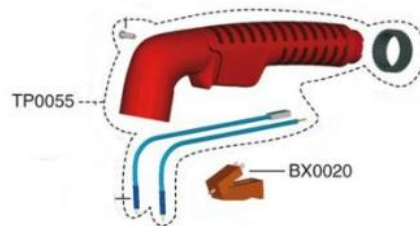
TORCH	LENGTH	AMPERAGE	CONNECTION	PART No.	
CB50 COMPLETE TORCH	6MTR	50A @ 60%	1/8 bsp male	PA1300	(Prof 50 replacement)
CB50 COMPLETE TORCH	6MTR	50A @ 60%	1/4 bsp male	PA1301	
CB50 COMPLETE TORCH	6MTR	50A @ 60%	EURO ADAPTOR	PA1302	



CONSUMABLES AND SPARES

PART No	DESCRIPTION	PACK SIZE
PR0017	C1521-H electrode CB50	10
PE0007	C1510 swirl ring diffuser	1
PD0088-10	C1396 cutting tip 1.0mm long life	10
PD0088-12	C1308 cutting tip 1.2mm long life	10
PC0003	5710121 outer nozzle	1
PR0065	C1518-H long electrode	10
PD0063-10	C1395 long cutting tip 1.0mm long life	10
PD0063-12	ong cutting tip 1.2mm long life	10
PF0050	CB50 TORCH head Trafimet Ergocut	1
BX0020	Torch trigger switch (old type)	1
TP0400	Torch trigger switch kit for TP0403 (new type)	1
TP0055	Handle kit complete (old type)	1
TP0403	Handle kit complete (new type)	1
CV0037	Roller guide	1
CV0036	Circle cutting kit complete CB50 only	1
PH0172	6M torch cable assy complete	1

Old style CB50 handle



Circle cutting kit allows cutting from 100mm to 1330mm diameter holes

Torch heads for old style Cebora type Prof 50 torches

PF0033 C1352 Prof 50 Cebora type black moulded head

Please note this torch head takes the push in electrodes PR0017 & 65 as above.



Free advice on selecting the correct plasma torch to fit your machine, phone our technical dept
We can supply any torch with different end fittings to suit your machine.
We can also fit & test any of our Trafimet plasma torches to your machine

+44 (0)1904 410041

Technical ARC Ltd, Outgang Lane, Osbaldwick, York, UK. Y019 5UP
F: +44 (0)1904 414973 E: sales@technicalarc.co.uk or service@technicalarc.co.uk

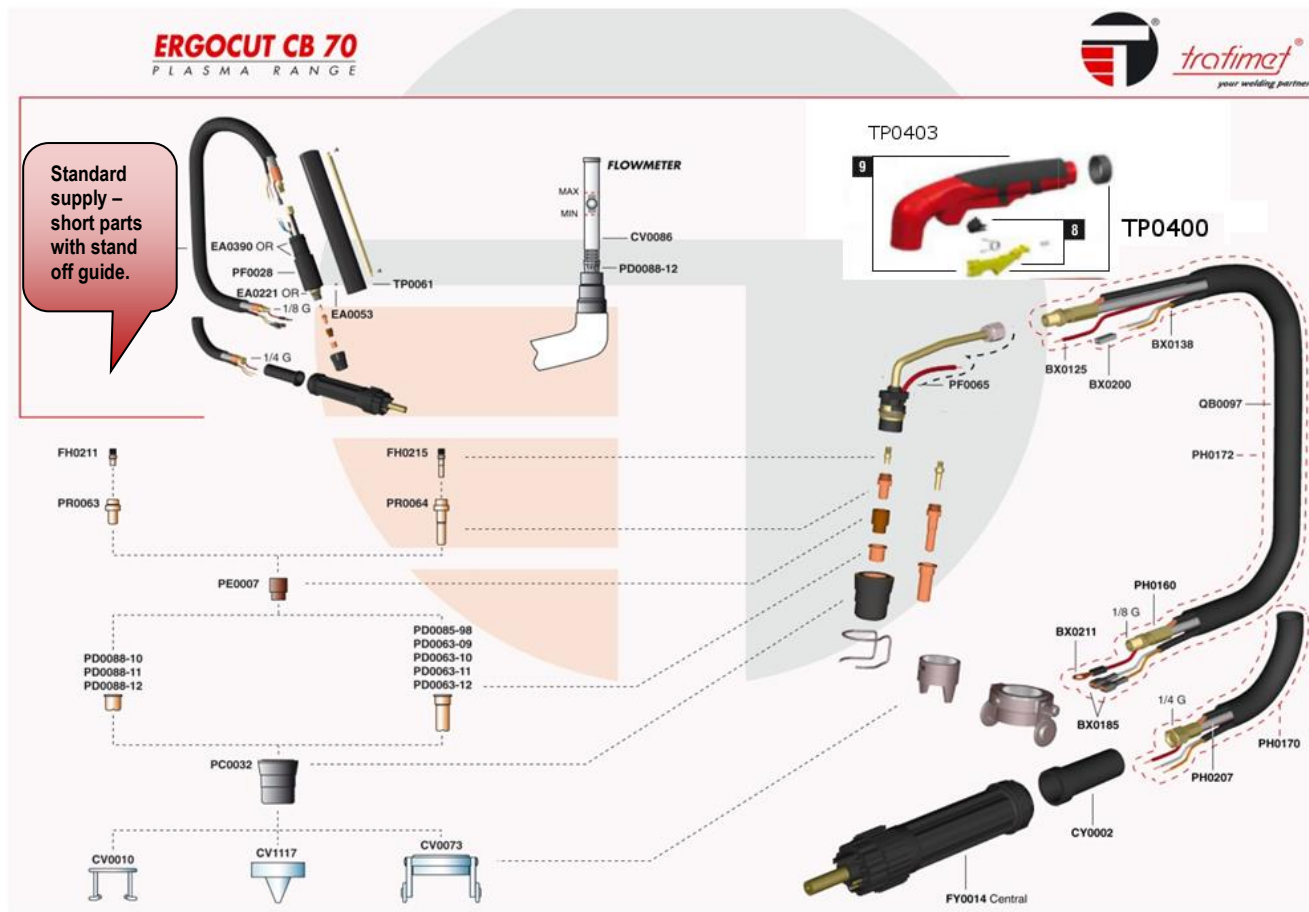
PLASMA CUTTING TORCHES

From 2017/2018 fitted with new Ergo handle & safety trigger

TRAFIMET CB70 ERGO PLASMA TORCH

The Trafimet CB70 torch is a high quality low cost torch which can be fitted to most machines with HF start up to 70 amps. The low cost & easy availability of parts makes it an ideal choice for replacing torches on many different machines. **This torch has 100% compatible consumables with the Cebora Prof 70 type torch & is used by many different manufacturers;** we fit this torch to our TECARC 76i plasma. Suitable for use without a stand off guide up to 50A or 70A with a stand off guide.

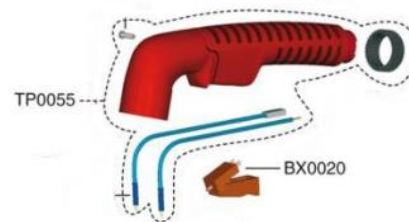
TORCH	LENGTH	AMPERAGE	CONNECTION	PART No.
CB70 COMPLETE TORCH	6MTR	70A @ 60%	1/8 bsp male	PA1320
CB70 COMPLETE TORCH	6MTR	70A @ 60%	1/4 bsp male	PA1321
CB70 COMPLETE TORCH	6MTR	70A @ 60%	EURO ADAPTOR	PA1322



CONSUMABLES AND SPARES

PART No	DESCRIPTION	PACK SIZE.
PR0063	electrode C1402	10
PE0007	swirl ring diffuser C1510	1
PD0088-10	cutting tip 1.0mm long life C1396	10
PD0088-12	cutting tip 1.2mm long life C1308	10
CV0010	guide spring C1394	1
CV1117	2 pin stand off guide	1
CV0073	Roller guide	1
PC0032	outer nozzle 5710171	1
PR0064	long electrode C1403	10
PD0063-10	long cutting tip 1.0mm long life C1395	10
PD0063-12	long cutting tip 1.2mm long life	10
PF0065	CB70 torch head Trafimet type Ergocut	1
BX0020	Torch trigger switch (old type)	1
TP0400	Torch trigger switch kit for TP0403 (new type)	1
TP0055	Handle kit complete (old type)	1
TP0403	Handle kit complete (new type)	1
CV0074	Circle cutting kit complete CB70 only	1
PH0172	6M torch cable assy complete	1
FH0211	Air tube (short consumables)	1
FH0215	Air tube (long consumables)	1

Old style CB70 handle



Circle cutting kit allows cutting from 100mm to 1330mm diameter holes

Torch heads for Cebora type Prof 70 torches

PF0030 C1351 Prof 70 Cebora type black moulded head

Please note this torch head takes the screw in electrodes PR0063 & 64 as above.



PLASMA CUTTING TORCHES

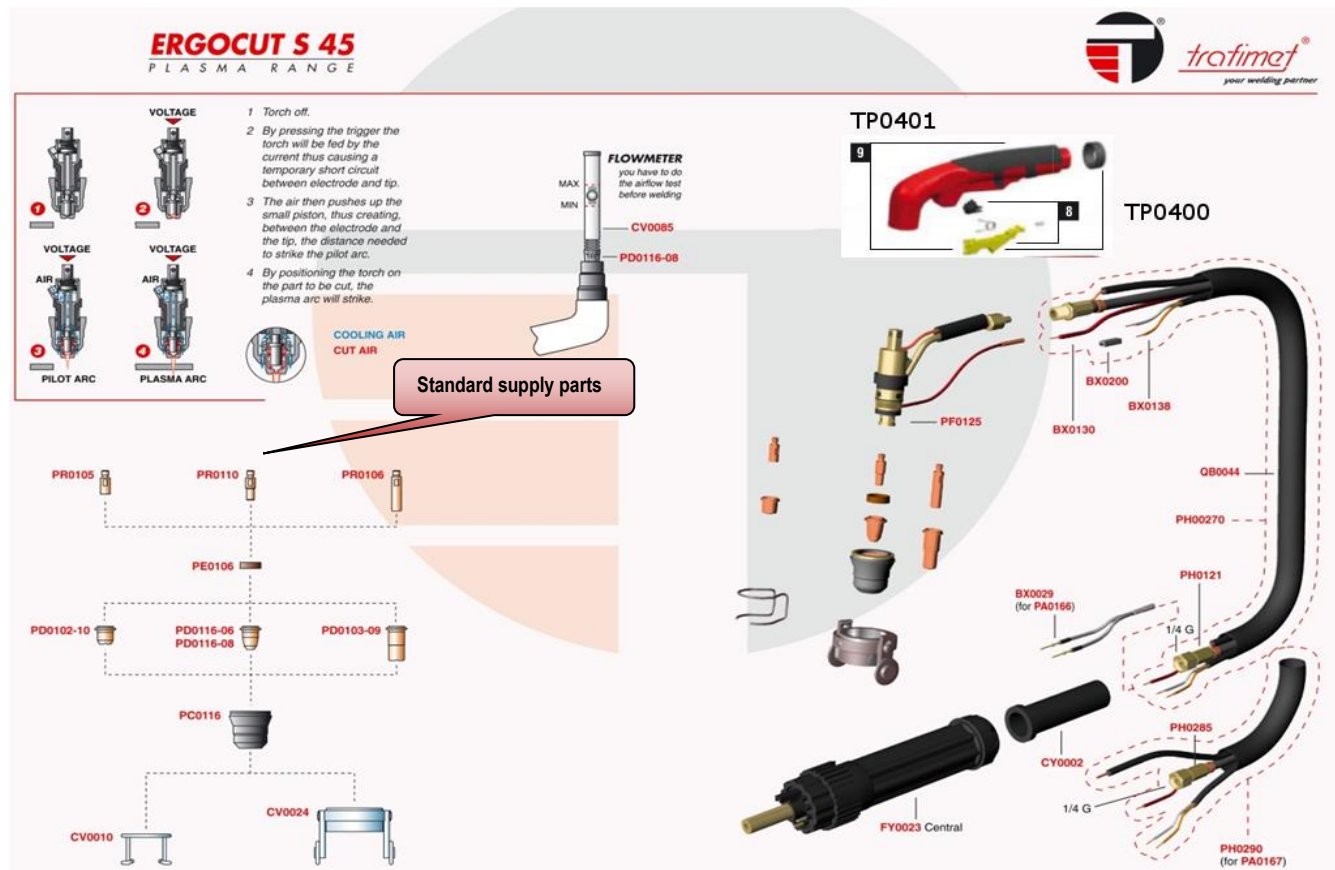
From 2017/2018 fitted with new Ergo handle & safety trigger

TRAFIMET S45 ERGO PLASMA TORCH (also same as S25)

The Trafimet S45 torch is a high quality Non HF torch which can be fitted to most machines with air start up to 45Amps. The low cost & easy availability of parts makes it an ideal choice for replacing torches on many different machines. The S45 torch has a compact head & small consumables so is ideal for more delicate work. This torch is used by many manufacturers including Oerlikon, CEA, Telwin etc it can also be fitted onto 100's of models of machine including Hypertherm, Thermadyne, ESAB, Cebora etc.

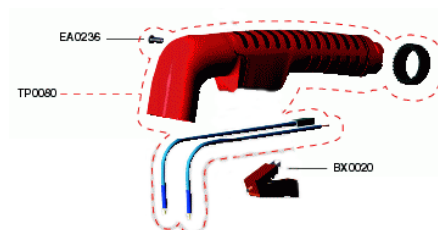
TORCH	LENGTH	AMPERAGE	CONNECTION	PART No.
S45 COMPLETE TORCH	4MTR	40A @ 60%	¼ bsp	PA0167
S45 COMPLETE TORCH	4MTR	40A @ 60%	EURO ADAPTOR	PA0167-EURO

CONSUMABLES AND SPARES



PART No	DESCRIPTION	PACK SIZE.
PR0110	electrode standard	10
PE0106	swirl ring diffuser	1
PD0116-08	cutting tip standard 0.8mm	10
PD0116-06	cutting tip standard 0.6mm	10
PD0102-10	cutting tip short for use with PR0105	10
PD0103-09	long tip long 0.9mm for use with PR0106	10
PR0105	electrode- short	10
PR0106	electrode- long	10
PC0116	outer nozzle	1
CV0010	guide spring	1
CV0024	cutting carriage on wheels	1
PF0125	S45 torch head	1
BX0020	Torch trigger switch (old type)	1
TP0400	Torch trigger switch kit for TP0403 (new type)	1
TP0080	Handle kit complete (old type)	1
TP0401	Handle kit complete (new type)	1
CV0025	Circle cutting kit complete (c/w CV0024)	1

Old style S45 handle kit



Circle cutting kit allows cutting from 100mm to 1330mm diameter holes

Free advice on selecting the correct plasma torch to fit your machine, just phone our technical dept
We can supply any torch with different end fittings to suit your machine.
We can also fit & test any of our Trafimet plasma torches to your machine

+44 (0)1904 410041

Technical ARC Ltd, Outgang Lane, Osbaldwick, York, UK. YO19 5UP
 F: +44 (0)1904 414973 E: sales@technicalarc.co.uk or service@technicalarc.co.uk

PLASMA CUTTING TORCHES

TRAFIMET S65 ERGO PLASMA TORCH – new high performance torch

The S65 torch is a high quality Non HF torch which we fit to our OPTeCUT 45 65 and OXFORD CUTMAKER plasma cutters. This is a higher capacity version of the popular S45 torch & can be fitted to various other machines with air start up to 65 Amps, such as Hypertherm PM45 & PM65, some Victor models etc. Exceptional cutting performance is possible when fitted to a power source designed to work with this torch.

TORCH	LENGTH	AMPERAGE	CONNECTION	PART No.
S65 complete torch with drag parts	6MTR	60A @ 60%	¼ bsp	PAS406D000BA3
S65 complete torch with drag parts	6MTR	60A @ 60%	EURO ADAPTOR	PAS406D004BA3
S65P machine torch	6MTR or 12M	60A @ 60%		

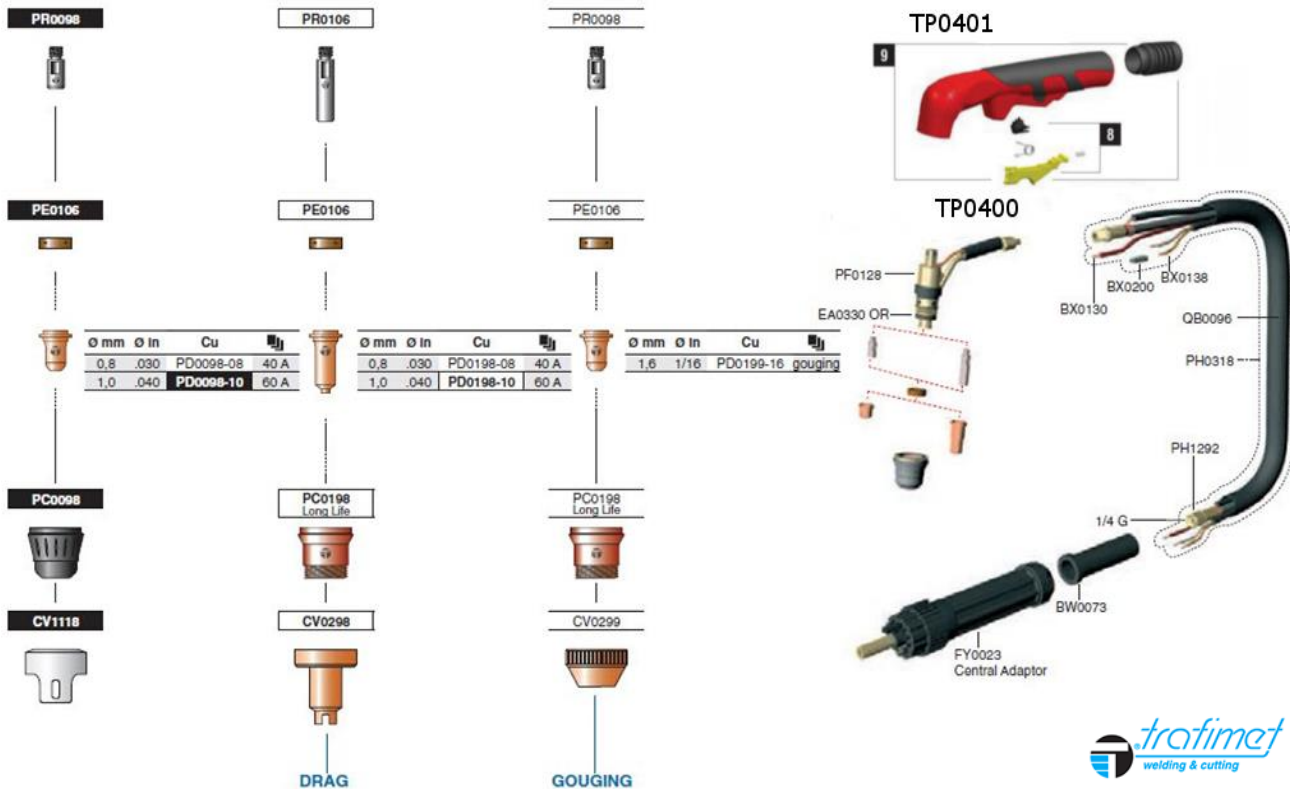


From start of 2017 fitted with new Ergo handle & safety trigger

Standard supply – drag parts

ERGOCUT S 65

trafimetdistribution.com



PART No	DESCRIPTION	PACK SIZE
PR0106	long electrode	10
PD0198-10	long cutting tip 1.0mm	10
PD0198-08	long cutting tip 0.8mm, 'super fine cut'	10
PE0106	swirl ring diffuser	1
PC0198	outer nozzle long life (for long drag consumables & gouging)	1
CV0298	copper drag attachment (for long consumables)	1
PR0098	short electrode	10
PD0098-10	short cutting tip 1.0mm	10
PD0098-08	short cutting tip 0.8mm (40A max fine cut)	10
PD0199-16	short cutting tip 1.6mm (for gouging)	10
PC0098	outer nozzle (for short consumables)	1
CV1118	stand off guide (for short consumables)	1
CV0299	copper gouging shield	1
CV0024	cutting carriage on wheels (for short consumables only)	1
PF0128	S65 torch head	1
BX0020	Torch trigger switch (old type)	1
TP0400	Torch trigger switch kit for TP0403 (new type)	1
TP0080	Handle kit complete (old type)	1
TP0401	Handle kit complete (new type)	1
CV0025	Circle cutting kit complete (c/w CV0024)	1

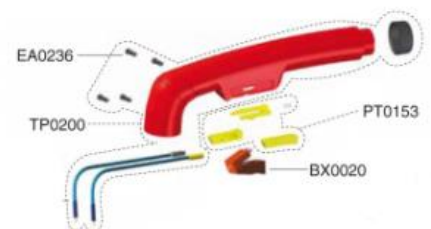
S65P AUTOMATIC MACHINE TORCH SPARES

PF0131	S65P machine torch AUTO straight head	1
--------	---------------------------------------	---

OTHER PARTS

DESCRIPTION	QTY	PART No.
TORCH SIDE EURO ADAPTOR	1	FY0023
MACHINE SIDE EURO ADAPTOR	1	FY0022

Old style S65 handle kit



+44 (0)1904 410041

Technical ARC Ltd, Outgang Lane, Osbaldwick, York, UK. Y019 5UP
F: +44 (0)1904 414973 E: sales@technicalarc.co.uk or service@technicalarc.co.uk

PLASMA CUTTING TORCHES

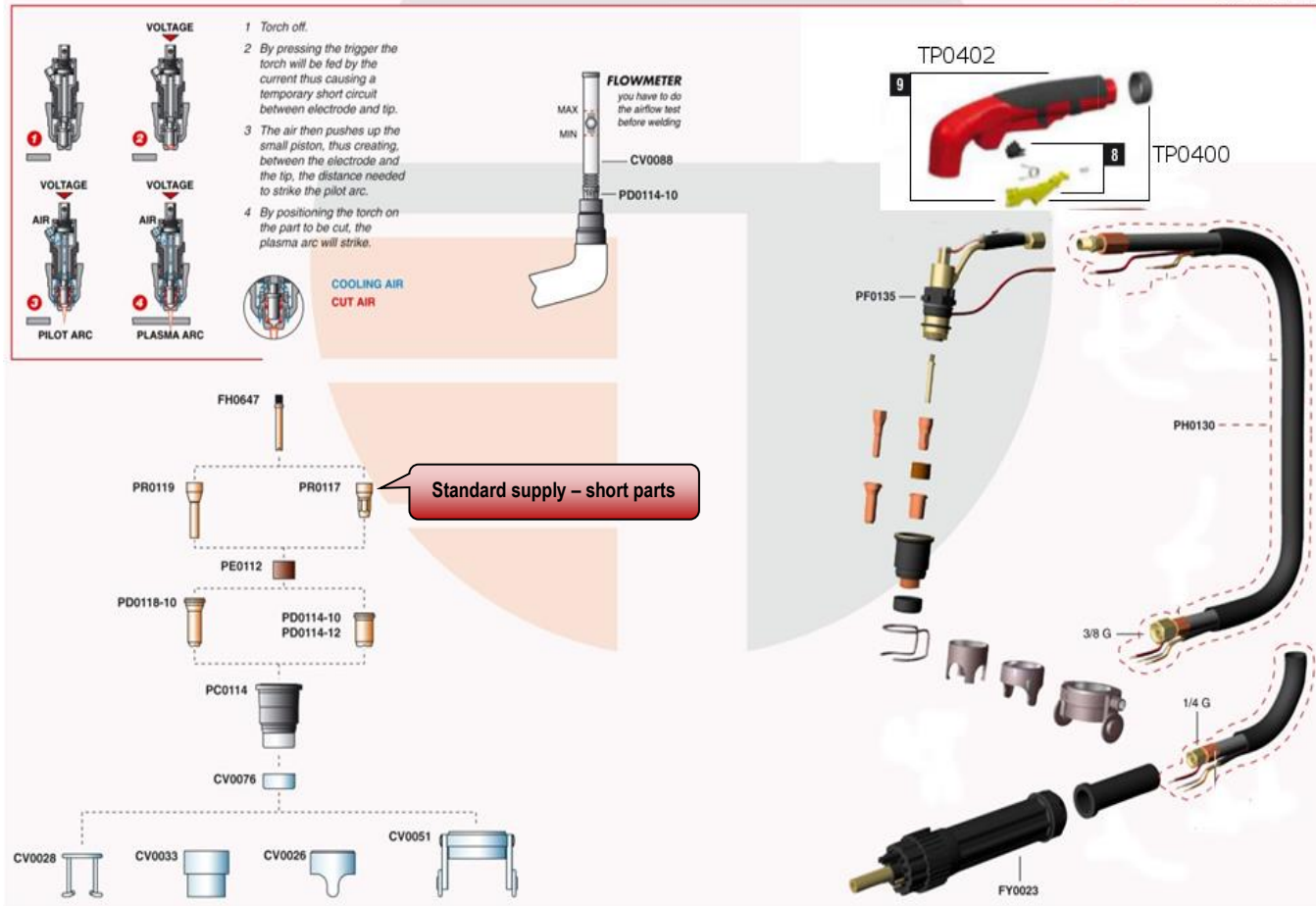
From 2017/2018 fitted with new Ergo handle & safety trigger

TRAFIMET S75 ERGO PLASMA TORCH

The Trafimet S75 torch is a high quality Non HF torch which can be fitted to most machines with air start up to 75Amps. The low cost & easy availability of parts makes it an ideal choice for replacing torches on many different machines. This torch is particularly suitable for some Hypertherm & Thermadyne machines.

TORCH	LENGTH	AMPERAGE	CONNECTION	PART No.
S75 COMPLETE TORCH	6MTR	70A @ 60%	1/4 bsp	PA1606
S75 COMPLETE TORCH	6MTR	70A @ 60%	3/8 bsp	PA1602
S75 COMPLETE TORCH	6MTR	70A @ 60%	EURO ADAPTOR	PA1604

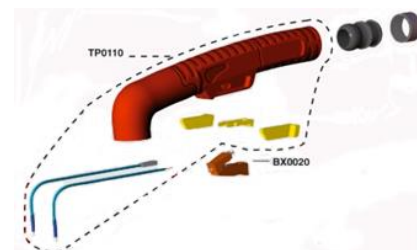
ERGOCUT S 75
PLASMA RANGE



CONSUMABLES AND SPARES

PART No	DESCRIPTION	PACK SIZE.
PR0117	electrode	10
PE0112	swirl ring	1
PD0114-10	cutting tip 1.0mm	10
PD0114-12	cutting tip 1.2mm	10
PC0114	outer nozzle	1
CV0076	nozzle stand off guide	1
CV0028	stand off guide spring	1
CV0026	stand off guide 2 pin	1
CV0033	stand off guide 4 pin	1
CV0051	stand off carriage	1
PF0135	torch head (hand torch)	1
BX0020	Torch trigger switch (old type)	1
FH0647	air tube	1
TP0400	Torch trigger switch (new type)	1
TP0110	Handle kit complete (old type)	1
TP0402	Handle kit complete (new type)	1
CV0052	Circle cutting kit complete	1

Old style S75 handle kit



Circle cutting kit allows cutting from 100mm to 1330mm diameter holes

Free advice on selecting the correct plasma torch to fit your machine, just phone our technical dept.

We can supply any torch with different end fittings to suit your machine.

We can also fit & test any of our Trafimet plasma torches to your machine

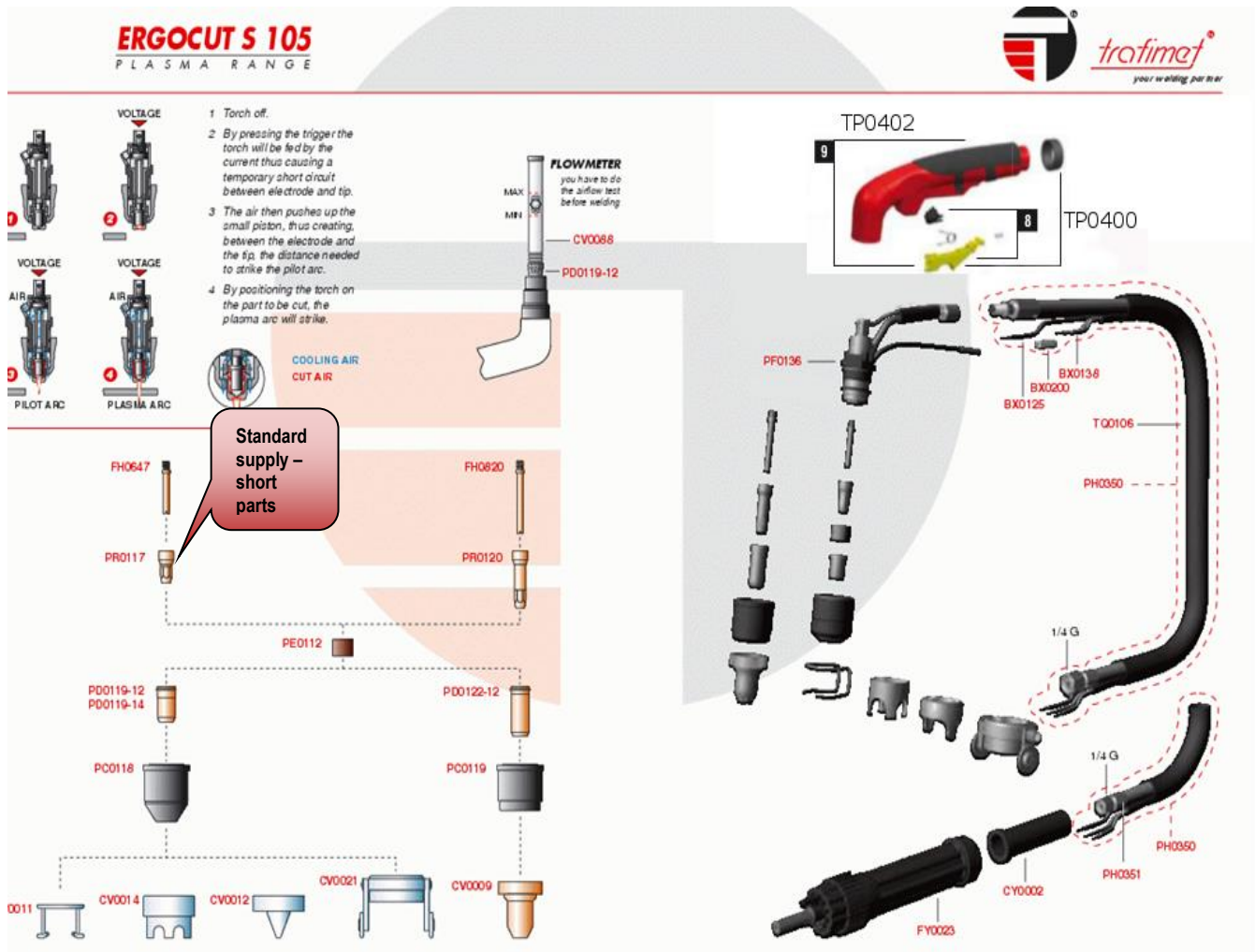
PLASMA CUTTING TORCHES

From 2017/2018 fitted with new Ergo handle & safety trigger

TRAFIMET S105 ERGO PLASMA TORCH

The Trafimet S105 torch is a high quality Non HF torch which can be fitted to most machines with air start up to 105 Amps. The low cost & easy availability of parts makes it an ideal choice for replacing torches on many different machines. This torch is particularly suitable for some larger Hypertherm & Thermadyne machines.

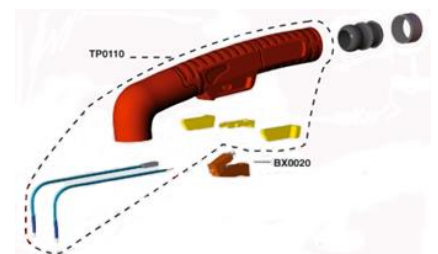
TORCH	LENGTH	AMPERAGE	CONNECTION	PART No.
S105 COMPLETE TORCH	6MTR	100A @ 60%	1/4 bsp	PA1654
S105 COMPLETE TORCH	6MTR	100A @ 60%	EURO ADAPTOR	PA1652



CONSUMABLES AND SPARES

PART No	DESCRIPTION	PACK SIZE
PR0117	short electrode	10
PD0119-12	short cutting tip 1.0mm	10
PD0119-14	short cutting tip 1.4mm	10
PE0112	swirl ring diffuser	1
PC0118	outer nozzle (for short consumables)	1
CV0011	spring stand off guide (for short consumables)	1
CV0009	contact cutting attachment (for long consumables)	1
CV0012	2 pin stand off guide	1
CV0014	4 pin stand off guide	1
CV0021	stand off carriage with wheels	1
PC0119	outer nozzle, long life (for long consumables)	1
PD0122-12	long cutting tip 1.2mm	10
PR0120	long electrode	10
FH0647	air tube (for short consumable)	1
FH0820	air tube (for long consumables)	1
PF0136	S105 torch head	1
BX0020	Torch trigger switch (old type)	1
TP0400	Torch trigger switch (new type)	1
TP0110	Handle kit complete (old type)	1
TP0402	Handle kit complete (new type)	1
CV0022	Circle cutting kit complete (for short consumables only)	1

Old style S105 handle



+44 (0)1904 410041

Technical ARC Ltd, Outgang Lane, Osbaldwick, York, UK. YO19 5UP
F: +44 (0)1904 414973 E: sales@technicalarc.co.uk or service@technicalarc.co.uk

PLASMA CUTTING TORCHES

From 2018 fitted with new Ergo handle & safety trigger

TRAFIMET S125 ERGO PLASMA TORCH

The **NEW** Trafimet S125 torch is a high quality non-HF torch which is fitted to our pre 2017 OPTICUT 95 and 125 range of plasma cutters. Also ideal for many other high capacity air start machines such as Hypertherm, Thermadyne etc. This torch is a higher capacity version of the popular S105 torch. Unique design gives exceptional quality cutting from 40A-125A range & relatively low cost parts.

TORCH	LENGTH	AMPERAGE	CONNECTION	PART No.
S125 COMPLETE TORCH	6MTR	120A @ 60%	¼ bsp	PA2251
S125 COMPLETE TORCH	6MTR	120A @ 60%	EURO ADAPTOR	PA2251-EURO
S125P MACHINE TORCH	6MTR	120A @ 60%	POA	
S125P MACHINE TORCH	12MTR	120A @ 60%	POA	

Spare and wear parts

trafimetdistribution.com

ERGOCUT S 125

Standard supply – short parts (Short parts give best performance)

Parts: FH0979, PR0179, PE0179, PC0179 Long Life, CV0229

Ø	Cu	A
1.3	PD0179-13	80 A
1.4	PD0179-14	100 A
1.5	PD0179-15	120 A

Parts: FH0980, PR0279, PE0179, PC0279 Long Life, CV0279

Ø	Cu	A
1.3	PD0279-13	80 A
1.4	PD0279-14	100 A
1.5	PD0279-15	120 A

DRAG

TP0402, TP0400, PF0138, EA0223 OR, BX0125, BX0138, QB0164, PH0450, 1/4 G, CY0036, PH0361, CY0035, FY0023 Central Adaptor

DRAG **STANDARD**

CONSUMABLES AND SPARES

PART No	DESCRIPTION	PACK SIZE
PR0179	short electrode	10
PE0179	swirl ring diffuser	1
PD0179-13	short cutting tip 1.3mm	10
PD0179-15	short cutting tip 1.5mm	10
PC0179	outer nozzle (for short consumables)	1
CV0229	stand off guide (for short consumables)	1
CV0021	cutting carriage on wheels (for short consumables only)	1
PR0279	long electrode	10
PD0279-13	long cutting tip 1.3mm	10
PD0279-15	long cutting tip 1.5mm	10
PC0279	outer nozzle (for long drag consumables)	1
CV0279	copper drag attachment (for long consumables)	1
PF0138	S125 torch head	1
BX0020	Torch trigger switch (old type)	1
TP0400	Torch trigger switch (new type)	1
TP0110	Handle kit complete (old type)	1 pair
TP0402	Handle kit complete (new type)	1
FH0980	air tube (for short consumables)	1
FH0979	air tube (for short consumables)	1
CV0022	Circle cutting kit complete (for short consumables only)	1

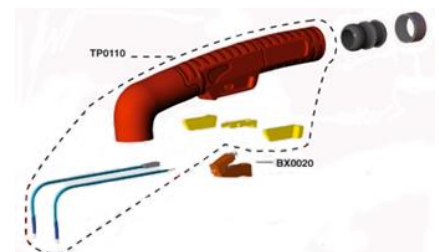
S125P MACHINE TORCH SPARES

PF0133	S125P machine torch head	POA
--------	---------------------------------	-----

OTHER PARTS

DESCRIPTION	QTY	PART No.
TORCH SIDE EURO ADAPTOR	1	FY0023
MACHINE SIDE EURO ADAPTOR	1	FY0022

Old style S125 handle



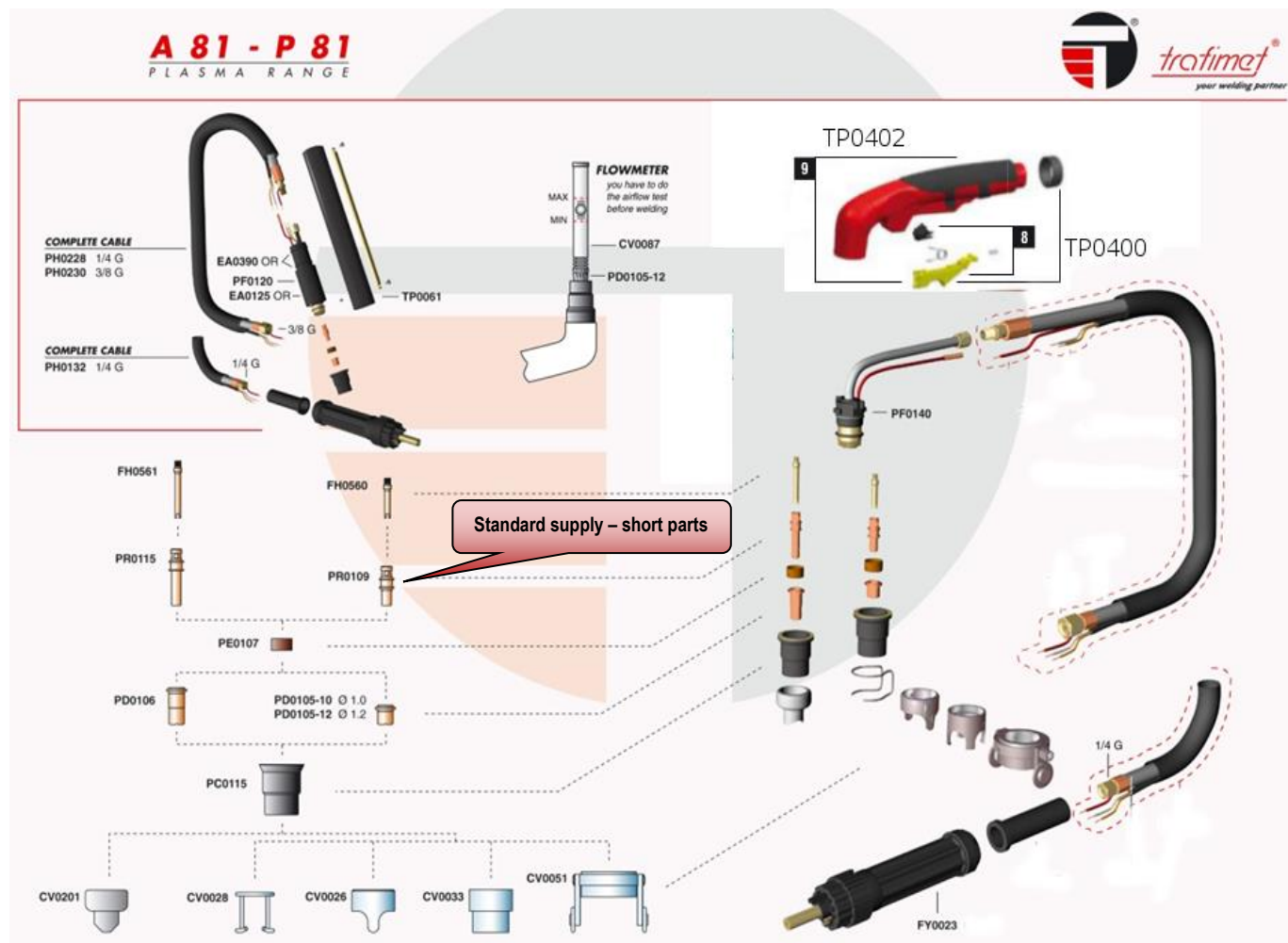
PLASMA CUTTING TORCHES

From 2017/2018 fitted with new Ergo handle & safety trigger

TRAFIMET A81 ERGO PLASMA TORCH

The Trafimet A81 torch is a high quality HF torch which can be fitted to most machines with HF start up to 80 Amps. The low cost & easy availability of parts makes it an ideal choice for replacing torches on many different machines.

TORCH	LENGTH	AMPERAGE	CONNECTION	PART No.
A81 COMPLETE TORCH	6MTR	80A @ 60%	1/4 bsp	PA1404
A81 COMPLETE TORCH	6MTR	80A @ 60%	EURO ADAPTOR	PA1402
A81 COMPLETE TORCH	6MTR	80A @ 60%	3/8 bsp	PA1400
A81 COMPLETE TORCH	6MTR	80A @ 60%	M14x1	PA1405



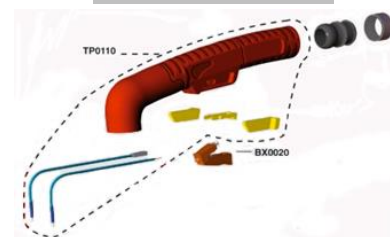
CONSUMABLES AND SPARES

PART No	DESCRIPTION	PACK SIZE.
PR0109	Electrode long life	10
PE0107	swirl ring diffuser	1
PD0105-10	cutting tip 1.0mm	10
PD0105-12	cutting tip 1.2mm	10
PC0115	outer nozzle	1
CV0028	stand off guide spring	1
CV0026	stand off guide 2 pin	1
CV0033	stand off guide 4 pin	1
CV0051	stand off carriage	1
PF0140	A81 torch head	1
BX0020	Torch trigger switch (old type)	1
TP0400	Torch trigger switch (new type)	1
TP0110	Handle kit complete (old type)	1
TP0402	Handle kit complete (new type)	1
CV0052	Circle cutting kit complete (c/w CV0051)	1
FH0560	air tube	1

OTHER PARTS

DESCRIPTION	QTY	PART No.
TORCH SIDE EURO ADAPTOR	1	FY0023
MACHINE SIDE EURO ADAPTOR	1	FY0022

Old style A81 handle kit



Circle cutting kit allows cutting from 100mm to 1330mm diameter holes

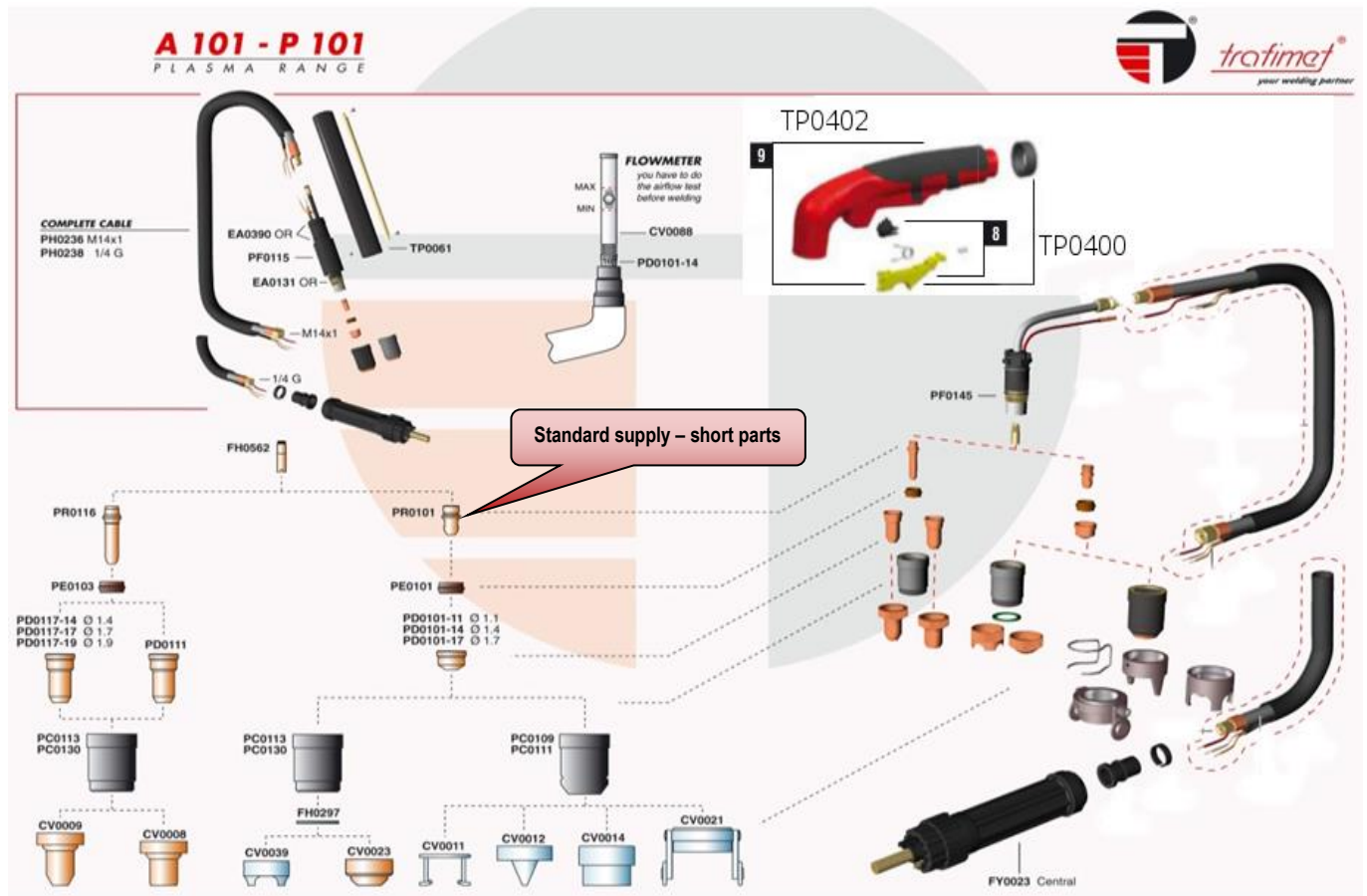
PLASMA CUTTING TORCHES

From 2017/2018 fitted with new Ergo handle & safety trigger

TRAFIMET A101 ERGO PLASMA TORCH

The A101 torch is a workhorse of a torch & is fitted to 1000s of machines. This is a quality HF start torch & can be fitted to most HF machines up to 100/110A Amps. The low cost & easy availability of parts makes it an ideal choice. This is fitted to our older TECARC plasma machines such as 1000T.

TORCH	LENGTH	AMPERAGE	CONNECTION	PART No.
A101 COMPLETE TORCH	6MTR	100A @ 60%	1/4 bsp	PA1454
A101 COMPLETE TORCH	6MTR	100A @ 60%	EURO ADAPTOR	PA1452
A101 COMPLETE TORCH	6MTR	100A @ 60%	M14x1	PA1450



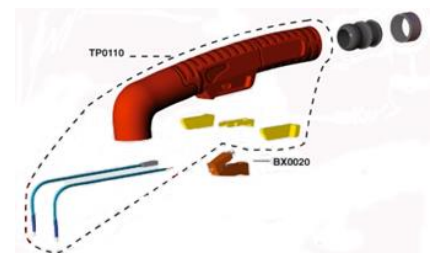
CONSUMABLES AND SPARES

PART No	DESCRIPTION	PACK SIZE.
PD0101-14	cutting tip 1.4mm	10
PD0101-17	cutting tip 1.7mm	10
PD0101-19	cutting tip 1.9mm	10
PD0101-30	gouging tip 3.0mm	10
PR0101	electrode	10
PR0116	long electrode	10
PE0101	swirl ring diffuser standard	1
PE0103	swirl ring diffuser for long electrode & tip	1
PD0117-14	long cutting tip 1.4mm	10
PD0117-17	long cutting tip 1.7mm	10
PC0109	standard outer nozzle A101 only	1
PC0113	contact cutting nozzle A101 only	1
FH0297	insulator for contact cutting nozzle	1
CV0023	contact cut attach standard consumables	1
CV0008	contact cut attach long consumables low amp	1
CV0009	contact cut attach long consumables hi amps	1
CV0011	stand off guide spring	1
CV0012	2 pin stand off guide	1
CV0014	4 pin stand off guide	1
CV0021	stand off carriage with wheels	1
CV0022	circle cutting kit	1
PF0145	A101 torch head	1
BX0020	Torch trigger switch (old type)	1
TP0400	Torch trigger switch (new type)	1
TP0110	Handle kit complete (old type)	1
TP0402	Handle kit complete (new type)	1

P101 MACHINE TORCH SPARES

Other parts	QTY	PART No.
TORCH SIDE EURO ADAPTOR	1	FY0023
MACHINE SIDE EURO ADAPTOR	1	FY0022

Old style A101 handle



Circle cutting kit allows cutting from 100mm to 1330mm diameter holes

PLASMA CUTTING TORCHES

From 2017/2018 fitted with new Ergo handle & safety trigger

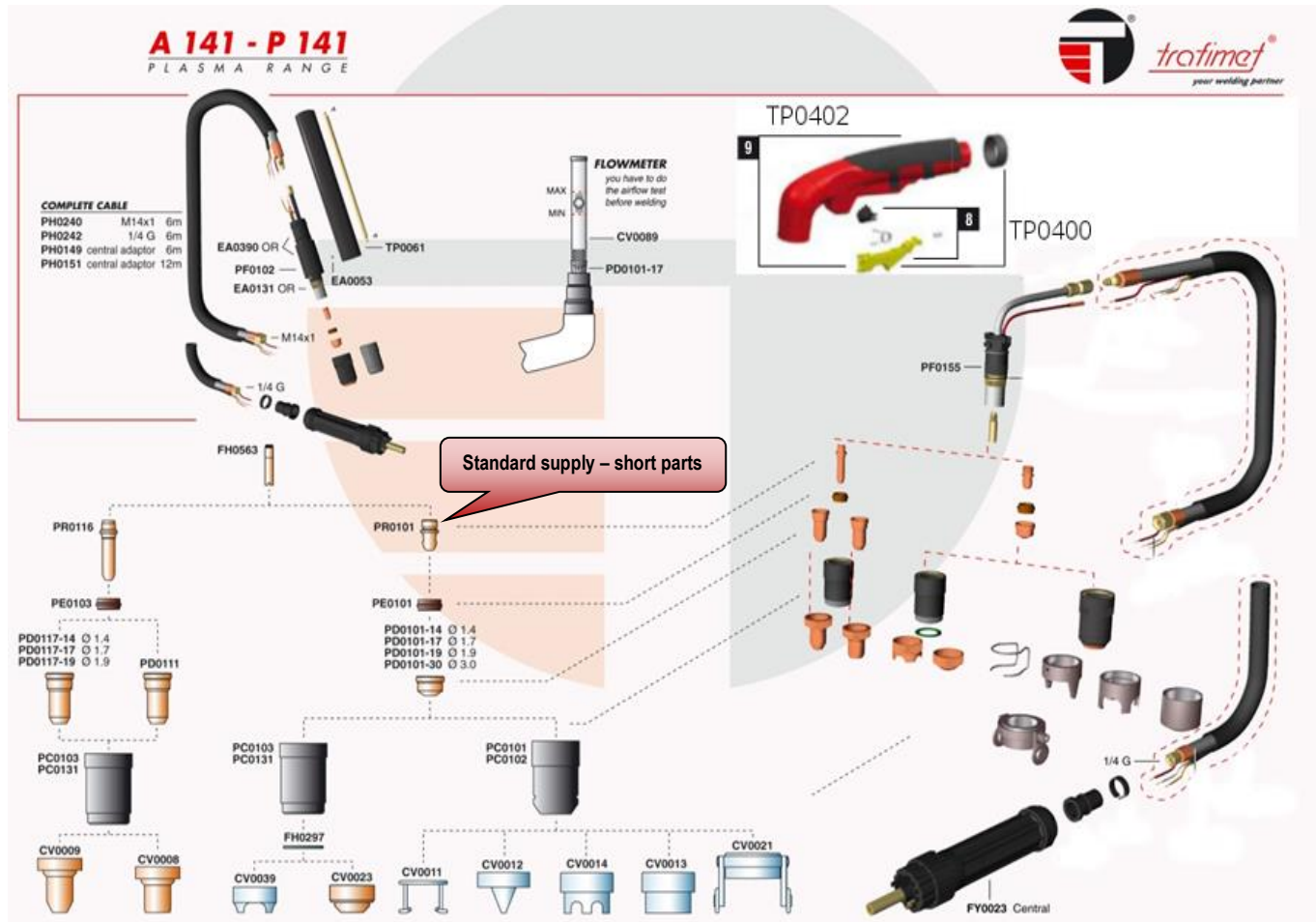
TRAFIMET A141 ERGO PLASMA TORCH

The A141 torch is a real workhorse of a torch & is fitted to 1000s of machines. This is a quality HF start torch suitable for most HF machines up to 140/150A. This is fitted to some of our TECARC plasma machines over 100A. The low cost & easy availability of parts makes it an ideal choice.

TORCH	LENGTH	AMPERAGE	CONNECTION	PART No.
A141 COMPLETE TORCH	6MTR	140A@60%	1/4 bsp	PA1502
A141 COMPLETE TORCH	6MTR	140A@60%	EURO ADAPTOR	PA1504
A141 COMPLETE TORCH	6MTR	140A@60%	M14x1 female	PA1500
P141 MACHINE TORCH AUTO	6MTR	140A@60%	EURO ADAPTOR	PA0145

(Other fittings also available on P141)

P141 machine heads stocked, see below.



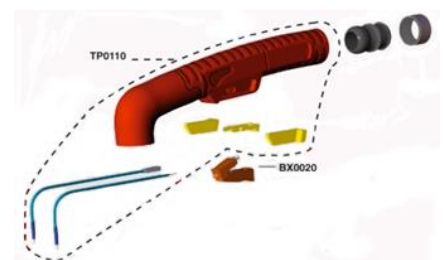
CONSUMABLES AND SPARES

PART No	DESCRIPTION	PACK SIZE
PD0101-14	cutting tip 1.4mm	10
PD0101-17	cutting tip 1.7mm	10
PD0101-19	cutting tip 1.9mm	10
PD0101-30	gouging tip 3.0mm	10
PR0101	electrode	10
PR0116	long electrode	10
PE0101	swirl ring diffuser standard	1
PE0103	swirl ring diffuser for long electrode & tip	1
PD0117-14	long cutting tip 1.4mm	10
PD0117-17	long cutting tip 1.7mm	10
PC0101	standard outer nozzle A141	1
PC0103	Contact cutting nozzle A141	1
FH0297	insulator for contact cutting nozzle	1
CV0023	contact cut attach standard consumables	1
CV0008	contact cut attach long consumables low amp	1
CV0009	contact cut attach long consumables hi amps	1
CV0011	stand off guide spring	1
CV0012	2 pin stand off guide	1
CV0014	4 pin stand off guide	1
CV0021	stand off carriage with wheels	1
CV0022	circle cutting kit	1
PF0155	A141 torch head	1
BX0020	Torch trigger switch (old type)	1
TP0400	Torch trigger switch (new type)	1
TP0110	Handle kit complete (old type)	1
TP0402	Handle kit complete (new type)	1

P141 MACHINE TORCH SPARES

PF0102	P141 machine torch head	1
--------	-------------------------	---

Old style A141 handle



Circle cutting kit allows cutting from 100mm to 1330mm diameter holes

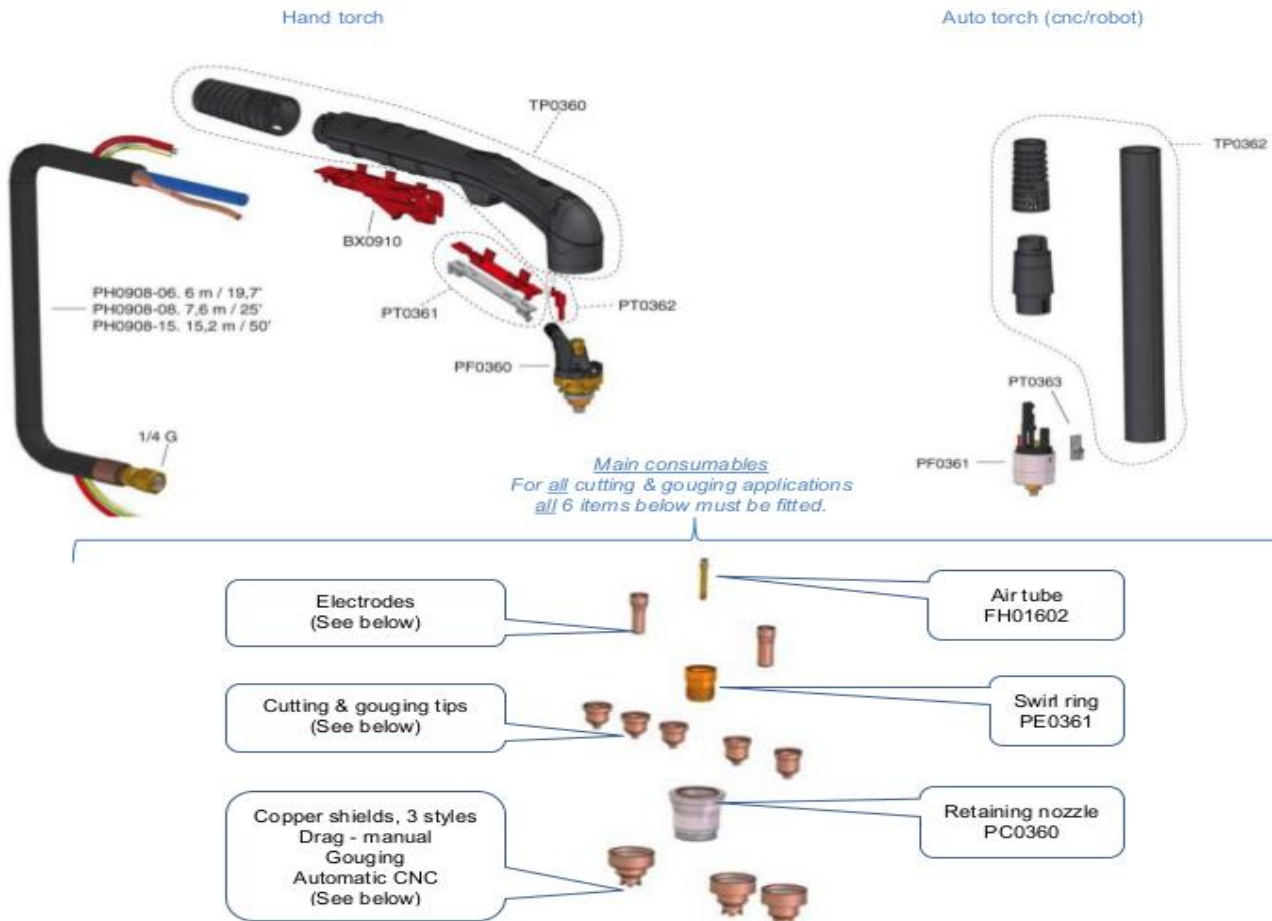
PLASMA CUTTING TORCHES

TRAFIMET Z TORCH ERGO PLASMA TORCH

The **NEW** Trafimet Z torch is a high quality Non HF torch which we fit to our new range of OPTeCUT 95, 125 & 140 plasma cutters. The unique design of this torch gives exceptional cutting performance and long consumable life when used on a power source designed for this torch. The torch requirements are different from most other plasma torches so we suggest contact us for technical guidance before purchasing for use on any power source other than our TECARC OPTeCUT models.

TORCH	LENGTH	PART No.
Z TORCH COMPLETE, manual hand torch	6M	PAZ006D-000-FA3
Z TORCH COMPLETE, manual hand torch	15M	PAZ015D-000-FA3
Z TORCH COMPLETE, Automatic machine torch	15M	PAZ008P-000-PA3
Z TORCH COMPLETE, Automatic machine torch	15M	PAZ011P-000-PA3

**Other length
torches on request**



CONSUMABLES AND SPARES

PART No	DESCRIPTION	PACK SIZE (min qty).
PR0361	electrode – 90A-130A (high current) for hand & automatic cutting & gouging	5
PR0360	electrode – 40A-80A (low current) for hand & automatic cutting & gouging	5
PD0363-17	cutting tip 1.7mm 130A long life (high current), for use with PR0361	5
PD0363-15	cutting tip 1.5mm 110A long life (high current), for use with PR0361	5
PD0363-12	cutting tip 1.2mm 80A long life (low current), for use with PR0360	5
PD0370-22	cutting tip 2.2mm 130A long life (high current), for use with PR0361	5
PD0370-20	cutting tip 2.0mm 110A long life (high current), for use with PR0361	5
PD0370-18	cutting tip 1.8mm 80A long life (low current), for use with PR0360	5
PE0361	swirl ring diffuser, used for all cutting & gouging	1
PC0360	outer nozzle	1
CV0367	Drag copper shield, 110/130A, long life, high current for manual cutting.	1
CV0374	Drag copper shield, 80A, long life, low current for manual cutting.	1
CV0373	Drag copper shield, 60A, long life, low current for manual cutting.	1
CV0372	Gouging copper shield, 130A, high current for manual gouging.	1
CV0371	Gouging copper shield, 110A, high current for manual gouging.	1
CV0370	Gouging copper shield, 80A, low current for manual gouging.	1
CV0366	Auto copper shield, 110/130A, high current for automatic CNC / Robotic cutting.	1
CV0368	Auto copper shield, 80A, low current for automatic CNC / Robotic cutting.	1
FH01602	air tube	1
PF0360	Z torch head	1
BX0910	Torch trigger switch	1
PT0361	Torch trigger mechanism	1
TP0360	Handle kit complete	1
CV0395	Circle cutting kit complete (for short consumables only)	1
PF0361	Z machine torch head	1

WIRE FEED SYSTEMS & SPARES

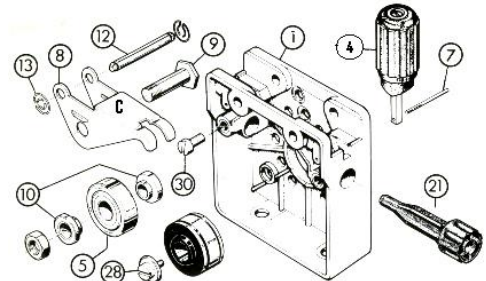
Original range – Superior Swiss made drive systems

(F2, F2G, F4, F4G Technical arc feeders) Also Murex, Sterling, Portamig, Arctec, Camarc, Esab, Oerlikon, Saf, etc

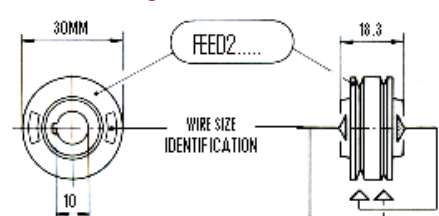
ITEM	PART	PART No
1.	2 ROLL WIRE FEED SYSTEM (c/w roller) (FEEDPLATE 2)	FEEDSYS200
2.	2 ROLL GEARED WIRE FEED SYSTEM (c/w roller) (FEEDPLATE2G)	FEEDSYS200G
3.	4 ROLL WIRE FEED SYSTEM (c/w rollers) (FEEDPLATE4)	FEEDSYS400
4.	4 ROLL GEARED WIRE FEED SYSTEM (c/w rollers) (GEARED TOP ROLLERS)	FEEDSYS400G
1.	2 ROLL PLATE ONLY NO PARTS	FEEDSYS01
2.	4 ROLL PLATE ONLY NO PARTS	FEEDSYS02

RC	PART	PART No.
0D	PRESSURE ARM COMPLETE (NON GEARED)	FEEDSYSRC
4.	PRESSURE ARM COMPLETE (GEARED)	FEEDSYS0D
5.	PRESSURE DEVICE	FEEDSYS04
7.	BEARING PRESSURE ROLL (FOR NON GEARED FEED PLATES)	FEEDSYS05
8.	LOCATING PIN (PRESSURE DEVICE)	FEEDSYS07
9.	PRESSURE ARM ONLY	FEEDSYS08
10.	AXLE SHAFT - PRESSURE ROLL (NON GEARED)	FEEDSYS09
11.	SPACER	FEEDSYS10
12.	NUT	FEEDSYS11
13.	LOCATING PIN (PRESSURE ARM)	FEEDSYS12
14.	CIRCLIP	FEEDSYS13
15.	SPACER TUBE (PRESSURE ARM)	FEEDSYS14
16.	SPRING (PRESSURE ARM)	FEEDSYS15
17.	GEARED ADAPTER	FEEDSYS16
18.	AXLE SHAFT - PRESSURE ROLL (GEARED)	FEEDSYS17
19.	CIRCLIP (PRESSURE ROLL AXLE)	FEEDSYS18
20.	PLAIN PRESSURE ROLL (FOR GEARED PRESSURE ARMS)	FEEDSYS20
21.	KNURLED PRESSURE ROLL (FOR GEARED PRESSURE ARMS)	FEEDSYS20K
22.	INLET GUIDE	FEEDSYS21
23.	INTERMEDIATE GUIDE 0.6-1.6mm wire	FEEDSYS22
24.	GEARED ADAPTER (FEED ROLL)	FEEDSYS23
25.	LOCATING SCREW (FEED ROLL)	FEEDSYS25
26.	AXLE SHAFT (GEARED ADAPTER / FEED ROLL)	FEEDSYS26
27.	WASHER	FEEDSYS27
28.	RETAINING SCREW	FEEDSYS28
29.	MAIN DRIVE GEAR	FEEDSYS29
30.	SCREW	FEEDSYS30
32.	INSULATOR KIT	FEEDSYS32

2 roll non geared feed system

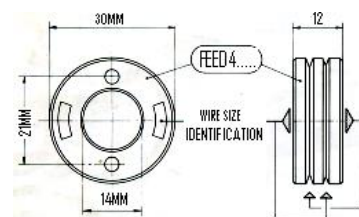


2 roll non geared roller sizes



Wire feed
motors page 52

4 roll & 2 roll geared roller sizes



WIRE FEED ROLLERS – TO FIT THE ABOVE FEED SYSTEMS

To fit our F2-F4 range of feeders & Murex, Sterling, Portamig, Arctec, Camarc, Esab, Oerlikon, Saf, etc

TYPE	GROOVE	SIZE	PART No
2 ROLL	V GROOVE	0.6MM - 0.8MM	FEED2V0608
2 ROLL	V GROOVE	0.8MM - 1.0MM	FEED2V0810
2 ROLL	V GROOVE	1.0MM - 1.2MM	FEED2V1012
2 ROLL	U GROOVE	1.0MM - 1.2MM	FEED2U1012
2 ROLL	U GROOVE	1.2MM - 1.6MM	FEED2U1216
2 ROLL	KNURLED	1.0/1.2MM - 1.4/1.6MM	FEED2K1016
4 ROLL / 2 ROLL GEARED	V GROOVE	0.6MM - 0.8MM	FEED4V0608
4 ROLL / 2 ROLL GEARED	V GROOVE	0.8MM - 1.0MM	FEED4V0810
4 ROLL / 2 ROLL GEARED	V GROOVE	1.0MM - 1.2MM	FEED4V1012
4 ROLL / 2 ROLL GEARED	V GROOVE	1.2MM - 1.6MM	FEED4V1216
4 ROLL / 2 ROLL GEARED	U GROOVE	1.0MM - 1.2MM	FEED4U1012
4 ROLL / 2 ROLL GEARED	U GROOVE	1.2MM - 1.6MM	FEED4U1216
4 ROLL / 2 ROLL GEARED	U GROOVE	2.4MM - 3.2MM	FEED4U2432
4 ROLL / 2 ROLL GEARED	KNURLED	1.0 / 1.2MM - 1.4 / 1.6MM	FEED4K1016
4 ROLL / 2 ROLL GEARED	KNURLED	1.4 / 1.6MM - 2.0 / 2.4MM	FEED4K1424

U GROOVED ROLLERS ARE FOR DRIVING SOFT ALUMINUM WIRE. V GROOVED ROLLERS ARE FOR DRIVING HARD WIRE. KNURLED ROLLERS ARE FOR DRIVING FLUX CORED WIRE.

+44 (0)1904 410041

Technical ARC Ltd, Outgang Lane, Osbaldwick, York, UK. YO19 5UP
F: +44 (0)1904 414973 E: sales@technicalarc.co.uk or service@technicalarc.co.uk

WIRE FEED SYSTEMS & SPARES

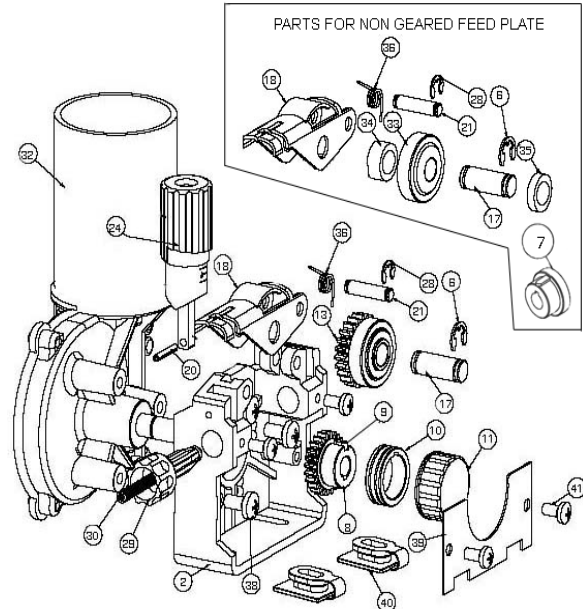
ECO range 2 roll & 4 roll quality wire drive systems

F20, F20G, F40, F40G Technical arc feeders Also Thermal arc, Hobart, Oerlikon, Bester, etc very popular range.

2 roll wirefeed systems & spares

ITEM	DESCRIPTION - complete feed plates with all drive parts except motor	PART NO
2 ROLL FEED SYSTEM	Rugged cast aluminum drive plate complete with all parts as below	FEC2003
2 ROLL GEARED FEED SYSTEM	Rugged cast aluminum drive plate complete with all parts as below (geared)	FEC2004

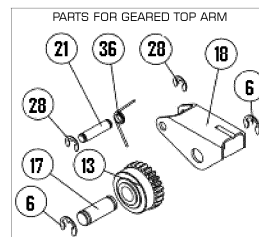
ITEM	DESCRIPTION - SPARES	PART NO
2)	2 ROLL PLATE ONLY - METAL	FEC2002
5)	WOODRUFF KEY FOR MOTOR	FEC2005
6)	CIRCLIP FOR PRESS ROLL AXLE	FEC2006
7)	PLASTIC ADAPTOR FOR ROLLER TO SIT ON	FEC2007
8)	MAIN DRIVE GEAR FOR MOTOR SHAFT	FEC2008
9)	PARALLEL KEY FOR ITEM 8 + 53	FEC2009
11)	FIXING CAP FOR ROLLERS	FEC2011
13)	PRESS ROLL/ GEAR ASSY	FEC2013
17)	PRESS ROLL AXLE	FEC2017
18)	PRESSURE ARM ONLY	FEC2018
18A)	PRESS ARM COMP 2 ROLL NON GEARED	FEC2018A
18B)	PRESS ARM COMP 2 ROLL GEARED	FEC2018B
20)	SPRING TYPE STRAIGHT PIN	FEC2020
21)	AXLE (FOR PRESSURE ARM)	FEC2021
23)	PLASTIC MOULDED DISTANCE PIECE	FEC2023
24)	PRESSURE DEVICE COMPLETE	FEC2024
28)	CIRCLIP	FEC2028
29)	INLET GUIDE	FEC2029
30)	SPRING GUIDE	FEC2030
33)	PRESS ROLL 2 ROLL NON GEARED	FEC2033
34)	SPACER 2 ROLL NON GEARED	FEC2034
35)	SPACER 2 ROLL NON GEARED	FEC2035
36)	SPRING FOR PRESS ARM	FEC2036
37)	SCREW	FEC2037
38)	SCREW	FEC2038
39)	GUARD	FEC2039
40)	KIT-2 OF EACH INSULATOR	FEC2040
41)	SCREW	FEC2041
53)	FEED ROLL ADAPTOR (NON GEARED)	FEC2053



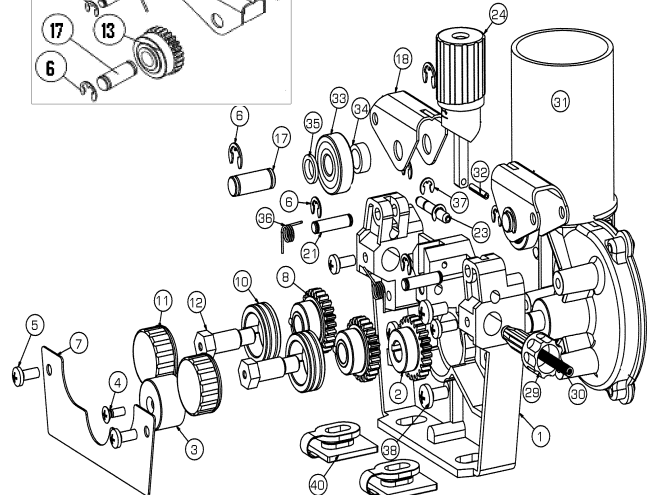
4 roll wirefeed systems and spares

ITEM	DESCRIPTION - complete feed plates with all drive parts except motor	PART NO
A) 4 ROLL STANDARD	(metal plate) drive system c/w all rollers and gears etc (no motor)	FEC24001
B) 4 ROLL GEARED	(metal plate) drive system c/w all rollers and gears etc (no motor)	FEC24002

ITEM	DESCRIPTION - SPARES	PART NO
1)	FEED PLATE WITHOUT GEARS/ROLLERS	FEC4001
2)	MAIN DRIVE GEAR FOR MOTOR SHAFT	FEC4002
3)	FIXING CAP FOR ABOVE	FEC4003
4)	SCREW FOR ABOVE M4X12	FEC4004
5)	SCREW	FEC4005
6)	CIRCLIP FOR PRESS ROLL AXLE (4 REQ)	FEC4006
7)	GUARD	FEC4007
8)	GEARED ADAPTOR FOR FEED ROLLS	FEC4008
9)	PARALLEL KEY FOR ITEM 8	FEC4009
11)	FIXING CAP FOR ROLLERS (2 REQ)	FEC4011
12)	AXLE SHAFT FOR GEARED ADAPTORS	FEC4012
13)	PRESS ROLL c/w GEAR & bush	FEC4013
17)	PRESS ROLL AXLE (2 REQ)	FEC4017
18)	PRESS ARM ONLY (2 REQ)	FEC4018
18A)	PRESS ARM COMP 4 ROLL STD (2 REQ)	FEC4018A
18B)	PRESS ARM COMP 4 ROLL GRD (2 REQ)	FEC4018B
20)	C CLIP PIN (FOR PRESSURE DEVICE)	FEC4020
21)	PRESS ARM FIXING SHAFT (2 REQ)	FEC4021
23)	INTERMEDIATE GUIDE (UPTO 1.6MM)	FEC4023
24)	PRESS DEVICE	FEC4024
28)	CIRCLIP FOR ITEM 21 (4 REQ)	FEC4028
29)	INLET GUIDE (1.6MM WIRE)	FEC4029
30)	SPRING	FEC4030
32)	PIN FOR PRESSURE DEVICE	FEC4032
33)	PRESS ROLL 4 ROLL STD (2 REQ)	FEC4033
34)	SPACER	FEC4034
35)	SPACER	FEC4035
36)	SPRING FOR PRESS ARM (2 REQ)	FEC4036
37)	CLIP FOR ITEM 23 (2 REQ)	FEC4037
38)	SCREW	FEC4038
39)	SCREW	FEC4039
40)	KIT-2 OF EACH INSULATOR	FEC4040

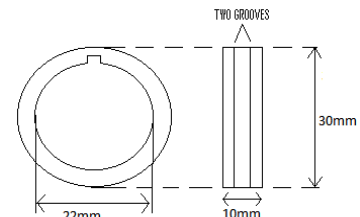


For wire feed motors see page 52



30mm wire feed rollers for the 2 roll & 4 roll eco feed system range

TYPE	GROOVE	SIZE	PART No.
2 ROLL + 4 ROLL	V GROOVE (for steel etc)	0.6MM - 0.8MM	FECV0608
2 ROLL + 4 ROLL	V GROOVE (for steel etc)	0.8MM - 1.0MM	FECV0810
2 ROLL + 4 ROLL	V GROOVE (for steel etc)	1.0MM - 1.2MM	FECV1012
2 ROLL + 4 ROLL	V GROOVE (for steel etc)	1.2MM - 1.6MM	FECV1216
2 ROLL + 4 ROLL	U GROOVE (for ali)	1.0MM - 1.2MM	FECU1012
2 ROLL + 4 ROLL	U GROOVE (for ali)	1.2MM - 1.6MM	FECU1216
2 ROLL + 4 ROLL	KNURLED (for flux cored)	1.0MM - 1.6MM	FECK1016
2 ROLL + 4 ROLL	KNURLED (for flux cored)	1.6MM - 2.4MM	FECK1624



WIRE FEED SYSTEMS & SPARES

Light duty low cost easy fitting wire feed systems – with euro integrated adaptor

A quality low cost range suitable for small MIG machines up to 250A, (part of ECO range with 30mm rollers as on previous page)

2 roll wirefeed systems & spares

Description - complete feed plates with all drive parts including euro

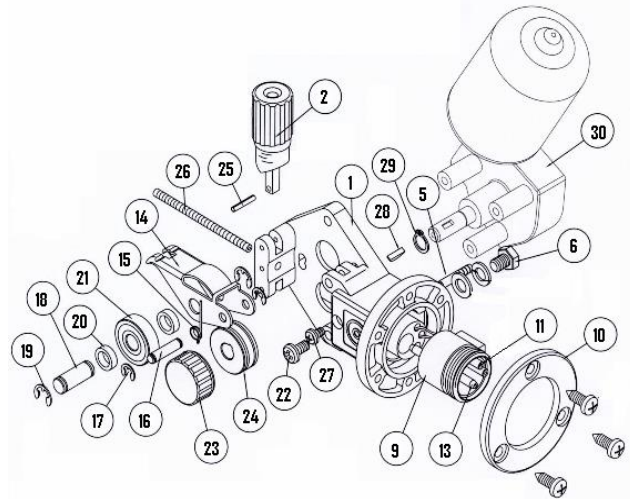
Description	Part no
2 ROLL drive system c/w all rollers gears & euro etc NO MOTOR	FES1200
2 ROLL drive system c/w all rollers gears & euro & 24v motor	FES1201
2 ROLL drive system c/w all rollers gears & euro & 24v motor opposite RH hand version	FES1201RH

Above feed system mount via the euro onto a front panel.

Approx size of complete feed plate

LENGTH: 135MM WIDTH: 75MM
HEIGHT: 140MM

Item	Description -spares	Part no
1)	FEEDPLATE ONLY NO PARTS FITTED	FES2001
2)	PRESSURE DEVICE COMPLETE	FES2002
6)	SCREW	FES2006
9)	BRASS EURO BLOCK	FES2009
10)	PLASTIC FLANGE	FES2010
11)	TRIGGER PINS	FES2011
13)	OUTLET GUIDE TUBE	FES2013
14)	PRESSURE ARM ONLY	FES2014
14B)	PRESSURE ARM COMPLETE	FES2014A
15)	SPRING	FES2015
16)	AXLE (PRESSURE ARM)	FES2016
17)	CIRCLIP (FOR ITEM 16)	FES2017
18)	AXLE (PRESSURE ROLL)	FES2018
19)	CIRCLIP (FOR ITEM 18)	FES2019
20)	SPACER	FES2020
21)	PRESSURE ROLL	FES2021
23)	RETAINING CAP	FES2023
24)	ROLLERS – 30mm ECO,	SEE PAGE 46
25)	SPRING TYPE PIN	FES2025
26)	INLET GUIDE	FES2026
27)	SCREW	FES2027
28)	WOODRUFF KEY FOR MOTOR	FES2028
29)	CIRCLIP FOR MOTOR	FES2029



4 roll wirefeed systems and spares

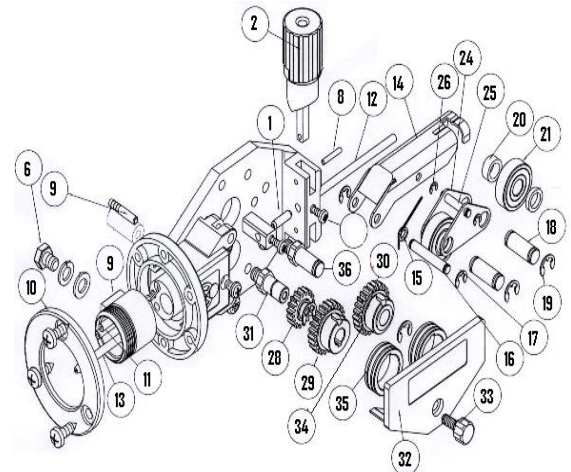
Description - complete feed plates with all drive parts including euro

Description	Part no
4 ROLL drive system c/w all rollers gears & euro etc	FES1400
4 ROLL drive system c/w all rollers gears & euro & 24v motor	FES1401

On above feed systems everything mounts via the euro onto a front panel.

Rollers for both 2 & 4 roll are 30mm ECO type on page 46.

Item	Description -spares	Part no
1)	FEEDPLATE ONLY NO PARTS FITTED	FES4001
2)	PRESSURE DEVICE COMPLETE	FES4002
6)	SCREW	FES4006
8)	SPRING TYPE PIN	FES4008
9)	BRASS EURO BLOCK	FES4009
10)	PLASTIC FLANGE	FES4010
11)	TRIGGER PINS	FES4011
12)	INLET GUIDE	FES4012
13)	OUTLET GUIDE TUBE	FES4013
14)	PRESSURE ARM ONLY	FES4014
14B)	PRESSURE ARM COMPLETE ASSY	FES4014A
15)	SPRING	FES4015
16)	AXLE (PRESSURE ARM)	FES4016
17)	CIRCLIP (FOR ITEM 16)	FES4017
18)	AXLE (PRESSURE ROLL)	FES4018
19)	CIRCLIP (FOR ITEM 18)	FES4019
20)	SPACER	FES4020
21)	PRESSURE ROLL	FES4021
24)	PRESSURE ROLL CARRIER	FES4024
25)	AXLE SHAFT (FOR ITEM 24)	FES4025
26)	CIRCLIP (FOR ITEM 25)	FES4026
27)	SCREW	FES4027
28)	SMALL IDLE GEAR	FES4028
29)	MAIN DRIVE GEAR (for motor shaft)	FES4029
30)	PARALLEL KEY (FOR ITEM 29)	FES4030
31)	AXLE FOR IDLER GEAR (MIDDLE)	FES4031
32)	GUARD	FES4032
33)	SCREW	FES4033
34)	LARGER IDLE GEAR	FES4034
35)	ROLLERS SEE PAGE 46	
36)	AXLE	FES4035



Above picture shows torch connection on the left hand side, however our standard stock is with the torch connection on the right side, like the 2 roll version above, for left hand version please call our technical dept.

Approx size of complete feed plate

LENGTH: 180MM
WIDTH: 75MM
HEIGHT: 140MM

Virtually 100% of all spare parts in this catalogue are available for next day delivery to you!

+44 (0)1904 410041

Technical ARC Ltd, Outgang Lane, Osbaldwick, York, UK. YO19 5UP
F: +44 (0)1904 414973 E: sales@technicalarc.co.uk or service@technicalarc.co.uk

WIRE FEED SYSTEMS & SPARES

VERY HEAVY DUTY 4 ROLL FEED SYSTEM (ECO 40mm)

Really rugged wire drive system used by Tecarc, Newarc, Lincoln, Bester, Hobart, (40mm feed rollers)

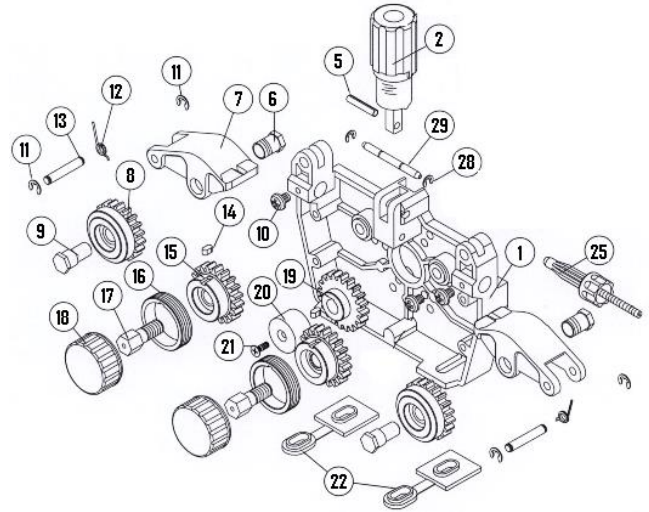
Description - complete feed plate

Part no

4 ROLL GEARED (metal plate) drive system c/w all rollers and gears etc (no motor)

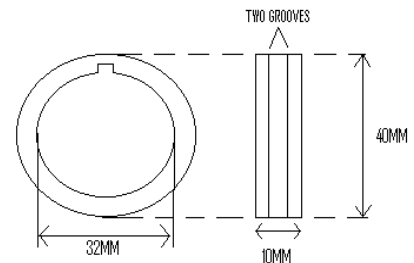
FEHP4001

Item	Description -spares	Part no
1)	FEED PLATE WITHOUT GEARS/ROLLERS ETC.	FEH4001
2)	PRESS DEVICE COMPLETE	FEH4002
5)	SPRING TYPE PIN - (FOR PRESSURE DEVICE)	FEH4005
6)	NUT FOR PRESSURE ARM	FEH4006
7)	PRESSURE ARM ONLY (cast aluminum)	FEH4007
8)	PRESSURE ROLLER AND GEAR C/W bearings	FEH4008
9)	AXLE SHAFT - (FOR PRESSURE ROLLER)	FEH4009
10)	SCREW	FEH4010
11)	CIRCLIP - (FOR ITEM 13)	FEH4011
12)	SPRING - (FOR ITEM 13)	FEH4012
13)	FIXINGSHAFT - (FOR PRESSURE ARM)	FEH4013
14)	PARALLEL KEY - (FOR IDLER GEARS)	FEH4014
15)	IDLER GEAR C/W bearings- (for rollers)	FEH4015
16)	40MM ROLLERS SEE BELOW	
17)	AXLE SHAFT (FOR IDLER GEARS)	FEH4017
18)	RETAINING CAP - (FOR ROLLERS)	FEH4018
19)	MAIN DRIVE GEAR	FEH4019
20)	RETAINING CAP - (FOR MAIN DRIVE GEAR)	FEH4020
21)	RETAINING SCREW - (FOR ITEM 20)	FEH4021
22)	INSULATOR KIT OF 2	FEH4022
25)	INLET GUIDE	FEH4025
28)	CIRCLIP - (FOR ITEM 29)	FEH4028
29)	INTERMEDIATE GUIDE	FEH4029



40mm wire feed rollers for the heavy duty feed system range

Type	Size	Part no
V GROOVE	0.6MM - 0.8MM	FEHV0608
V GROOVE	0.8MM - 1.0MM	FEHV0810
V GROOVE	1.0MM - 1.2MM	FEHV1012
V GROOVE	1.2MM - 1.6MM	FEHV1216
U GROOVE	1.0MM - 1.2MM	FEHU1012
U GROOVE	1.2MM - 1.6MM	FEHU1216
KNURLED	1.0MM - 1.6MM	FEHK1016
KNURLED	1.6MM - 2.4MM	FEHK1624



WIREFEED ROLLERS, GEARS & BEARINGS MISC.

BUTTERS MK1A

Set of top and bottom rollers, 32mm (1 1/4") diameter complete with nylon gears, top bearings and shaft. (rollers fixed onto gears with two screws).

Type	Size	Part no.
V GROOVE FOR HARD WIRE	0.6MM	FMK1V06
V GROOVE FOR HARD WIRE	1.0MM	FMK1V10
V GROOVE FOR HARD WIRE	1.2MM	FMK1V12
V GROOVE FOR HARD WIRE	0.8MM	FMK1V08
U GROOVE FOR SOFT WIRE	1.0MM	FMK1U10
U GROOVE FOR SOFT WIRE	1.2MM	FMK1U12
KNURLED FOR TUBULAR WIRE	1.0 / 1.2MM	FMK1K10
KNURLED FOR TUBULAR WIRE	1.6 / 2.4MM	FMK1K16

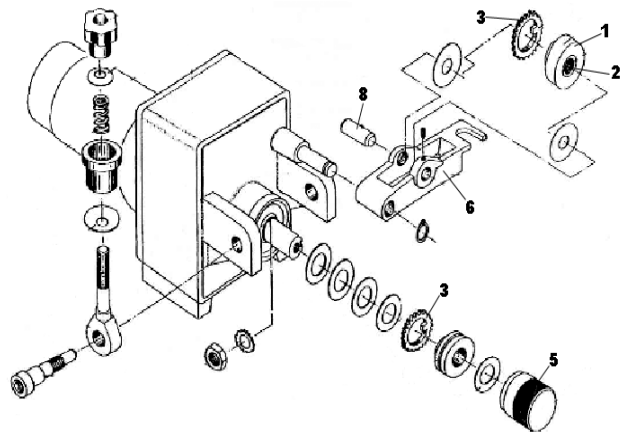


Butters mk1a euro and nylon guide - see on page 53

BUTTERS PROFEED, FDB, (AMER TYPE)

Two and four roll systems.

Type	Size	Reference	Part no.
ROLLER - V GROOVE FOR HARD WIRE	0.6MM	FE5306A	FPRV06
ROLLER - V GROOVE FOR HARD WIRE	0.8MM	FE5302A	FPRV08
ROLLER - V GROOVE FOR HARD WIRE	1.0MM	FE5303A	FPRV10
ROLLER - V GROOVE FOR HARD WIRE	1.2MM	FE5304A	FPRV12
ROLLER - V GROOVE FOR HARD WIRE	1.6MM	FE5305A	FPRV16
ROLLER - U GROOVE FOR SOFT WIRE	1.0MM	FE5325A	FPRU10
ROLLER - U GROOVE FOR SOFT WIRE	1.2MM	FE5326A	FPRU12
ROLLER - U GROOVE FOR SOFT WIRE	1.6MM	FE5327A	FPRU16
ROLLER - KNURLED FOR TUBULAR WIRE	1.0MM	FE5305A	FPRK10
ROLLER - KNURLED FOR TUBULAR WIRE	1.2MM	FE5309A	FPRK12
ROLLER - KNURLED FOR TUBULAR WIRE	1.6MM	FE5307A	FPRK16
ROLLER - KNURLED FOR TUBULAR WIRE	2.4MM	FE5308A	FPRK24
1. TOP PRESSURE ROLLER PLAIN (NO GROOVE)		FE5322A	FPR001
2. FEED ROLLER BEARING		FE5311A	FPR002
3. FEED ROLLER GEAR		FE5312A	FPR003
4. MAIN DRIVE GEAR (4 ROLL SYSTEM)			FPR004
5. RETAINING CAP		FE3406A	FPR005
6. PRESSURE ARM ONLY (2 ROLL SYSTEM)			FPR006
7. PRESSURE ARM COMPLETE (2 ROLL SYSTEM)		FE5120A	FPR007
8. PRESSURE ROLLER SHAFT			FPR008



+44 (0)1904 410041

Technical ARC Ltd, Outgang Lane, Osbaldwick, York, UK. YO19 5UP
F: +44 (0)1904 414973 E: sales@technicalarc.co.uk or service@technicalarc.co.uk

WIREFEED ROLLERS, GEARS & BEARINGS

OERLIKON 2WD / 4WD / SYNCRO TIG 4 / SAF / RIVEL RX4 / EWM / LINCOLN

Type	Size	Part no.
V GROOVE FOR HARD WIRE	0.6MM / 0.8MM	FWD0608V
V GROOVE FOR HARD WIRE	0.8MM / 1MM	FWD0810V
V GROOVE FOR HARD WIRE	1.0MM / 1.2MM	FWD1012V
V GROOVE FOR HARD WIRE	1.2MM / 1.6MM	FWD1216V
U GROOVE FOR SOFT WIRE	1.0MM / 1.2MM	FWD1012U
U GROOVE FOR SOFT WIRE	1.2MM / 1.6MM	FWD1216U
KNURLED FOR TUBULAR WIRE	1.0-1.2MM / 1.4-1.6MM	FWD1016K
KNURLED FOR TUBULAR WIRE	1.6MM / 2.4MM	FWD1624K
PRESSURE ROLLER (PLAIN)		FWD006
PRESSURE ROLLER (BEARING TYPE, NON GEARED)		FWD006A



FWD roller sizes 37mm OD, 12mm wide, 19mm ID & 2 locating holes 27mm centres

OERLIKON F32 / F34 / F34HD / M308C / FE44 / WEST

F32 / M308C / F401 M303C ROLLERS & PARTS

PART No.

V GROOVE ROLLER	0.6MM / 0.8MM	F320608V
V GROOVE ROLLER	1.0MM / 1.2MM	F321012V
U GROOVE ROLLER	0.8MM / 1.0MM	F320810U
U GROOVE ROLLER	1.2MM / 1.6MM	F321216U
F32 TOP ARM ONLY		F320002

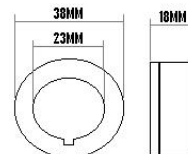
(COMPLETE KIT, PLEASE STATE SIZE OF ROLLER)



F32 rollers sizes 30mm OD, 18mm width, 10mm i.d. with keyway

OERLIKON F34 / F34HD / FE44 / HOBART H1000 ETC. ROLLERS & PARTS

F34 4 ROLL DRIVE V GROOVE ROLLER	0.8MM / 1.0MM	F340810V
F34 4 ROLL DRIVE V GROOVE ROLLER	1.2MM / 1.6MM	F341216V
F34 4 ROLL DRIVE U GROOVE ROLLER	0.8MM / 1.0MM	F340810U
F34 4 ROLL DRIVE U GROOVE ROLLER	1.2MM / 1.6MM	F341216U
F34 4 ROLL DRIVE KNURLED ROLLER	1.2MM / 1.6MM	F341216K
F34 PRESSURE ROLLER		F343802



F34 rollers sizes 38mm OD, 18mm W, 23mm ID

FRONIUS STYLE ROLLERS & GEARS

Roller diameter 31.5mm + gear. All rollers come c/w gear + with bearings fitted

Type	Part number
0.8mm V groove for hard wire	FROV08
1.0mm V groove for hard wire	FROV10
1.2mm V groove for hard wire	FROV12
1.0mm U groove for soft wire	FROU10
1.2mm U groove for soft wire	FROU12
1.6mm U groove for soft wire	FROU16
Plain roller / gear (no grooves)	FRO001



KEMPPI SL FEED ROLLERS (K200/K400) also NEXUS / BOC branded machines

Kemppi SL rollers for K200 / k400 / k550 / Pro /Fastmig / Kempoweld / Kempomig etc 32mm dia roller 10mm ID, 20mm deep complete with nylon gear – two wire grooves in roller

Type	Size	Part no.
V GROOVE for hard wire	(WHITE) 0.8MM / 1.0MM	K4000810V
V GROOVE for hard wire	(RED) 1.0MM-1.2MM	K4001012V
V GROOVE for hard wire	(YELLOW) 1.2MM-1.6MM	K4001216V
U GROOVE for soft wire	1.0MM / 1.2MM	K4001012U
U GROOVE for soft wire	1.2MM / 1.6MM	K4001216U
KNURLED for flux core wire	1.0MM - 1.6mm knurled	K4001016K
K400 MAIN DRIVE GEAR	(28MM, 0 – 18M/MIN)	K40028
K400 MAIN DRIVE GEAR	(40MM, 0 – 25M/MIN)	K40040
PLASTIC INLET GUIDE		K4001
INTERMEDIATE GUIDE		K4002
OUTLET GUIDE TUBE		K4003



KEMPPI DURA TORQUE ROLLERS / GEARS

Kemppi Dura torque, Fastmig, Kempact, Fit Weld, etc 32mm dia roller, 10mm ID. (top roll 15mm deep, bottom roll 18mm) complete with nylon gear – single wire groove in roller

Description	Part number
0.8mm V groove for hard wire Top roller with needle bearing	KFAST08VT
0.8mm V groove for hard wire Bottom roller	KFAST08VB
1.0mm V groove for hard wire Top roller with needle bearing	KFAST10VT
1.0mm V groove for hard wire Bottom roller	KFAST10VB
1.2mm V groove for hard wire Top roller with needle bearing	KFAST12VT
1.2mm V groove for hard wire Bottom roller	KFAST12VB
1.0mm U groove for soft wire Top roller with needle bearing	KFAST10UT
1.0mm U groove for soft wire Bottom roller	KFAST10UB
1.2mm U groove for soft wire Top roller with needle bearing	KFAST12UT
1.2mm U groove for soft wire Bottom roller	KFAST12UB



New Product now available

KEMPPI FU10, FU20, FU30 style rollers/gears

Roller diameter 50mm + gear. All rollers can be used as a drive roller or idle roller, they come c/w metal insert which is removed when required for use as an idle roller.

Description	Part number
0.8mm V groove for hard wire	FU1008V
1.0mm V groove for hard wire	FU1010V
1.2mm V groove for hard wire	FU1012V
1.2mm Knurled roller for flux cored wires	FU1012K



+44 (0)1904 410041

Technical ARC Ltd, Outgang Lane, Osbaldwick, York, UK. YO19 5UP
F: +44 (0)1904 414973 E: sales@technicalarc.co.uk or service@technicalarc.co.uk

WIREFEED ROLLERS, GEARS & BEARINGS

CAMARC 2S / 2FC-2 ETC - Pair of top and bottom rollers 32mm (1 1/4") dia. complete with nylon gears. Rollers fixed onto gears with screws.

Type	size	Part no
V GROOVE FOR HARD WIRE	0.6MM	FCV06
V GROOVE FOR HARD WIRE	0.8MM	FCV08
V GROOVE FOR HARD WIRE	1.0MM	FCV10
V GROOVE FOR HARD WIRE	1.2MM	FCV12
V GROOVE FOR HARD WIRE	1.6MM	FCV16
U GROOVE FOR SOFT WIRE	1.0MM	FCU10
U GROOVE FOR SOFT WIRE	1.2MM	FCU12
U GROOVE FOR SOFT WIRE	1.6MM	FCU16
KNURLED FOR TUBULAR WIRE	1.0MM	FCK10
KNURLED FOR TUBULAR WIRE	1.2MM	FCK12
KNURLED FOR TUBULAR WIRE	1.6MM	FCK16



MIGATRONIC MWF style rollers/gears

Roller diameter 34mm + gear.

Description	Part number
0.8mm V groove for hard wire	MWF08V
1.0mm V groove for hard wire	MWF10V
1.2mm V groove for hard wire	MWF12V
1.2mm U groove for soft wire	MWF12U
Drive gear 18 tooth, 39mmOD	MWF001G



MILLER STYLE ROLLERS

42.5mm diameter suitable for lots of models

Type	Size	Part no.
V GROOVE FOR HARD WIRE	0.8MM / 1.0MM	MIL0810V
V GROOVE FOR HARD WIRE	1.0MM / 1.2MM	MIL1012V
V GROOVE FOR HARD WIRE	1.2MM / 1.6MM	MIL1216V
U GROOVE FOR SOFT WIRE	1.0MM / 1.2MM	MIL1012U
U GROOVE FOR SOFT WIRE	1.2MM / 1.6MM	MIL1216U
KNURLED FOR TUBULAR WIRE	1.0MM - 1.6MM	MIL1016K



BOC 2S / 2SL ROLLERS New lower prices!

(old 1980s wire feeder 29mm OD with plastic centre)

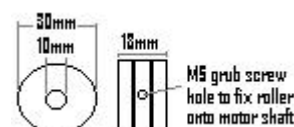
Type / groove	Size	Part no.
ROLLER - V GROOVE FOR HARD WIRE	0.8MM	BOCV08
ROLLER - V GROOVE FOR HARD WIRE	1.0MM	BOCV10
ROLLER - V GROOVE FOR HARD WIRE	1.2MM	BOCV12



MILLER / SOLOMIG TYPE ETC ROLLERS


30mm with grub screw fixing

SIZE	BORE	PART No.
0.6MM / 0.8MM	9MM BORE	FMS0608-09
0.6MM / 0.8MM	10MM BORE	FMS0608-10



TECARC SGS / MILLER SPOOL GUN / PPS PUSH-PULL GUN ROLLERS & TRAFIMET SPOOL GUN

GUN TYPE	SIZE	WIRE TYPE	PART No.
SGS360 / PPS360	0.8MM TOP AND BOTTOM ROLLER	ALI / STEEL	SGS1009 (pair of rollers)
SGS360 / PPS360	1.0MM TOP AND BOTTOM ROLLER	ALI / STEEL	SGS1010 (pair of rollers)
SGS360 / PPS360	1.2MM TOP AND BOTTOM ROLLER	ALI / STEEL	SGS1011 (pair of rollers)
SGS240	0.8MM / 1.0MM BOTTOM ROLLER	ALI / STEEL	SGS2408
SGS240	PLAIN PRES ROLL c/w bush & screw	ALI / STEEL	SGS2409
PPS400W	1.0MM BOTTOM ROLLER	ALI / STEEL	PPS
PPS400W	1.2MM BOTTOM ROLLER	ALI / STEEL	PPS
PPS400W	PLAIN PRESSURE TOP ROLLER	ALI / STEEL	PPS



Have you seen our inline ARC voltage wire feeders, now up to 450A rating.

See page 32

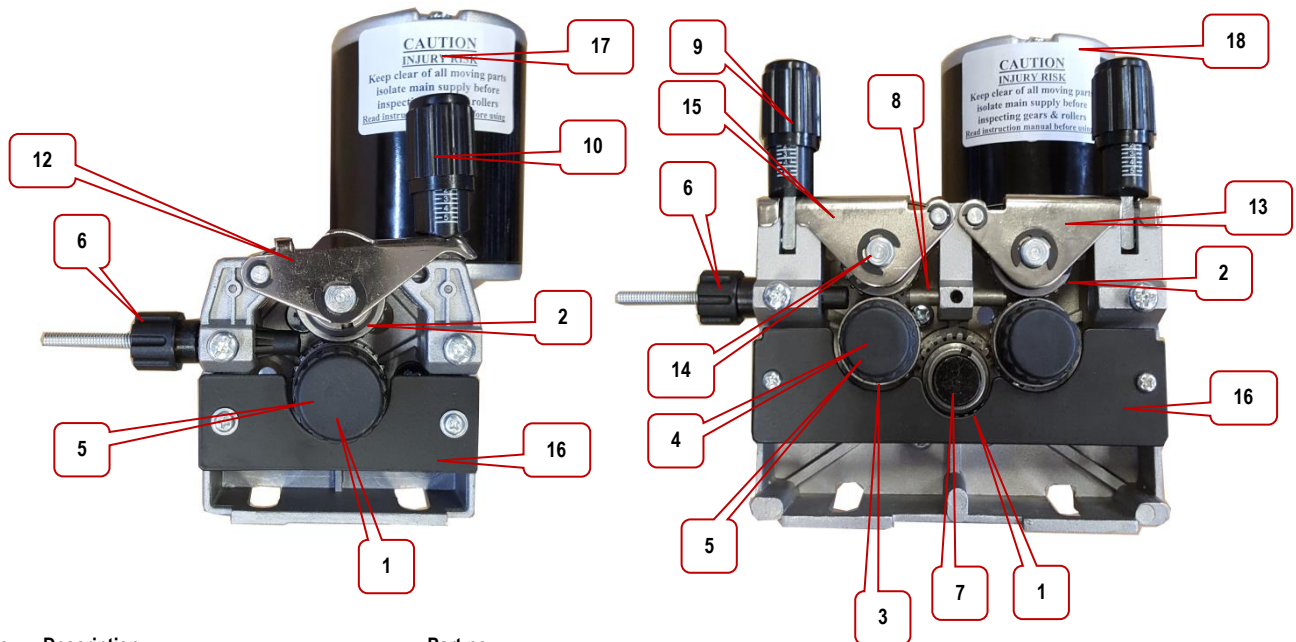
+44 (0)1904 410041

Technical ARC Ltd, Outgang Lane, Osbaldwick, York, UK. YO19 5UP
F: +44 (0)1904 414973 E: sales@technicalarc.co.uk or service@technicalarc.co.uk

WIREFEED ROLLERS, GEARS AND BEARINGS

F21G & F41G FEED SYSTEMS - fitted to TECARC industrial MIG's & OXFORD MIG's

These unique high quality wire drive systems are a hybrid between the ECO range on page 46 & our original range on page 45 & incorporate the best parts of both systems. This results in a solid well performing wire drive with long lasting parts. Rugged & reliable! This range is used exclusively on the TECARC industrial compact & industrial SWF machines & our OXFORD MIG range.



Item no.	Description	Part no.
	F21G Feedplate complete (no motor)	FECX2002
	F41G Feedplate complete (no motor)	FECX4002
	F21G Feedplate only – 2 roll casting without parts	FECX2001
	F41G Feedplate only – 4 roll casting without parts	FECX4001
1	Main drive gear for motor shaft	FECX1001
2	Pressure roller & gear complete	FECX1002
3	Idle gears for rollers F41G only	FECX1003
4	Axles for idle gears F41G only (behind item 5)	FECX1004
5	Plastic roller retaining cap	FECX1005
6	Plastic inlet guide with liner F21G & F41G	FECX1006
7	Main drive gear retaining screw F41G	FECX1007
8	Intermediate guide F41G only	FECX1008
9	Pressure device F41G only – standard wires	FECX1009
9A	Low tension spring for no. 9 <u>for welding Aluminum</u>	FECX1009A
10	Pressure device F21G only – standard wires	FECX1010
10A	Low tension spring for no. 10 <u>for welding Aluminum</u>	FECX1010A
11	Shim washer F41G	FECX1011
12	Pressure arm only F21G	FECX1012
13	Pressure arm only right hand F41G	FECX1013
13A	Pressure arm complete right hand F41G	FECX1013A
14	Top axle & circlip only F41G	FECX1014
15	Pressure arm only left hand F41G	FECX1015
15A	Pressure arm complete left hand F41G	FECX1015A
16	Guard F41G only	FECX1016
16	Guard F21G only	FECX1016A
17	Wire feed motor 210rpm high torque F21G	FECX1017
18	Wire feed motor 210rpm high torque F41G	FECX1018

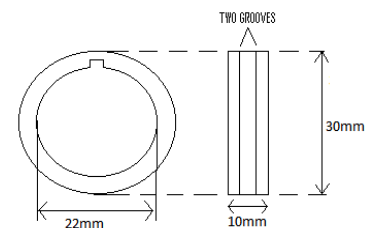
feed plate complete with rollers & gears etc (without motor).
feed plate complete with rollers & gears etc (without motor).

TECARC STANDARD HD SPOOL HOLDER
Fitted to most industrial TECARC machines, super strong, 30kg rating



30mm wire feed rollers for the F21G & F41G

Type	Description	Size	Part no
2 ROLL + 4 ROLL	V GROOVE (for steel etc)	0.6MM - 0.8MM	FECV0608
2 ROLL + 4 ROLL	V GROOVE (for steel etc)	0.8MM - 1.0MM	FECV0810
2 ROLL + 4 ROLL	V GROOVE (for steel etc)	1.0MM - 1.2MM	FECV1012
2 ROLL + 4 ROLL	V GROOVE (for steel etc)	1.2MM - 1.6MM	FECV1216
2 ROLL + 4 ROLL	U GROOVE (for ali)	1.0MM - 1.2MM	FECU1012
2 ROLL + 4 ROLL	U GROOVE (for ali)	1.2MM - 1.6MM	FECU1216
2 ROLL + 4 ROLL	KNURLED (for flux cored)	1.0MM - 1.6MM	FECK1016
2 ROLL + 4 ROLL	KNURLED (for flux cored)	1.6MM - 2.4MM	FECK1624



WIRE FEED MOTORS/GEARBOXES, SPOOL HOLDERS & MISC

STANDARD WIRE FEED MOTOR REPLACEMENTS

Wire feed motor/gearbox replacements to fit most wire feed systems, all have standard 10mm OD shaft with keyway & 4mm thread, & are mounted with three M6 screws.

Volts	Power	Gearbox	Motor dia.	Max speed	Suggested use	Misc info	Part no
24V	35W	RIGHT HAND	58mm	210rpm	lighter duty	ELVI 100694	WFM100694
24V	70W	LEFT HAND	77mm	180rpm	heavy duty	OSLV high torque	WFM9901030
24V	70W	RIGHT HAND	77mm	240rpm	heavy duty	OSLV very high speed	WFM9901200
42V	90W	LEFT HAND	77mm	215rpm	heavy duty	OSLV high torque	WFM9901089
42V	90W	RIGHT HAND	77mm	215rpm	heavy duty	OSLV high torque	WFM9901082

24V	70W	RIGHT HAND	63mm	220rpm	heavy duty (KSV4030-182)	Ankarsrum PM4228	WFMPM4228
-----	-----	------------	------	--------	--------------------------	------------------	-----------

WFMPM4228 is the latest high performance motor from Ankarsrum Sweden & directly replaces their older KSV4030-182.

This newer Swedish design manages to combine high speed, high torque, low power consumption & long life. In addition, there are two positions for the shaft circlip allowing this to fit more machines without resorting to spacing out the shaft or mounting.

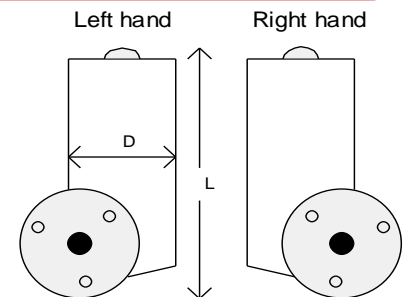
When choosing a replacement wire feed motor it is important to get the gearbox position correct. To do this, hold the wire feed motor so the armature is pointing upwards and the gearbox is at the bottom. The shaft coming out of the gearbox should be pointing towards you. Now decide whether the gearbox is on the **left hand** side of the motor armature or on the **right hand** side of the armature. The diagram right, shows the two positions the gearbox can be located on the wire feed motor. The above motors are compatible with the feed systems shown in this catalogue and many others.

WOODRUFF KEY FOR WIRE FEED MOTORS PART No: FEC2005

SPECIAL WIRE FEED MOTOR REPLACEMENTS

TYPE	PART No.
MIGATRONIC KDO / DYNAMIG REPLACEMENT MOTOR GEARBOX	WFMKDO
KEMPPI REPLACEMENT MOTOR GEARBOX (FU10, FU20, ETC)	WFMKEMP
AIRLIQUIDE DV4004 WIRE FEED MOTOR (24V) (motor only)	WFMDV4004
24VDC MOTOR WITH TACO KSV (SUITS SAF OPTIPULSE, ETC)	WFMKSV24
42VDC MOTOR WITH TACO KSV 5035 555	WFMKSV5035555
MIGATRONIC MXE MOTOR / GEARBOX	WFMMXE

Requires hole drilling, template provided





SPOOL HOLDERS, SPOOL COVER & WIRE STRIGHTENER

Item	Description	Part no
SPOOLHOLDER 15KG	Robust Murex type 1 bolt fixing c/w nut, 15kg	SPH0001
SPOOLHOLDER 5KG	Robust 1 bolt fixing c/w nut, 5kg.	SPH0002
SPOOLHOLDER NUT	Red plastic nut only to suit SPH0001/2	SPH0003
SPOOLHOLDER 15-30KG	Really robust 1 bolt fixing c/w nut 30kg max	SPH0005
SPOOL HOLDER NUT ONLY	(For SPH0005)	SPH00051
SPOOLHOLDER 15KG,	3 bolt mounting 65mm between centers	SPH0006

WIRE STRIGHTENER	Heavy duty straightener with adjustable tension For all wires up to 4mm diameter	EUR0015
-------------------------	---	---------

SPOOL COVER	Robust 15kg plastic spool cover	SPC0001
--------------------	---------------------------------	---------

Designed to fit onto open type wire feeders with the wire at the left hand side as shown, the hinge is at the top & the cover opens upwards. Size approx 350mm dia x 160mm.



+44 (0)1904 410041

Technical ARC Ltd, Outgang Lane, Osbaldwick, York, UK. YO19 5UP
F: +44 (0)1904 414973 E: sales@technicalarc.co.uk or service@technicalarc.co.uk

WIRE FEED SYSTEM EURO SPARES

UNIVERSAL EURO ADAPTORS & FITTINGS

Item	Description	Part no
MACHINE EURO KIT	Standard universal MIG torch connection	EUR0001
<i>c/w, block, stem, nuts, guide & round flange.</i> length of brass stem = 90mm overall from back of euro, (threaded for 55mm)		

ROUND EURO PLASTIC FLANGE STANDARD BINZEL STYLE 3 FIXING HOLES	EUR0003
---	----------------

SQUARE EURO PLASTIC FLANGE MUREX STYLE 2 FIXING HOLES	EUR0004
--	----------------

BRASS EURO BLOCK STANDARD machine side (standard fine thread m12x1 version)	EUR0005
--	----------------


BRASS STEM	standard brass stem m12x1, c/w 3 nuts & washers inc	EUR0010
for standard euro block	(55mm m10x1 + 35mm hex length = 90mm overall length from euro)	

BRASS STEM EXTRA LONG	long brass stem m12x1, with nuts & washers inc	EUR00101
FOR STANDARD EURO BLOCK	(110mm M10x1 + 35mm hex length = 145mm overall length from euro)	

BRASS OUTLET GUIDE TUBE	120mm long, 4mm wide, fits most machines up to 1.6mm wire	EUR0006
--------------------------------	---	----------------

BRASS OUTLET GUIDE TUBE – LARGE WIRES , as above 120mm L but for 1.6mm-3.2mm wire	EUR0006A
--	-----------------

BRASS OUTLET GUIDE extra-long 300mm long, 4mm wide, fits most machines up to 1.6mm wire	EUR0017
--	----------------



SPECIAL EURO ADAPTORS & FITTINGS

ITEM	DESCRIPTION	PART No
BRASS EURO BLOCK COARSE (MUREX TYPE)	(coarse thread version) Murex & a few others	EUR0008

BRASS STEM TO FIT ABOVE BLOCK 93mm L x 14mm OD (with coarse thread) Murex type	EUR0011
93mm overall L from back of euro block, 14mm OD (no thread) last 30mm turned down to 12mm to suit feed plate.	

SQUARE EURO PLASTIC FLANGE MUREX TYPE 2 FIXING HOLES	EUR0004
---	----------------

ESAB EURO	Connection suitable for esab models	EUR0009
<u>Complete kit of parts</u>	euro block, stem, plastic flange and guide tube	

TECARC TECFEED EURO	Kit c/w euro, short stem, guide, plastic flange, etc	EUR0018
<u>Complete kit of parts</u>	very compact euro connector, 40mm from feed plate to front panel. Rated to 600A.	

BUTTERS EURO PARTS MK1A etc

BUTTERS MK1A EURO	Kit c/w euro, stem, guide, bracket etc	EUR0012
<u>Complete kit of parts</u>		

BUTTERS MK1A INLET GUIDE	Nylon inlet guide for euro stem	EUR0013
---------------------------------	---------------------------------	----------------

BUTTERS MK1A BRASS STEM	Brass euro stem only for MK1A	EUR0014
--------------------------------	-------------------------------	----------------



**Massive range of our
British made TECARC
& OXFORD welding
machines available!**

+44 (0)1904 410041

Technical ARC Ltd, Outgang Lane, Osbaldwick, York, UK. YO19 5UP
F: +44 (0)1904 414973 E: sales@technicalarc.co.uk or service@technicalarc.co.uk

FANS AND FAN MOTORS

Industrial standard panel fans

A really popular range of panel fans used by virtually all machine manufacturers. The square type mount with 4 holes in each corner, the oval ones have two mounting holes 162mm apart. The oval type are sometimes seen in more of a teardrop shape but still fit exactly the same.

VOLTAGE	TYPE	SIZE	PART No
230 VAC	square	120MM X 120MM x 38MM	FAN230120
110 VAC	square	120MM X 120MM x 38MM	FAN110120
230 VAC	Oval	150MM X 172MM X 51MM	FAN230150
110 VAC	Oval	150MM X 172MM X 51MM	FAN110150

12 VDC	square	92MM X 92MM X 25MM	FAN129225
12 VDC	square	120MM X 120MM X 38MM	FAN1212038
12 VDC	square	120MM X 120MM X 25MM	FAN1212025
24 VDC	square	92MM X 92MM X 25MM	FAN249225
24 VDC	square	120MM X 120MM X 25MM	FAN2412025
24 VDC	square	120MM X 120MM X 38MM	FAN2412038
24 VDC	oval	150MM X 172MM X 51MM	FAN24172

FAN GUARD FOR 120mm square fans chrome plated steel	FAN120GD
FAN GUARD FOR 150mm oval fans chrome plated steel	FAN150GD

Square type



Round type



Oval type

Other fans are also available

Industrial standard fan motors

This style of fan motor is used by all major manufacturers. A fan blade is secured by one screw with 4 locating pips on a plastic flange. These fan motors can be mounted either on the back panel via three screws or onto a bracket with two screws underneath the motor. The 35W version uses a capacitor to improve efficiency which is supplied. Sizes exclude fixings & capacitor, L size is total length from fan blade fixing to back of motor. Blades to suit are listed below; a smaller blade than stated below can be fitted to any of the motors but not a larger blade. All these fan motors are 230V.

Power	Max blade size	Approx size	PART No
10W	10"	84mm x 84mm x 86mmL	FAN7210
20/25W	12"	84mm x 84mm x 106mmL	FAN9220
35W	14"	84mm x 84mm x 112mmL	FAN11235



10W



25W



35W

Fan blades for above fan motors

Type	Size	Part no
BLOWS AWAY FROM MOTOR	6" (150mm) to fit the 10w fan motor etc.	FAN0601
BLOWS AWAY FROM MOTOR	10" (250mm) to fit the 10w or 20w fan motor.	FAN1001
BLOWS AWAY FROM MOTOR	12" (300mm) to fit the 20w fan motor.	FAN1202
BLOWS AWAY FROM MOTOR	14" (350mm) to fit the 35w fan motor.	FAN3501
BLOWS AIR OVER MOTOR	10" (250mm) to fit the 10w or 20w fan motor.	FAN1002



Industrial axial fans (motor & blade assy complete)

These are used by many manufacturers including Kemppi, Murex, Esab, Sterling, Butters, etc. sizes are max diameter x overall depth. All are supplied with a capacitor & wiring diagram. Mounting is with 4 screws at rear on 41mm x 41mm square fixing centres.

Size	Details	PART No.
200mm dia x 60mm	230Vac (HIGH SPEED).	FAN200230
250mm dia x 70mm	230Vac MAX FLOW 950CFM (HIGH SPEED)	FAN250230
300mm dia x 95mm	230Vac MAX FLOW 1500CFM (HIGH SPEED)	FAN300230
350mm dia x 95mm	230Vac MAX FLOW: 1800CFM (HIGH SPEED)	FAN350230
400mm dia x 96mm	230Vac MAX FLOW: 2100CFM (lower speed)	FAN400230



Industrial backward curved fans ESAB STYLE (motor & blade assy complete)

These are supplied with a capacitor & wiring diagram. Sizes are max diameter x overall height. Mounting is with 4 screws at the bottom on 41mm x 41mm square fixing centres.

Details	Size	PART No.
FAN FOR ESAB / MUREX	230Vac 230MM X 80MM	FANES230

POWERSOURCES (LAG315 ETC)

PLEASE CHECK SIZE BEFORE ORDERING

Other sizes of this fan are also stocked for larger ESAB's etc



VOLTAGE SWITCHES & OTHER SWITCHES

We stock over 3000 rotary cam switches to suit hundreds of different machines, listed below are the most popular ones. Where possible a switch conversion diagram may be supplied, please ask for our technical department for details when ordering. All switch current ratings are AC1 or lth. All sizes are approx. and refer to the actual switch body only & don't include the front plate. S16 switches come with a 48mm square front plate, S32 switches 64mm square front plate, S63 switch has a 88mm square front plate. Most of the switches below will be similar but not identical to the original switch, we recommend fitting is by experienced engineers.

MIG VOLTAGE SWITCHES - SINGLE PHASE (1 POLE) rotary cam.

DESCRIPTION	SUGGESTED REPLACEMENT	SIZE	PART No:
2 POSITION 16/20 AMPS	(S16-61037) machines up to 230 amps	L: 33mm W: 42mm	SW1220A
2 POSITION 32/40 AMPS	(S32-61037) large single phase machines	L: 40mm W: 50mm	SW1240A
4 POSITION 32/40 AMPS	(S32-61050) TECARC, OXFORD etc	L: 53mm W: 50mm	SW1440A
6 POSITION 20 AMPS	Cebora single ph MIG (2 pole sw with 5 wires to transformer)		SW1620ASP
6 POSITION 16/20 AMPS	(S16-61052) various machines up to 230 amps	L: 55mm W: 42mm	SW1620A
6 POSITION 32/40 AMPS	(S32-61052) various single phase machines	L: 70mm W: 50mm	SW1640A
8 POSITION 30/40 AMPS	(S32-61054) various single phase machines	L: 83mm W: 50mm	SW1840A
10 POSITION 30/40 AMPS	Esab / Murex & various single phase machines	L: 90mm W: 60mm	SW11040A
12 POSITION 30/40 AMPS	Esab / Murex & various single phase machines	L: 100mm W: 60mm	SW11240A



MIG VOLTAGE SWITCHES - THREE PHASE (3 POLE) rotary cam.

DESCRIPTION	SUGGESTED REPLACEMENT	SIZE	PART No:
2 POSITION 16/20 AMP	(S16-61039) various machines	L: 57mm W: 42mm	SW3220A
2 POSITION 32/40 AMP	(S32-61039) various machines	L: 70mm W: 50mm	SW3240A
2 POSITION 32 AMP HI - LO SWITCH	Special for Cebora prof 50 plasma		SW3HILO32A
3 POSITION 16/20 AMP	(S16-61089) TECARC, Oxford, Portamig, etc.		SW3320A
3 POSITION 32/40 AMP	(S32-61089) TECARC, Oxford, Portamig, etc.		SW3340A
4 POSITION 16/20 AMP	(S16-61090) Camarc, Butters, Tecarc	L: 90mm W: 42mm	SW3420A
4 POSITION 16/20 AMP SHUFFLE SW.	(S16-60202) Tecarc fine switch special	L: 55mm W: 42mm	SW3420ASP
4 POSITION 32/40 AMP MAX	(S32-61090) Camarc, Butters, Tecarc,	L: 105mm W: 50mm	SW3440A
4 POSITION 32/40 AMP SHUFFLE SW.	(S32-60202) Tecarc fine switch special	L: 70mm W: 50mm	SW3440ASP
5 POSITION 32/40 AMP MAX	(S32-61091) Boc / Murex, Portamig, Camarc	L: 160mm W: 46mm	SW3540A
6 POSITION 16/20 AMP MAX SHUFFLE SW.	Cebora 305, 3 phase MIG etc	L: 128mm W: 42mm	SW36CEB20A
6 POSITION 16/20 AMP MAX	(S16-61092) Boc / murex, portamig, camarc	L: 150mm W: 42mm	SW3620A
6 POSITION 32/40 AMP MAX	(S32-61092) Boc / murex, portamig, camarc	L: 160mm W: 50mm	SW3640A
6 POSITION 20 AMP	Special Fro, saf etc		SW3620AFRO
7 POSITION 20 AMP	Oerlikon, West, Cebora, Butters nbc		SW3720A
10 POSITION 20 AMP SHUFFLE SW.	(S16-60201) lots of machines very popular	L: 93mm W: 42mm	SW31020A
10 POSITION 32/40A AMP SHUFFLE SW.	(S32-60201) lots of machines very popular	L: 110mm W: 50mm	SW31040A
4 POSITION COARSE SWITCH	THERMAL ARC FABRICATOR		SW3420ATH
6 POSITION FINE SWITCH	THERMAL ARC FABRICATOR		SW3620ATH
12 POSITION 20 AMP SHUFFLE SW.	Migatronik, Oerlikon, etc		SW31220AMIG
12 POSITION 20 AMP SPECIAL SW.	Saf mig 280bl		SW31220ASAF
0 - LOW - HIGH 20 AMP (CA10 star / delta)	Kemppi RA325 / RA350 round mounting	L: 65mm W: 43mm	SW33RA20A
0 - LOW - HIGH 32 AMP (CA20 star / delta)	Kemppi RA450 round mounting	L: 80mm W: 45mm	SW33RA32A
4 POSITION 20 AMP (CA10)	Kemppi RA325 / RA350 round mounting	L: 85mm W: 43mm	SW34RA20A
4 POSITION 32 AMP (CA20)	Kemppi RA450 round mounting	L: 105mm W: 45mm	SW34RA32A
4 POSITION 20 AMP SALZER (direct replacement)	Esab / murex 253 / 353 / 263 / 303 / 320 etc	L: 108mm W: 45mm	SW34ES20A
10 POSITION 20 AMP (wire for wire replacement)	Esab / murex 253 / 353 / 263 / 303 / 320 etc	L: 93mm W: 42mm	SW310ES20A
0 - 1 - 2 ON / OFF + CHANGE OVER, 20 AMP	Cebora 305 etc.		SW3031220A
0 - 1 - 2 ON / OFF + CHANGE OVER, 32 AMP	Camarc, Butters, etc.	L: 87mm W: 55mm	SW3301232A



ON / OFF SWITCHES rotary cam.

DESCRIPTION	SUGGESTED REPLACEMENT	SIZE	PART No:
ON / OFF 16/20 AMP 2 POLE	(S16-61002) Popular aux on off switch	L: 33mm W: 42mm	SW20120A
ON / OFF 32/40 AMP 2 POLE	(S32-61002) Various machines	L: 38mm W: 50mm	SW20140A
ON / OFF 16/20 AMP 3 POLE	(S16-61003) Various machines	L: 43mm W: 42mm	SW30120A
ON / OFF 32/40 AMP 3 POLE	(S32-61003) Various machines	L: 55mm W: 50mm	SW30140A
ON / OFF 63/80 AMP 3 POLE	(S63-61003) Heavy duty industrial machines	L: 68mm W: 70mm	SW30180A
ON / OFF 32/40 AMP 4 POLE	(S32-61004) Various machines	L: 55mm W: 50mm	SW40140A
0-1-2 32/40 AMP 2 POLE OFF-1-2	(S32-61079) Can be used as volt change over sw	L: 55mm W: 50mm	SW201240A
ON / OFF 20 AMP 3 POLE (CA20 A202)	Kemppi inverters machines- round front fix		SW30132AKEM
AC / DC 125 AMP DPCO SWITCH	Various ac / dc TIG machines		SW22125A



OTHER POPULAR SWITCHES

ON/OFF rocker switch black, 2 pole rated up to 400V, 16A, 30x22 panel hole.



ON/OFF rocker switch red illuminated. 2 pole up to 230V, 16A, 30x22 panel hole.



Rocker sw black, miniature 1 pole changeover. Rated to 230V, 6A, 19x13mm panel hole.



Toggle switch miniature, 1 pole changeover, 5A, 230V max, 6.3mm panel hole.



Toggle switch miniature, 2 pole changeover, 5A, 230V max, 6.3mm panel hole.



Thermal cut out 130C normally closed miniature type for transformer or rectifier. Internal or external mounting.



Thermal cut out 70C normally closed for external mounting only.



Thermal cut out 40C normally open for external mounting only.



Push to make switch N.O. black, 3A rating 12.7mm panel hole.



Superb discounts available on high quantities of switches, contact our sales office.

WELDING CURRENT SWITCH

N.O. contact switches to closed when welding or cutting current is flowing. Please contact us with your requirements for switching current level. CSW001



We are stockists & distributors for Salzer and Kraus & Naimer switches.

If you need a special switch please ask.

CONTACTORS, GAS SOLENOIDS & RELAYS

CONTACTORS

High quality range of contactors suitable for most machines, manufactured to IEC947-4-1, 947-5-1, UL approved, CE marked. All are stocked in 24V, 42/48V, 110/115V, 230/240V, 400/415V.

KW rating	AC1 rating	AC 3 rating	Contacts	approx size	L	w	h	part no.
4KW	20A	9A	3 N.O. + 1 N.C. AUX	70mm x 45mm x 80mm				C0901...V
9KW	32A	16A	3 N.O. + 1 N.C. AUX	70mm x 45mm x 80mm				C1801...V
11KW	40A	25A	3 N.O. + 1 N.C. AUX	80mm x 55mm x 93mm				C2501...V
11KW	40A	25A	4 N.O.(special 4 pole version)	80mm x 55mm x 93mm				C2504...V
15KW	52A	32A	3 N.O. + 1 N.C. AUX	80mm x 55mm x 93mm				C3201...V
22KW	60A	40A	3 N.O. + 1 N.C. + 1 N.O. AUX	125mm x 72mm x 115mm				C4011...V
22KW	60A	40A	4 N.O.(special 4 pole version)	125mm x 72mm x 115mm				C4004...V
25KW	80A	50A	3 N.O. + 1 N.C. + 1 N.O. AUX	125mm x 72mm x 115mm				C5011...V
45KW	110A	80A	3 N.O. + 1 N.C. + 1 N.O. AUX	125mm x 72mm x 125mm				C8011...V

The part number should finish with the coil voltage required, e.g. C250124V, or C250148V etc

AUX CONTACT BLOCKS

The CF411 provides one extra normally open and normally closed set of contacts (10A max). The CF422 provides 2 extra normally open and normally closed sets of contacts. Both clip on top of the contactor.

TOP MOUNTING PART No: CF411

TOP MOUNTING PART No: CF422

SPARE COILS

CONTACTOR MODEL PART NUMBER

0901 + 1801 C12SC...V

2501 + 3201 C32SC...V

4011 + 5011 C40SC...V

8011 C80SC...V



GAS SOLENOID VALVES

Size 1 solenoids are suitable for virtually all MIG, TIG & most PLASMA machines, size 2 are suitable for high flow applications or where a physically larger valve is preferred. These valves are all designed for AC use however will operate on a DC voltage of half the AC rating.

SIZE 1 1/8 BSP inlet & outlet suitable for nearly all machines

VOLTAGE	INLET & OUTLET	PART No
24V ac / 12V dc	1/8 BSP female	GAS124V
42V ac / 24V dc	1/8 BSP female	GAS142V
110V ac / 48V dc	1/8 BSP female	GAS1110V
230V ac / 110v dc	1/8 BSP female	GAS1230V
24V dc low power 10W coil, 1/8 BSP female		GAS124DC



Approx size excluding terminals
54mm H X 30mm X 20mm

SIZE 2 1/4 BSP inlet & outlet suitable for PLASMA machines & other high flow applications

Voltage	Inlet & outlet	Part no
24V ac / 12V dc	1/4 BSP female	GAS224V
42V ac / 24V dc	1/4 BSP female	GAS248V
110V ac / 48V dc	1/4 BSP female	GAS2110V
230V ac / 110V dc	1/4 BSP female	GAS2240V



Approx size excluding terminals
65mm H X 35mm X 40mm

LARGE DC CONTACTORS

Suitable for TIG HF units, OCV wire feed units, etc.

D.P.N.O CONTACTOR @ 160A MAX / POLE. (a.c. & d.c.)	24VDC COIL	PART No: CONT160DP
D.P.N.O CONTACTOR @ 250A MAX / POLE. (a.c. & d.c.)	24VDC COIL	PART No: CONT250DP
D.P.N.O CONTACTOR @ 350A MAX / POLE. (a.c. & d.c.)	24VDC COIL	PART No: CONT350DP
S.P.N.O CONTACTOR @ 200A MAX (dc only)	24VDC COIL	PART No: CONT190SP
S.P.N.O CONTACTOR @ 300A MAX (d.c. only)	24VDC COIL	PART No: CONT300SP
S.P.N.O CONTACTOR @ 320A MAX (d.c. only)	24VDC COIL	PART No: CONT320SP

Above contactors are also available in 12vdc & 48vdc etc please ring for price



RELAY'S

8 PIN OCTAL PLUG IN RELAY, 24VAC COIL, 10A 250VAC	CAMARC, HOBART, ETC	REL224V
11 PIN OCTAL PLUG IN RELAY, 24VAC COIL, 10A 250VAC	BUTTERS, ETC.	REL324V
12VDC COIL, 3 POLE RELAY, 16A 250VAC	HOBART BETAMIG, ETC	REL312V
12VDC COIL, 2 POLE RELAY, 10A 250VAC	OXFORD MIGS	REL212V



Over 8000 relays in stock, contact us with your requirements

+44 (0)1904 410041


Technical ARC Ltd, Outgang Lane, Osbaldwick, York, UK. YO19 5UP
F: +44 (0)1904 414973 E: sales@technicalarc.co.uk or service@technicalarc.co.uk

GAS / WATER FITTINGS & ACCESSORIES.

Gas tails with male thread

Ideal for fitting to gas solenoids & similar

1/8 BSP - 6mm tail - Fits our standard solenoids / ¼ hose	PART No: GAS1860
1/8 BSP - 8mm tail - Fits our standard gas solenoids & 8mm hose	PART No: GAS1880
¼ BSP - 6mm tail - suitable for 6mm / 1/4 hose.	PART No: GAS1460
¼ BSP - 8mm tail - suitable for 8 mm hoses.	PART No: GAS1480
3/8 BSP - 6mm tail - suitable for 6 mm / ¼ hose.	PART No: GAS3860
3/8 BSP - 8mm tail - suitable for 8 mm hose.	PART No: GAS3880



3/8 Bulkhead fittings & nut & tail – all brass

These have a long 3/8BSP thread to fit through a machine panel & allow connection to a standard 3/8 RH nut & tail. Comes complete with lock nut & washers.

3/8 bulkhead – 1/8BSP thread ideal for connecting to solenoids	Part No. GAS3818
3/8 bulkhead – ¼ hose / 6mm hose	Part No. GAS3814T
3/8 R.H. nut and tail pair – high quality for a perfect fit on ¼ hose	part no: GAS3806T



Kempfi style gas snap connectors – for gas & water cooling connections (compatible with WA001/2/3 parts etc on next page)

Female & male gas connectors compatible with Kempfi / Nexus machines (can also be used with water)

Female quick connector with tail to suit 6mm hose	part no: GASKEM01
Female quick connector with tail to suit 8mm hose	part no: GASKEM011
Female quick connector with 1/8bsp male thread	part no: GASKEM012
Male connector with 1/8 male thread to fit gas solenoid etc	part no: GASKEM02
Male connector with 1/4 male thread to fit female thread	part no: GASKEM022
Male connector with 6mm hose tail	part no: GASKEM03
Female quick connector with 3/8bsp female thread	See next page



Male snap connectors Lincoln / SAF & Migatronic

Small push in gas connectors to fit the front panel connection on TIG machines

Migatronic male gas fitting – male TIG torch and intercon	part no: GASMIG01
Lincoln, Lorch and SAF TIG	part no: GASLIN01



TIG torch mono connector 3/8BSP

Standard Dinse style panel connector fitted to the front panel of many TIG machines to give welding power & gas or water all on one 3/8 connection.


Panel mount mono connection c/w Dinse style insulator & 6mm gas tail	part no: GAS3801
--	------------------



Thread reducers / enlargers & adaptors - brass

For enlarging / reducing thread sizes, the T connector is ideal for making a third connection to any gas or water

1/8 male – 1/4 female bsp Ideal for converting solenoids to ¼ BSP fitting	part no: GAS1814MF
1/8 male – 3/8 female bsp	part no: GAS1838MF
1/8 female – 3/8 female bsp	part no: GAS1838FF
1/4 male – 3/8 female bsp	part no: GAS1438MF
1/8 male - 1/4 male bsp	part no: GAS1814MM
1/8 male – 1/8 male bsp	part no: GAS1818MM
1/4 male – 1/4 male bsp	part no: GAS1414MM
1/4 female – 1/8 female bsp	part no: GAS1814FF
T connector, 3 x 1/8bsp female inlets arranged in T, ideal for fitting pres switch	part no: GAS1818T
PCL male connector with ¼ BSP male thread	part no: GASPCLO1



Pressure switches

Ideal for plasma cutters, water cooling systems etc, suitable for air, argon, water etc.



Fixed pressure switch with N.O. contact which closes at 3 bar & above. Ideal for plasma cutting machines etc. 1/8BSP male fitting.
Max 230V, 5A rating, 15 bar max pressure.
Part No. PS3000



Adjustable pressure switch with SPCO switch. Switching point adjustable 1-7 bar. Ideal for plasma cutting machines, some water coolers etc. 1/8BSP male fitting.
Max 230V, 16A rating, 15 bar max pressure.
Part No. PS7000

Air regulator / filter assembly's & pressure gauge

Filter regulators for plasma cutters & similar applications. ¼bsp female in & out ports + 1/8bsp female for pressure gauge. Both regs have a built in filter bowl with auto draining. The pressure gauge fits both regulators & most other machines.

Original high quality Italian (orange) regulator fitted to Cebora etc, max 18 bar inlet, 0-8 bar out 185mm h x 43mm w	part no: REG001
Marsh Bellofram FRC13 high quality regulator max 10 bar inlet, 0-10 bar out, up to 550L/min 170mm h x 40mm w	part no: REG003

Air pressure gauge 1/8 bsp male, 0-12 bar, fits above regulators & most plasma machines etc
part no: **REG002**



Note:
We now only stock high quality regulators due to reliability problems with low cost imports.



O clips & Jubilee clips on next page.

WATERPUMPS & FITTINGS.

WATER PUMPS – Simaco KN35 /KN37 (also replaces earlier KN33 pumps)

Top quality long life Simaco KN35/KN37 rotary water pumps as used by many of the leading manufacturers & fitted to TECARC water coolers

Probably the best water pump in the industry! Constructed with a brass pump head & impeller & a stainless steel shaft. Pump head can be rotated by 90 degree increments so port position can be changed to suit the machine. Ports are 8mm so 6mm hose is a good tight fit with no leaks. Max unrestricted flow is 10L/min but typically gives 2-3L/min when plumbed into a water cooled torch etc. We supply this pump with a capacitor and wiring information.

Part number

WATER PUMP 110 VOLT AC (2.5 Amp) WAP1101

WATER PUMP 230 VOLT AC (1.1 Amp) WAP2301

WATER PUMP 400 VOLT AC (0.6 Amp) WAP4001

APPROX SIZE; L - 200mm, W - 110mm, H - 110mm, all pumps have slotted feet for easy mounting.

Above water pumps can be fitted with a 150mm fan blade as shown, add FB to end of part number, e.g. WAP2301FB



WATER PUMPS - other

VIBRATING WATERPUMP (Electromagnetic solenoid type) part no: WAP2302


CEME 230 V AC pump supplied c/w water fittings for connecting 6mm & 8mm hose.

Used in many European machines. This will also fit some Migatronic machines although may be a little bigger than the original.

Size approx: Length = 200MM (excluding water fittings) X 110MM square

VIBRATING WATERPUMP (Electromagnetic solenoid type) part no: WAP2303

230 V AC pump to suit Esab watercooler. Size approx: Length = 200MM (excluding water fittings) X 110MM



WATER COOLING PARTS, FLOW SWITCHES, HOSE & FITTINGS ETC

A selection of parts for water cooled MIG & TIG machines. Please note; flow switches must be wired correctly to ensure the switch contact is not over loaded.

FLOW SWITCH (Fixed) designed for MIG & TIG welders part no: FLO1000

Fixed flow switch point 0.6 L/MIN. 8mm tails inlet & outlet. N.O. contact.

110Vac @ 1 amp max, 12Vdc @ 1A max. Dimensions: 63mm x 25mm.

Easy connection just cut pipe & add in series,
no fittings or mounting to worry about



FLOW SWITCH TRIAC CIRCUIT (max 5A AC 110V) part no: FLO13

Flow switches can only switch low power control circuits; this buffer circuit can be wired with the flow switches for switching a AC contactor etc.

FEMALE PANEL MOUNT SNAP FITTING 8mm tail & nuts for panel mount (RED) part no: WA0001R

FEMALE PANEL MOUNT SNAP FITTING 8mm tail & nuts for panel mount (BLUE) part no: WA0001B


FEMALE PANEL MOUNT SNAP FITTING neutral, 8mm, as above but no colour part no: WA0001N8

FEMALE PANEL MOUNT SNAP FITTING neutral, 6mm, as above but no colour part no: WA0001N6

FEMALE PANEL MOUNT SNAP FITTING 3/8 BSP female inlet part no: WA000138

MALE PIPE SNAP FITTING – 6mm tail part no: WA0002

MALE PIPE SNAP FITTING – 8mm tail part no: WA0003



Water cooling fittings are the very best quality for no leaks! We recommend using the 8mm tails for 6mm/1/4 hose, this gives a good tight connection without leaking pipes

RADIATOR FOR WATER COOLERS, 235mm x 205mm x 70mm + pipes part no. RAD600

Standard radiator with 8mm in and out for 8mm hose or a good tight fit on 6mm hose, cooling capacity up to 650A on MIG

HOSE CLEAR UNREINFORCED PVC, 5mm ID, 8mm OD, low pressure, part no GAS3005

HOSE PVC 1/4 REINFORCED, British made 6mm ID, 12mm OD 10 bar pressure part no. GAS3006

This is the very flexible type so it's easier to fit connectors & will even fit onto 8 mm tails.

HOSE BLACK RUBBER 1/4 REINFORCED 20 bar CUT TO LENGTH part no. GAS3006R £0.97/M Bulk buy – 60M coil = £54.00

Robust rubber antistatic hose suitable for gas, air & water etc, rated up to 80°C. 6mm ID, 14mm OD.



'O' clips

Genuine Oetiker single ear stepless 'O' clips for perfect crush free clamping of hoses, made from stainless steel. Not to be confused with cheap imitations.

7.8mm -9.5mm size, ideal for water cooled torches

part no: OCLIP95

8.3mm -10.0mm size,

part no: OCLIP10

9.8mm - 12.3mm size, perfect for 1/4 PVC hose on a 6mm tail

part no: OCLIP123

10.8mm - 13.3mm size, for 1/4 hose on larger tails

part no: OCLIP133



Jubilee clips

Genuine Jubilee worm drive, top quality British made product. Fits all our hose including black rubber.

JUBILEE CLIPS – clamping range 9.5mm – 15mm (in pks of 10) part no; JUB9512

Other water fittings, bulkhead fittings and pressure switch are available; see page 57



RECTIFIERS & SEMICONDUCTORS

A very popular range of rectifiers used by virtually every European manufacturer. Amperages for all rectifiers are at 60% duty cycle except RECT303ABR & RECT171ABR which are 35%; all ratings are with fan cooling & good airflow across all plates. Max plate temperature is 140°C fit a thermal cut out if necessary. The plate sizes quoted give a good indication of overall size; inputs & outputs come out on the 100mm side increasing this dimension a bit, however these can be carefully moved if required (except plasma rectifiers). The D size quoted is the total depth of the rectifier from the first plate to the last plate, however you need to allow another 20mm each side for the ceramic insulator, washers & nut, the mounting bolt also extends further on each side but can be cut down if needed.

REPLACEMENT SINGLE PHASE MIG RECTIFIERS

DESCRIPTION	Plate sizes	No. plates	D	Fixing	PART No
130A FULL WAVE BR	140mm x 100mm	2	40mm	1 BOLT	RECT131ABR
170A FULL WAVE BR (max 200A@35%)	140mm x 100mm	4	75mm	1 BOLT	RECT171ABR
150A FULL WAVE BR (max 180A@35%)	200mm x 100mm	2	35mm	2 BOLTS	RECT151ABR
230A FULL WAVE BR	200mm x 100mm	4	75mm	2 BOLTS	RECT231ABR
290A FULL WAVE BR	200mm x 100mm	4	75mm	2 BOLTS	RECT291ABR
400A FULL WAVE BR	200mm x 100mm	8	140mm	2 BOLTS	RECT401ABR
150A CENTRE TAP (- output)	200mm x 100mm	1	3mm	2 BOLTS	RECT151ACT
200A CENTRE TAP (+ output)	200mm x 100mm	2	35mm	2 BOLTS	RECT201ACT
280A CENTRE TAP (+ output)	200mm x 100mm	4	95mm	2 BOLTS	RECT281ACT
390A CENTRE TAP (+ output)	200mm x 100mm	4	95mm	2 BOLTS	RECT391ACT

4 plate 2 bolt fixing 1 ~ rectifier



REPLACEMENT THREE PHASE MIG RECTIFIERS

DESCRIPTION	Plate sizes	No. plates	D	Fixing	PART No
200A 3 PHASE BRIDGE (250A@35%)	300mm x 100mm	2	35mm	3 BOLTS	RECT203ABR
300A 3 PHASE BRIDGE (Esab/Murex)	250mm x 120mm	2	35mm	2 BOLTS	RECT303ABR
290A 3 PHASE BRIDGE	200mm x 100mm	6	100mm	2 BOLTS	RECT293ABR
400A 3 PHASE BRIDGE	200mm x 100mm	6	105mm	2 BOLTS	RECT403ABR
450A 3 PHASE BRIDGE	200mm x 100mm	6	105mm	2 BOLTS	RECT453ABR
550A 3 PHASE BRIDGE	300mm x 100mm	6	105mm	3 BOLTS	RECT553ABR
600A 3 PHASE BRIDGE	300mm x 100mm	6	105mm	3 BOLTS	RECT603ABR

The RECT303ABR is a 2 plate rectifier replacement for Esab / Murex 3 phase compacts LKA/LKB type.

REPLACEMENT PLASMA RECTIFIERS

DESCRIPTION	Plate sizes	No. plates	D	Fixing	PART No
30A 1~ FULL WAVE BRIDGE	100mm x 100mm	2	35mm	1 BOLT	RECT31ABR
60A 1~ FULL WAVE BRIDGE	200mm x 100mm	2	35mm	2 BOLTS	RECT61ABR
60A 3~ BRIDGE RECTIFIER	100mm x 100mm	6	115mm	1 BOLT	RECT63ABR
90A 3~ BRIDGE RECTIFIER	100mm x 100mm	6	115mm	1 BOLT	RECT93ABR
120A 3~ BRIDGE RECTIFIER	100mm x 100mm	6	115mm	1 BOLT	RECT123ABR

6 plate 3 bolt fixing 3 ~ rectifier



Typical 6 plate plasma rectifier



We can rebuild the rectifiers fitted to the MOSA Magic Weld (rectifier PTS.CH.140)

STUD MOUNTED RECTIFIER DIODES – supplied with mounting nuts

Amps	Voltage	Polarity	Package	Part no
70A	600V	STUD CATHODE	DO-5 1/4-28UNF2A	DI70HF60
300A	600V	STUD CATHODE	DO-9 1/4-16UNF2A	DI300U60
300A	600V	STUD ANODE	DO-9 1/4-16UNF2A	DI300UR60

DI300UR60 & DI300U60 replace 70UR60 & 70U60 diodes fitted to many machines such as Kemppi RA350/450, BOC/Murex Transmig, Sterling, etc



PRESS FIT DIODES – COMPLETE WITH BRASS TAILS WITH RING TERMINAL

Type	Application	Part no.
£1 - 9		
32A 400V CASE ANODE (BLACK)	ESAB, MIGATRONIC, PORTAMIG, MESSER	DI35400A
32A 400V CASE CATHODE (RED)	ESAB, MIGATRONIC, PORTAMIG, MESSER	DI35400C
32A 1200V CASE CATHODE (RED)	PLASMA RECTIFIERS	DI351200C



For help cross referencing any semiconductors please contact our technical dept

THYRISTORS

Thyristor type / package	Current ave	Volts	Application	Part no
STUD MOUNTED (6MM STUD)	63A	800V	GENSET, MOSA	THY6312
STUD MOUNTED 13MM STUD)	110A	800V	OERLIKON, TEC ARC, ETC	THY11008
STUD MOUNTED (20MM STUD)	180A	800V	OERLIKON, TEC ARC, ETC	THY18008
STUD MOUNTED T (20MM STUD)	230A	800V	OERLIKON, TEC ARC, ETC	THY230120
CAPSULE TYPE (43MM X 14MM)	410A AVE 780A RMS	600V	GENSET, MOSA, LINCOLN, ETC	THY23006
CAPSULE TYPE (43MM X 14MM)	500A AVE 960A RMS	400V	GENSET, MOSA, LINCOLN, ETC	THY28004
CAPSULE TYPE (TO200AB E-PUK)	720A AVE 1420A RMS	1200V	GENSET, MOSA, LINCOLN, ETC	THY330120
INTERNAL THY/DIODE MODULE	90A (SKKH9208D / IRKH9106)	800V	MUREX, BOC DC130 / DC135	THYTD9006
DUAL THYRISTOR MODULE	90A (SKKT91/92-12 / IRKT9112)	1200V	OERLIKON, TEC ARC, HIRANE	THYTT9120
DUAL THYRISTOR MODULE (COMMON CATHODE)	132A (SKMT132-04)	400V	ESAB LAW400/500, MUREX 413/513	THYTT13204



Other rectifiers can be manufactured to suit most welding machines on request. We also offer rebuilds and load testing on most diode and thyristor rectifiers including Genset and Mosa generator welders.

DISCRETE SEMICONDUCTORS AND MODULES – IGBT'S MOSFETS, DIODES, RECTIFIERS, ETC.

We stock a wide range of semiconductors to suit many machines. These include IGBT modules, mosfets, diode modules, thyristors and triacs, etc. due to the number of devices available it is impossible to list them all. Please telephone our technical department with the device part number and model of machine for prices.

MODULE TYPE	AMPS	VOLTS	SIZE	APPLICATION	PART No
1 PHI INPUT RECTIFIER	35A	600V	28mm X 28mm X 21mm	1 PH INVERTERS	RECT35600
1 PH INPUT RECTIFIER	50A	600V	28mm X 28mm X 21mm	1 PH INVERTERS	RECT50600
3 PH INPUT RECTIFIER	35A	1200V	28mm X 28mm X 21mm	MANY 3 ~ INVERTERS	RECT351200

3 PH INPUT RECTIFIER's 60A, 80A, 110A etc

IGBTS – OVER 300 MODULES IN STOCK PLEASE CONTACT US WITH A PART NUMBER



METERS, SHUNTS & REPLACEMENT UNIVERSAL PCB's



DIGITAL PANEL METERS + METER KITS.

Digital Ammeters & voltmeters with large bright L.E.D. displays designed for fitting into MIG, TIG & MMA welding machines.

Volts display is 0-99.9, Amps display is 0-999. The meter kits come already wired up in a loom complete with transformer, this means quick easy fitting to machines. The advantages of these digital meters over conventional analogue meters include; a longer life span, no sticking needles, not susceptible to grinding dust & more accurate readings which are displayed clearer and can be read from greater distances. Ammeters will also calibrate to almost any shunt. The dual display meter shows both volts & amps together on separate displays. The standard single display DPM100K shows volts or amps selectable with a switch.

The all new DPM110K kit is for MIG machines only, this doesn't require a transformer. This runs from the arc volts so only has 3 wires to connect to give volts / amps readout (max 55V input). Accuracy of all meters is +/- 1% FSD or 2.5% for AC readings.

The displays are mounted onto the front lenses which are 3mm thick for good strength, the kits mount with 2 screws from the front lenses onto the front panel of the machine. The front lenses are large enough to cover most cut outs both round and square up to 76mm, making a professional job of replacing old meters. All meters come with wiring information etc. **Size of lenses, Single display 95mm x 95mm Dual display 98W x 120mm H.**

Type	Display
DIGITAL METER KIT	Dual display dc amps + volts
DIGITAL METER KIT	Single display dc amps & volts switchable
DIGITAL METER KIT	Single display dc amps & volts switchable (arc voltage, max 55V)
DIGITAL METER KIT	Single display ac/dc amps
DIGITAL METER KIT	Single display ac/dc volts

DIGITAL PANEL METER ONLY	Single display dc amps & volts (switchable)
DIGITAL PANEL METER ONLY	Dual display dc amps + volts

All the above meter kits will work with any shunt below



SHUNTS

Industrial shunts for measuring welding current, ideal for use with or digital meters or other meters.

Amps rating & mv output	size	Part no.
400A@30mv @100%, (450A max@60% duty cycle)	75mmx30mm	SH45
400A@60mv @100%, (500A max@60% duty cycle)	145mm x 40mm	SH40060
600A@60mv @100%, (775A max@60% duty cycle)	145mm x 40mm	SH60060
1000A@60mv @100%, (1200A max@60% duty cycle)	145mm x 40mm	SH100060

Note; SH45 is an ultra compact shunt perfect for our DPM meter kits above



UNIVERSAL PCB's FOR WELDING MACHINES

A range of high reliability replacement PCBs to fit most welding & cutting machines.

All PCBs come complete with mounting parts, connectors, potentiometer and fitting instructions.

PCB	Description	part no.
230V compact MIG PCB	Basic PCB 230v with on board aux transformer.	PCB23024

W. speed, in built burnback + relay contact to drive a 230v~ contactor & solenoid, or directly switch mains into main transformer (up to 170A m/c's). (No aux transformer required) (wire feed motor should be 24v, 60W max)
Supply for motor is obtained from secondary of main transformer. (14 - 40VAC) Size L=95mm W=75mm H=50mm

Low cost MIG WFU PCB	low cost w.f.u. pcb replacement. 22 - 48 volt ac input,	PCB2248
----------------------	---	---------

functions inc: w. speed, in built burnback, relay contacts to drive contactor and solenoid, (wire feed motor should be 24v, 70w max)
size l=103mm w=72mm h=35mm

Universal MIG PCB for SWF & compact MIG, 23v - 55v ~ input, (extremely robust PCB)	PCB2355
--	---------

Wire speed control, burnback control, normal trigger & trigger latch functions, wire inch function, 2 x relay contacts for control of contactor & solenoid. Accepts all AC volt inputs from 23-55V
size l=175mm w=100mm h=35mm

REPLACES THE OLD PCB2401 AND PCB4201 AND IS 100% COMPATIBLE.

This is the very best PCB you can buy for industrial MIG machines.




Trigger latching PCB suitable for MIG and TIG machines to give trigger latching	PCB2404
---	---------

Works from any voltages 18v to 50v input ac or dc, fit a switch & you have 2T/4T (normal torch triggering or trigger latching)

HF system AC DC TIGs, Kit with 400 amp HF coil & universal electronic HF PCB.	PCHF4001
---	----------

Requires 230v ac and open circuit volts input. Approx. size pcb l=115mm w=100mm h=50mm, HF coil l=100mm w=80mm h=100mm
A truly universal HF system which will fit virtually all ac dc or dc TIG machines up to 400A. Fits Migatron MTE & Dialogue range, Miller Syncrowaves, Murex 255, 355, 275, 375, LTec Heliarc, Hobart Tigwave & Tigweld, Lincoln 255 & 350, Saf nertabloc, etc etc etc

110v to 230v step up transformers available to power the HF system from a 110 volt supply




HF system special, replacement for RE167 electronic HF modules in AC DC TIGs	PCHF4002
--	----------

Requires 230v ac and open circuit volts input.
Used as a replacement in Messer / EWM TIGs, Oerlikon TAC 203/ 253 / 355p, West TIGs, Cebora 160 ac/dc,

HF system Plasma cutters, Kit with HF coil & PCB to suit plasma machines.	PCPL1501
---	----------

Requires switched 230v ac. 150 amps max current, PCB requires switched 230V AC only.
PCB size l=115mm w=100mm h=50mm HF coil l=100mm w=70mm h=100mm



CAPACITORS & RESISTORS

CAPACITORS - ELECTROLYTIC – for single phase MIG & other welding & cutting machines

Heavy duty DC electrolytic capacitors with very high ripple current, specially designed for single phase MIG & other welding machines.

Value	Volts	Size	Terminals	Part No.
22000uF	50V,	108mm x 35mm dia,	2xM5 on top 14mm centres	CAP2200050
47000uF	50V,	108mm x 51mm dia,	2xM5 on top 23mm centres	CAP4700050
15000uF	100v	108mm x 51mm dia,	2xM5 on top 23mm centres	CAP15000100
4700uF	350V	108mm x 77mm dia	2x M5 on top (plasma cutters & large inverters)	CAP4700350

We can build complete replacement capacitor banks, please contact our technical dept with details of original cap bank & machine



CAPACITORS - MOTOR RUN & POWER FACTOR CORRECTION ETC

Designed for motor run or light duty power factor correction. Often found in motor & fan circuits & sometimes TIG machines. All come with 6.3mm spade terminals & have a M8 bolt fixing at the bottom. The sizes of these caps maybe different from the original in some cases, however this doesn't affect performance. Sizes exclude terminals.

Value	Volts	Size	Part No.
2 uF	450V	D= 28mm H= 60mm	CAP02400
3 uF	450V	D= 28mm H= 60mm	CAP03400
4 uF	450V	D= 28mm H= 60mm	CAP04400
5 uF	450V	D= 28mm H= 60mm	CAP05400
6 uF	450V	D= 28mm H= 60mm	CAP06400
10 uF	450V	D= 29mm H= 70mm	CAP10400
15 uF	450V	D= 35mm H= 75mm	CAP15400
20 uF	450V	D= 40mm H= 75mm	CAP20400
30 uF	450V	D= 40mm H= 90mm	CAP30400
40 uF	450V	D= 45mm H= 100mm	CAP40400
50 uF	450V	D= 50mm H= 100mm	CAP50400
60 uF	450V	D= 50mm H= 120mm	CAP60400
100 uF	450V	D= 60mm H= 120mm	CAP100400

All capacitors have M8 fixing at the bottom & 6.3 faston connections



Note: For power factor correction & 3 phase generators/welder generators 550V capacitors below should be used.

CAPACITORS POWER FACTOR CORRECTION – high reliability

Designed for power factor correction & generator use. Rated for 550V AC continuous to give best reliability on 3 phase supplies etc. All come with leads & M8 bolt fixing at the bottom. Sizes are approx. & exclude wires.

60uF	550V	D= 60mm H= 120mm	CAP60550
70uF	550V	D= 65mm H= 120mm	CAP70550
80uF	550V	D= 65mm H= 120mm	CAP80550



CAPACITORS BANKS FOR WELDER GENERATOR

Designed for generators & similar applications, used in MOSA, GENSET etc machines. 3 caps connected in delta & mounted together to form one unit. Sizes are approx. & exclude wires.

60uF	550V	D= 60mm W= 185mm H= 125mm	CAP60550BK
70uF	550V	D= 65mm W= 195mm H= 125mm	CAP70550BK
80uF	550V	D= 65mm W= 195mm H= 125mm	CAP80550BK



HF CAPACITOR

To fit virtually all TIG & plasma HF circuits regardless of original value, Migatronix, Miller, Lincoln, Hobart, Ltec, BOC, Esab, Murex, Cebora etc. Possibly different mountings to original but supplied with mounting clips etc.

HF CAPACITOR CAP4000HF



POWER RESISTORS

We manufacture & stock special power resistors suitable for PLASMA machines, TIGs etc, please phone with your requirements.



POTENTIOMETERS & KNOBS

A quality range of rugged 24mm diameter carbon potentiometers with a 6mm shaft & 24mm diameter body. Knobs fit most potentiometers including this range. They have a metal inset with grub screw for secure fixing onto shaft of potentiometers. Switched pots are 16mm x 16mm & are ideal for timer circuits etc.

Value & description	part no.
1K ohm Standard linear pot	RES1K
4K7 ohm Standard linear pot	RES4K7
10K ohm Standard linear pot	RES10K
22K ohm Standard linear pot	RES22K
47K ohm Standard linear pot	RES47K
100K ohm Standard linear pot	RES100K
220K ohm Standard linear pot	RES220K
470K ohm Standard linear pot	RES470K
1M ohm Standard linear pot	RES1M
100K linear pot + on/off sw	RES100KSW
220K linear pot + on/off sw	RES220KSW
470K linear pot + on/off sw	RES470KSW
1M linear pot + on/off sw	RES1MSW



KNOBS - tough plastic with metal insert & grub screw

15mm diameter black knob – very small RESKN15
19mm diameter black knob RESKN20
35mm diameter black knob RESKN35



TRANSFORMERS & CHOKES



AUXILIARY TRANSFORMERS

Manufactured in our workshops this range of transformers is designed to cover most popular machines. Most 400V aux transformers listed have a 230V tapping, this is normally used for a fan supply, max fan current is 0.5A on 180VA & 0.7A on 250 & 350VA. The 230V can also be used as the input. The VA rating is the total power of the secondary output & the fan supply. All aux quoted are for air cooled machines unless stated. **If it's not listed just ask we can make it!**

Primary V	Secondary V	Total VA	Approx size	Replacement for	Part No.
0 - 110 - 230		50	80 X 50 X 60	AUTO TRANS	AUX110230
0 - 230	0 - 24	180	100 X 75 X 80	VARIOUS MACHINES	AUX1501
0 - 230 - 400	0 - 24	180	100 X 75 X 80	VARIOUS MACHINES	AUX1502
0 - 230 - 400	0 - 42	180	100 X 75 X 80	VARIOUS MACHINES	AUX1503
0 - 230 - 400	0 - 24 - 42	180	100 X 75 X 80	VARIOUS MACHINES	AUX1504
0 - 24 - 42 - 110 / 0 - 12		180	100 X 75 X 80	STERLING W.F.U.	AUX1505
0 - 220 - 240	0 - 27 / 0 - 9	180	100 X 75 X 80	ELAND MIG 160 / 200	AUX1506
0 - 220 - 240	0 - 27 / 0 - 42	180	100 X 75 X 80	ELAND	AUX1507
0 - 25 - 245 - 405	0 - 25 / 0 - 18	180	100 X 75 X 80	MIGATRONIC KDO	AUX1508
0 - 230 - 400	0 - 230 / 18 - 0 - 18	180	100 X 75 X 80	MIGATRONIC. THERMAL ARC	AUX1509
0 - 230 - 400	0 - 27 / 0 - 9	180	100 X 75 X 80	TECARC SWF MIGS	AUX15010
0 - 24 - 45 / 0 - 110		160	D= 120 W= 50	TOROID FOR MULTIV	AUX1607
0 - 230 - 400	0 - 24	250	115 X 110 X 95	VARIOUS MACHINES	AUX2501
0 - 230 - 400	0 - 42	250	115 X 110 X 95	VARIOUS MACHINES	AUX2502
0 - 230 - 400	0 - 24 - 42	250	115 X 110 X 95	PORTAMIG, ESAB, ETC	AUX2503
0 - 230 - 400	0 - 24 - 230	250	115 X 110 X 95	MAX ARC, ETC	AUX2504
0 - 230 - 400	0 - 42 - 110	250	115 X 110 X 95	BUTTERS, ETC	AUX2505
0 - 240 - 415	0 - 24 / 0 - 42	250	115 X 110 X 95	MUREX, OERLIKON ETC	AUX2506
0 - 220 / 0 - 220	0 - 10 - 42	250	115 X 110 X 95	OXFORD MIG	AUX2507
0 - 240 - 415	0 - 16 - 34 - 45 / 0 - 40	250	115 X 110 X 95	HOBART BETAMIG	AUX2508
0 - 230 - 400	0 - 24 / 12 - 0 - 12	250	115 X 110 X 95	SAF MIG	AUX2509
0 - 230 - 400	12 - 0 - 12 / 24 / 24 / 24 / 135	250	115 X 110 X 95	ESAB DTA	AUX2510
0 - 220 - 400	18 - 0 - 18 / 27 / 26 / 20 / 20	250	115 X 110 X 95	CEBORA PROFF 122	AUX2511
0 - 240 - 415	29 - 0 - 29	350	135 X 125 X 115	KEMPP, ETC	AUX3501
0 - 240 - 415	0 - 24 - 42 - 110	350	135 X 125 X 115	CAMARC, NBC, ETC	AUX3502
0 - 240 - 415	0 - 55 - 110	350	135 X 125 X 115	LINCOLN FCR, ETC	AUX3503
0 - 230 - 400	0 - 24 / 0 - 110	350	135 X 125 X 115	MILLER, SIGMA, ETC	AUX3504
0 - 230 - 400	0 - 48 - 80 / 0 - 24	350	135 X 125 X 115	SIP MIGS	AUX3505
0 - 230 - 400	0 - 26 / 0 - 8	350	135 X 125 X 115	TEC ARC W. COOLED	AUX3506
0 - 230 - 400	0 - 44 / 0 - 26 / 0 - 10 - 20 - 24	350	135 X 125 X 115	CITOARC 303 / 403	AUX3507
0 - 230 - 400		350	135 X 125 X 115	SUPPLY 230V COOLERS	AUX3508
0 - 230 - 400	0 - 42	350	135 X 125 X 115	SUREWELD, CEA MIGS	AUX3509

If it's not listed please ask we can even make special transformers for next day delivery!

If it's not listed please ask we can even make special transformers for next day delivery!



REPLACEMENT MAIN TRANSFORMERS & CHOKES

These are all manufactured in our winding shop, the MIG transformers have switches fitted to reduce fitting time in the machine and to guarantee a working machine. Prior to ordering any main transformer please check exact specs with our engineers to prevent any compatibility issues occurring. All ratings are with fan cooling & good airflow across coils. In dusty environments switches must be protected from dust etc, bagging the switch is the best way.

Description	Duty cycle	Approx size	Part No.
180A, 1-, MIG TRANSFORMER WITH 6 VOLTAGE STEPS.	20% DUTY CYCLE @ 180A.	180 X 140 X 160	TRAN181
200A, 1-, MIG TRANSFORMER WITH 8 VOLTAGE STEPS.	35% DUTY CYCLE @ 200A.	180 X 160 X 160	TRAN201
250A, 1-, MIG TRANSFORMER WITH 8 VOLTAGE STEPS.	35% DUTY CYCLE @ 250A.	250 X 140 X 180	TRAN251
250A, 3-, MIG TRANSFORMER WITH 10 VOLTAGE STEPS.	35% DUTY CYCLE @ 250A.	300 X 120 X 260	TRAN25310
300A, 3-, MIG TRANSFORMER WITH 16 VOLTAGE STEPS.	60% DUTY CYCLE @ 300A	390 X 160 X 290	TRAN303
350A, 3-, MIG TRANSFORMER WITH 32 VOLTAGE STEPS.	60% DUTY CYCLE @ 350A	390 X 170 X 290	TRAN353
400A, 3-, MIG TRANSFORMER WITH 32 VOLTAGE STEPS.	60% DUTY CYCLE @ 400A	390 X 170 X 290	TRAN403
450A, 3-, MIG TRANSFORMER WITH 32 VOLTAGE STEPS.	60% DUTY CYCLE @ 450A	420 X 180 X 290	TRAN453
500A, 3-, MIG TRANSFORMER WITH 32 VOLTAGE STEPS.	60% DUTY CYCLE @ 500A	430 X 180 X 290	TRAN503
200A MIG CHOKE, 35% DUTY CYCLE. (ONE TAPPING)			INDT200
300A MIG CHOKE, 60% DUTY CYCLE. (ONE TAPPING)			INDT300
400A MIG CHOKE, 60% DUTY CYCLE. (TWO TAPPINGS)			INDT400
500A MIG CHOKE, 60% DUTY CYCLE. (TWO TAPPINGS)			INDT500
CEBORA PROF 50 PLASMA TRANSFORMER REPLACEMENT			TRAN50P

Transformer rewinds at keen prices.
As the UK's leading specialist in the design & manufacture of welding & cutting transformers, we can repair or replace virtually any transformer.

We also manufacture transformer boxes. Please contact us for a quote.



+44 (0)1904 410041

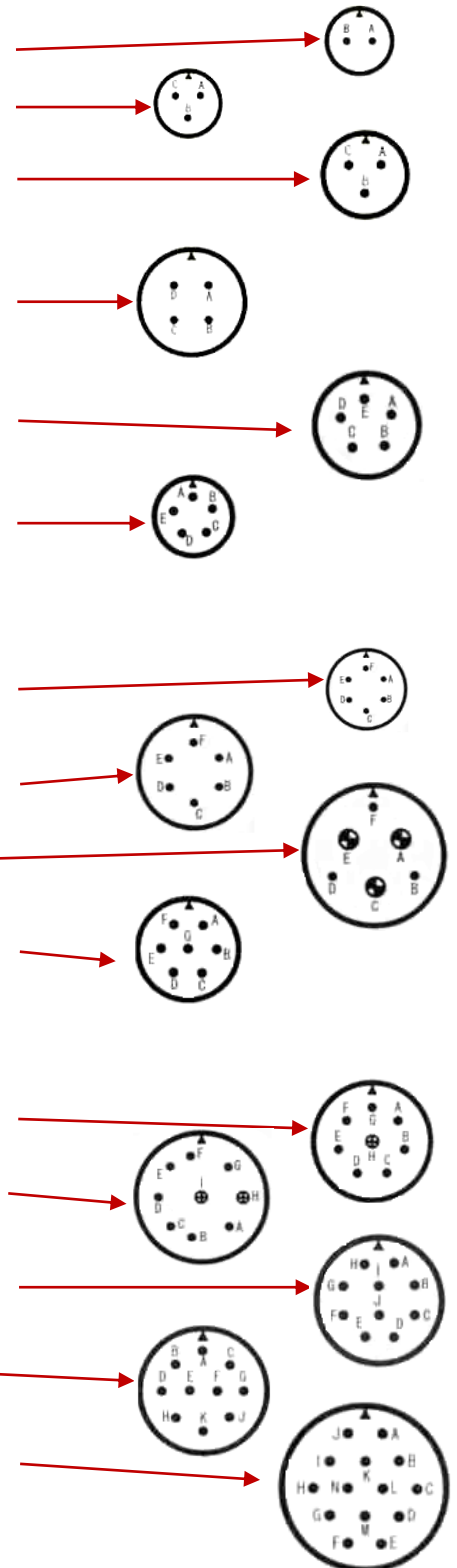
Technical ARC Ltd, Outgang Lane, Osballdwick, York, UK. YO19 5UP
F: +44 (0)1904 414973 E: sales@technicalarc.co.uk or service@technicalarc.co.uk

CONNECTORS

Order 10+ of any connector & receive 5% discount

AMPHENOL STYLE CONNECTORS – all plugs & sockets include rear shell & cable clamp assy.

DESCRIPTION	APPLICATION	PART No
2 WAY CABLE PLUG (12S - 3)	MUREX, ESAB, ETC.	AMP02CP
2 WAY PANEL SOCKET (12S - 3)	MUREX, ESAB, ETC.	AMP02PS
3 WAY CABLE PLUG (10 - 3)	CEA	AMP03CCP
3 WAY PANEL SOCKET (10 - 3)	CEA	AMP03CPS
3 WAY CABLE PLUG (14S - 1)	GENSET	AMP03CP
3 WAY CABLE SOCKET (14S - 1)	GENSET	AMP03CS
3 WAY PANEL PLUG (14S - 1)	GENSET	AMP03PP
3 WAY PANEL SOCKET (14S - 1)	GENSET	AMP03PS
4 WAY CABLE PLUG (18-4)	KEMPPI, ETC.	AMP04CP
4 WAY CABLE SOCKET (18-4)	KEMPPI, ETC.	AMP04CS
4 WAY PANEL PLUG (18-4)	KEMPPI, ETC.	AMP04PP
4 WAY PANEL SOCKET (18-4)	KEMPPI, ETC.	AMP04PS
4 WAY INLINE CABLE PLUG (18-4)	KEMPPI, ETC.	AMP04CPIL
4 WAY INLINE CABLE SOCKET (18-4)	KEMPPI, ETC.	AMP04CSIL
5 WAY CABLE PLUG (16S - 8)	MILLAR, SAF, ETC.	AMP05MCP
5 WAY CABLE SOCKET (16S - 8)	MILLAR, SAF, ETC.	AMP05MCS
5 WAY PANEL PLUG (16S - 8)	MILLAR, SAF, ETC.	AMP05MPP
5 WAY PANEL SOCKET (16S - 8)	MILLER, SAF, ETC.	AMP05MPS
5 WAY CABLE PLUG (14S-5)	PORTAMIG, CEA, ETC.	AMP05CP
5 WAY CABLE SOCKET (14S-5)	PORTAMIG, CEA, ETC.	AMP05CS
5 WAY PANEL PLUG (14S-5)	PORTAMIG, CEA, ETC.	AMP05PP
5 WAY PANEL SOCKET (14S-5)	PORTAMIG, CEA, ETC.	AMP05PS
5 WAY CABLE PLUG (18-11PX) NEW	NEW LINCOLN CONNECTOR	AMP05LNCP
5 WAY CABLE SOCKET (18-11PX) NEW	NEW LINCOLN CONNECTOR	AMP05LNCSS
5 WAY INLINE CABLE SOCKET (18-11PX) NEW	NEW LINCOLN CONNECTOR	AMP05LNCSSIL
6 WAY CABLE PLUG (14S - 6)	MOSA, CEBORA, CEA, WECO, ETC.	AMP06MCP
6 WAY CABLE SOCKET (14S - 6)	MOSA, CEBORA, CEA, WECO, ETC.	AMP06MCS
6 WAY PANEL PLUG (14S - 6)	MOSA, CEBORA, CEA, WECO, ETC.	AMP06MPP
6 WAY PANEL SOCKET (14S - 6)	MOSA, CEBORA, CEA, WECO, ETC.	AMP06MPS
6 WAY CABLE PLUG (18 - 12)	LINCOLN, KAMANCHI, ETC.	AMP06CP
6 WAY CABLE SOCKET (18 - 12)	LINCOLN, KAMANCHI, ETC.	AMP06CS
6 WAY PANEL PLUG (18 - 12)	LINCOLN, KAMANCHI, ETC.	AMP06PP
6 WAY PANEL SOCKET (18 - 12)	LINCOLN, KAMANCHI, ETC.	AMP06PS
6 WAY CABLE PLUG (3 LARGE + 3 SMALL PINS)	BOC, MUREX, ETC.	AMP06BCP
7 WAY CABLE PLUG (16S-1)	BUTTERS, CAMARC, KEMPPI, ETC.	AMP07CP
7 WAY CABLE SOCKET (16S-1)	BUTTERS, CAMARC, KEMPPI, ETC.	AMP07CS
7 WAY PANEL PLUG (16S-1)	BUTTERS, CAMARC, KEMPPI, ETC.	AMP07PP
7 WAY PANEL SOCKET (16S-1)	BUTTERS, CAMARC, KEMPPI, ETC.	AMP07PS
7 WAY INLINE CABLE PLUG (16S-1)	BUTTERS, CAMARC, KEMPPI, ETC.	AMP07CPIL
7 WAY INLINE CABLE SOCKET (16S-1)	BUTTERS, CAMARC, KEMPPI, ETC.	AMP07CSIL
7 WAY CABLE PLUG (16S-1) SPECIAL	KEMPPI TIG TRIGGER PLUG	AMP07KCP
7 WAY PANEL SOCKET (16S-1) SPECIAL	KEMPPI TIG panel socket	AMP07KPS
8 WAY CABLE PLUG (18-8)	ESAB, MIGATRONIC, ETC.	AMP08CP
8 WAY CABLE SOCKET (18-8)	ESAB, MIGATRONIC, LINCOLN, ETC.	AMP08CS
8 WAY PANEL PLUG (18-8)	ESAB, MIGATRONIC, LINCOLN, ETC.	AMP08PP
8 WAY PANEL SOCKET (18-8)	ESAB, MIGATRONIC, ETC.	AMP08PS
9 WAY CABLE SOCKET (20 - 16S)	LINCOLN	AMP09CS
9 WAY CABLE PLUG (20 - 16S)	LINCOLN	AMP09CP
10 WAY CABLE PLUG (18-1)	MUREX, BOC, OERLIKON, KEMPPI, ETC.	AMP10CP
10 WAY CABLE SOCKET (18-1)	MUREX, BOC, OERLIKON, KEMPPI, ETC.	AMP10CS
10 WAY PANEL PLUG (18-1)	MUREX, BOC, OERLIKON, KEMPPI, ETC.	AMP10PP
10 WAY PANEL SOCKET (18-1)	MUREX, BOC, OERLIKON, KEMPPI, ETC.	AMP10PS
10 WAY INLINE CABLE PLUG (18-1)	MUREX, BOC, OERLIKON, KEMPPI, ETC.	AMP10CPIL
10 WAY INLINE CABLE SOCKET (18-1)	MUREX, BOC, OERLIKON, KEMPPI, ETC.	AMP10CSIL
10 WAY CABLE PLUG (18 - 19) SPECIAL	HOBART	AMP10HCP
14 WAY CABLE PLUG (20-27) MILLER, LINCOLN, HOBART, CITOARC, POWCON etc		AMP14CP
14 WAY CABLE SOCKET (20-27) MILLER, LINCOLN, HOBART, CITOARC, POWCON etc		AMP14CS
14 WAY PANEL PLUG (20-27) MILLER, LINCOLN, HOBART, CITOARC, POWCON etc		AMP14PP
14 WAY PANEL SOCKET (20-27) MILLER, LINCOLN, HOBART, CITOARC, POWCON etc		AMP14PS
14 WAY INLINE CABLE SOCKET (20-27) MILLER, LINCOLN, HOBART, CITOARC, POWCON etc		AMP14CSIL
14 WAY INLINE CABLE PLUG (20-27) MILLER, LINCOLN, HOBART, CITOARC, POWCON etc		AMP14CPIL
14 WAY CABLE PLUG (20-27) SPECIAL	MUREX, LINCOLN	AMP14MCP
14 WAY PANEL SOCKET (20-27) SPECIAL	MUREX, LINCOLN	AMP14MPS
19 WAY CABLE PLUG	MUREX	AMP19CP



Next day delivery on 99% of all parts

SPARE BACK SHELL & CABLE CLAMP ASSY

Size 4 – size 12 all stocked

Please phone if you cannot see the connector you require listed above.

Panel plug

Normally on a wire feeder or other aux unit. mates with cable socket



Panel socket

Normally on a power source, mates with cable plug



Inline cable socket

mates with a cable plug, used for extending cables.

(Inline cable plugs can also be supplied, these mate with cable sockets). For extending cables.



Cable socket

Mates with panel plug. Normally fitted at the wire feed end of intercon cables etc



Cable plug

Mates with panel socket. For interconnection leads & TIG torch trigger etc




CONNECTORS

OTHER CONNECTORS - all connectors are complete assemblies & include cable clamp & pins etc

DESCRIPTION	APPLICATION	PART No
2 PIN CABLE SOCKET	OTC, PANASONIC, HITACHI	CON0T2CS
4 PIN CABLE SOCKET	OTC, PANASONIC, HITACHI	CON0T4CS
3 PIN XLR CABLE PLUG	TEC ARC, CITOARC,	CON03CP
3 PIN XLR CABLE SOCKET	TEC ARC	CON03CS
3 PIN XLR PANEL PLUG	TEC ARC	CON03PP
3 PIN XLR PANEL SOCKET	TEC ARC, CITOARC,	CON03PS
4 PIN XLR CABLE SOCKET	TEC ARC,	CON04CS
4 PIN XLR PANEL PLUG	TEC ARC,	CON04PP
5 PIN CABLE PLUG	TEC ARC, CITOARC, ARCTEC	CON05CP
5 PIN XLR PANEL SOCKET	TEC ARC, CITOARC, ARCTEC	CON05PS
2 PIN CONNECTOR	BUTTERS AMT, MITECH, PARWELD, S.W.P,	CON02AMT
3 PIN CONNECTOR	GREEN BIRD, JASIC, ETC.	CON03AMT
3 PIN HUBBELL PLUG (diameter 39mm)	MILLER (ITALIAN) 110V AUX PLUG	CON03HUBW
3 PIN STRAIGHT PIN PLUG (C/W 2MTR LEAD)	MILLER / LINCOLN 110V AUX PLUG	CON03110
3 PIN TRIGGER PLUG GYS TIG	GY S TIG plug NEW	CON03GYS
3 PIN 110V AUX. PLUG	BUTTERS, CAMARC, ETC	CON03110BUT
3 PIN CABLE PLUG	NEWARC RT1500 / RT2000 ETC.	CON03NKCP
3 PIN PANEL SOCKET	NEWARC RT1500 / RT2000 ETC.	CON03NKPS
2 PIN + EARTH EUROPEAN 230V round plug	KEMPPPI, LINCOLN etc water cooler plug	CON03EUROCP
3 PIN TUECHEL CABLE PLUG	MESSER, LINCOLN, MUREX, STEL, MERKLE, CLOUS, LORCH, TELWYN, ETC	CON03TU
5 PIN TUECHEL CABLE PLUG	MESSER, LINCOLN, MUREX, STEL, EWM SAF, OERLIKON, ESS, L-TEC, LORCH, ETC	CON05TU
4 PIN PLASTIC PLUG	SELCO, MILLER,	CON04SEL
5 PIN CABLE PLUG	CEBORA, MIGATRONIC, LINCOLN, HOBART	CON05CCP
5 PIN CABLE SOCKET	CEBORA, MIGATRONIC, LINCOLN, HOBART	CON05CSS
5 PIN PANEL SOCKET	CEBORA, MIGATRONIC, LINCOLN, HOBART	CON05CPS
5 PIN PANEL PLUG	CEBORA, MIGATRONIC, LINCOLN, HOBART	CON05CPP
6 WAY SQUARE CABLE PLUG (HARTING)	MIGATRONIC	CON06MCP
6 WAY SQUARE PANEL SOCKET (HARTING)	MIGATRONIC	CON06MPS
6 WAY MILLER CABLE PLUG	SMALL MILLER INVERTER	CON06MILCP
6 WAY MILLER PANEL SOCKET	MILLER	CON06MILPS
6 WAY 16A RECTANGULAR CABLE SOCKET	OERLIKON, WEST, KAMANCHI	CON06CS
6 WAY 16A RECTANGULAR CABLE PLUG	OERLIKON, WEST, KAMANCHI	CON06CP
6 WAY 16A RECTANGULAR PANEL SOCKET	OERLIKON, WEST, KAMANCHI	CON06PS
6 WAY 16A RECTANGULAR PANEL PLUG	OERLIKON, WEST, KAMANCHI	CON06PP
7 PIN PLASTIC CABLE PLUG, 10A 250V (C16-1)	BUTTERS, MIGATRONIC, NEWARC	CON07CP
7 PIN PLASTIC CABLE SOCKET, 10A 250V (C16-1)	BUTTERS, NEWARC	CON07CS
7 PIN PLASTIC PANEL PLUG, 10A 250V (C16-1)	BUTTERS, NEWARC	CON07PP
7 PIN PLASTIC PANEL SOCKET, 10A 250V (C16-1)	BUTTERS, MIGATRONIC, NEWARC	CON07PS
4 PIN PLASTIC PANEL PLUG, 16A 400V (C16-1)		CON1604PP
4 PIN PLASTIC PANEL SOCKET, 16A 400V (C16-1)		CON1604PS
4 PIN PLASTIC CABLE PLUG, 16A 400V (C16-1)	TECARC ETIG & OXFORD trig plug	CON1604CP
4 PIN PLASTIC CABLE SOCKET, 16A 400V (C16-1)		CON1604CS
7 PIN CABLE PLUG (10-07)	CEMONT	CON07CCP
7 PIN PANEL SOCKET (10-07)	CEMONT	CON07CPS
8 PIN CABLE PLUG	THERMAL ARC small plastic plug	CON08CP
8 PIN PANEL SOCKET	THERMAL ARC	CON08PS
8 PIN RECTANGULAR CABLE SOCKET	AA WELDING / STERLING	CON08SCS
8 PIN RECTANGULAR PANEL PLUG	AA WELDING / STERLING	CON08SPP
9 PIN RECTANGULAR CABLE PLUG	FRONUIS	CON09CP
10 PIN CABLE PLUG	CEBORA	CON10CP
10 PIN PANEL SOCKET	CEBORA	CON10PS
12 PIN BURNDY CABLE PLUG (C/W PINS)	MUREX, ESAB,	CON12CP
12 PIN BURNDY CABLE SOCKET (C/W PINS)	MUREX, ESAB,	CON12CS
12 PIN BURNDY PANEL PLUG (C/W PINS)	MUREX, ESAB,	CON12PP
12 PIN BURNDY PANEL SOCKET (C/W PINS)	MUREX, ESAB,	CON12PS
23 PIN BURNDY CABLE PLUG (C/W PINS)	MUREX, ESAB,	CON23CP
23 PIN BURNDY CABLE SOCKET (C/W PINS)	MUREX, ESAB,	CON23CS
23 PIN BURNDY PANEL PLUG (C/W PINS)	MUREX, ESAB,	CON23PP
23 PIN BURNDY PANEL SOCKET (C/W PINS)	MUREX, ESAB,	CON23PS
14 PIN PLASTIC CABLE PLUG	MESSER GRIESHAM / POWCON / EWM	CON14CP
14 PIN PLASTIC PANEL SOCKET	MESSER GRIESHAM / POWCON / EWM	CON14PS
19 PIN PLASTIC CABLE PLUG	MESSER GRIESHAM / EWM / SAF	CON19CP
19 PIN PLASTIC CABLE SOCKET	MESSER GRIESHAM / EWM / SAF	CON19CS
19 PIN PLASTIC PANEL PLUG	MESSER GRIESHAM / EWM / SAF	CON19PP
19 PIN PLASTIC PANEL SOCKET	MESSER GRIESHAM / EWM / SAF	CON19PS
3 PIN TA CONNECTOR robust bayonet type cable plug		CONTA03CP
3 PIN TA CONNECTOR robust bayonet type cable socket		CONTA03CS
3 PIN TA CONNECTOR robust bayonet type panel socket		CONTA03PS
3 PIN TA CONNECTOR robust bayonet type panel plug		CONTA03PP
3 PIN TA CONNECTOR robust bayonet type inline cable plug		CONTA03CP
3 PIN TA CONNECTOR robust bayonet type inline cable plug		CONTA03CP

Next day delivery on 99% of all parts



TA connectors are our range of robust metal connectors fitted to TECARC SWF MIGS, rated @ 230V 10A max with 8mm max OD cable size

+44 (0)1904 410041

Technical ARC Ltd, Outgang Lane, Osbaldwick, York, UK. YO19 5UP
F: +44 (0)1904 414973 E: sales@technicalarc.co.uk or service@technicalarc.co.uk

INDUSTRIAL MAINS CONNECTORS & CABLE

Industrial mains connectors –very high quality range 16A/32A/63A

We have tested most of the industrial plugs on the market today & found this high quality range of European made connectors to be the best all round. The unique design means really fast assembly. All comply with BS EN60309-1/2, are IP44 splash proof & made from impact resistant engineering plastic. The contacts are nickel plated brass with double screw terminals on all from 32A up.

Description	Part number
110V 16A cable plug	213-1630
110V 32A cable plug	213-3230
110V 16A cable socket (female)	313-1640
110V 32A cable socket (female)	313-3240

230V 16A cable plug	213-1633
230V 32A cable plug	213-3233
230V 16A cable socket (female)	313-1643
230V 32A cable socket (female)	313-3243

400V 16A 4 pin cable plug	213-1636
400V 16A 5 pin cable plug	213-1637
400V 32A 4 pin cable plug	213-3236
400V 32A 5 pin cable plug	213-3237
400V 63A 4 pin cable plug (IP66/67)	218-6336
400V 63A 5 pin cable plug (IP66/67)	218-6337
400V 16A 4 pin cable socket (female)	313-1646
400V 16A 5 pin cable socket (female)	313-1647
400V 32A 4 pin cable socket (female)	313-3246
400V 32A 5 pin cable socket (female)	313-3247
400V 63A 4 pin cable socket (female) (IP66/67)	318-6346
400V 63A 5 pin cable socket (female) (IP66/67)	318-6347



Very high quality.
Super-fast assembly, as low as 30 seconds per plug.
Once tried you will never want to use another connector.



Mains extension leads made to your requirements.
3 phase, single phase etc.

Phone with your requirements.

RUBBER MAINS CABLES HO7-RNF 85°C high quality approved European cable

High quality flexible but tough rubber cable. Voltage rating is 450/750V. Max temp +85°C. Resistant to oils, grease etc. For all tough industrial applications, fab workshops, construction sites etc, also extension leads & machine input cables. Amps ratings are based on 16th edition regs 30c ambient/85c conductor temp.

TYPE / SIZE	Suggested application & approx. amps	PART No.
3 CORE 1.0MM CABLE HO7RNF	mains cable 1~ small equip 11 amps	CAB310R
3 CORE 1.5MM CABLE HO7RNF	mains cable 1~ small equip 17 amps	CAB315R
3 CORE 2.5MM CABLE HO7RNF	mains cable 1~ 27 amps	CAB325R
3 CORE 4MM CABLE HO7RNF	mains cable 1~ phase migs up to 300a, 41 amps	CAB304R
3 CORE 6MM CABLE HO7RNF	mains cable 1~ phase migs up to 350a, 53 amps	CAB306R
3 CORE 10MM CABLE HO7RNF	mains cable 1~ very heavy duty applications, 73 amps	CAB310R
4 CORE 1.5MM CABLE HO7RNF	mains cable 3 ~ light duty equipment 15 amps	CAB415R
4 CORE 2.5MM CABLE HO7RNF	mains cable 3 ~ medium sized MIG machines 24 amps	CAB425R
4 CORE 4MM CABLE HO7RNF	mains cable 3 ~ heavier MIG/TIG, 36 amps	CAB404R
4 CORE 6MM CABLE HO7RNF	mains cable 3 ~ heavy duty machines 47 amps	CAB406R

SY STEEL ARMoured CABLES - high quality approved European cable

Ideal for applications requiring a lightly armoured but flexible cable such as machine input leads, control leads & extension leads. Voltage rating is 300/500V. Max temp +70°C. Amps ratings are based on 17th edition regs, in free air, 70°C

TYPE / SIZE	Suggested application & approx. amps	PART No.
3 CORE 1MM SY ARMoured	inter-connectors, remote cables	CAB301SY
3 CORE 2.5MM SY ARMoured	1~ medium duty 31 Amps	CAB325SY
3 CORE 4MM SY ARMoured	1~ heavy duty, 41 Amps	CAB304SY
3 CORE 6MM SY ARMoured	1~ heavy duty, 53 Amps	CAB306SY
3 CORE 10MM SY ARMoured	1~ HD applications, 72 Amps	CAB310SY
4 CORE 2.5MM SY ARMoured	3~ 26 Amps	CAB425SY
4 CORE 4MM SY ARMoured	3~ 34 Amps	CAB404SY
4 CORE 6MM SY ARMoured	3~ 45 Amps	CAB406SY
4 CORE 10MM SY ARMoured	3~ 63 Amps	CAB410SY

YY PVC CABLES- high quality approved European cable

Ideal for interconnecting leads, remotes & other control cables. Voltage rating is 300/500V. Max temp +70°C. Not recommended for machine mains input.

TYPE / SIZE	Suggested application & approx. amps	PART No.
2 CORE 1MM YY CABLE (PVC)	Intercons & control leads 12 Amps	CAB201
3 CORE 1MM YY CABLE (PVC)	Intercons & control leads 12 Amps	CAB301
3 CORE 1.5MM YY CABLE (PVC)	Intercons & control leads 14 Amps	CAB315
4 CORE 1.5MM YY CABLE (PVC)	Intercons & control leads 14 Amps	CAB415
7 CORE 0.75mm YY CABLE (PVC)	Foot pedals & control leads	CAB775
7 CORE 1MM YY CABLE (PVC)	Intercons & control leads 10 Amps	CAB701
7 CORE 1.5MM YY CABLE (PVC)	Intercons & control leads 12 Amps	CAB715
8 CORE 1.5MM YY CABLE (PVC)	Intercons & control leads 11 Amps	CAB815
12 CORE 1.0MM YY CABLE (PVC)	Intercons & control leads 7 Amps	CAB1210
12 CORE 1.5MM YY CABLE (PVC)	Intercons & control leads 10 Amps	CAB1215
18 CORE 1MM YY CABLE (PVC)	Intercons & control leads 7 Amps	CAB1801

OTHER CABLES

5 CORE SCREENED CABLE 0.2mm (5.5mmOD)	screened cable for TIG remotes etc	CAB502SC
---------------------------------------	------------------------------------	----------

FOR WELDING CABLE SEE NEXT PAGE

+44 (0)1904 410041

Technical ARC Ltd, Outgang Lane, Osbaldwick, York, UK. YO19 5UP
F: +44 (0)1904 414973 E: sales@technicalarc.co.uk or service@technicalarc.co.uk

WELDING CABLE, CONNECTORS, LUGS, EARTH CLAMPS, MMA ETC

WELDING CABLE Superior quality H01N2 Italian cable, unbeatable prices.

We can cut to whatever length you need. Price fluctuates depending on LME copper price.

BS EN60974-1 states that PVC cable is not suitable for welding machines. Our H01 rubber cable is only slightly more expensive but its fully compliant & has a higher current rating, so why risk selling inferior product!

Stocked in all sizes from 10mm, 16mm, 25mm, 35mm, 50mm, 70mm, 95mm & 120mm.

Part numbers; H01N2-10, H01N2-16, H01N2-25, H01N2-35, H01N2-50, H01N2-70, H01N2-95

GUMMIFLEX  <HAR> CE H01N2-D

Rubber insulated cables for welding machines.
Rated voltage Uo/U 450/750 V.



CEI 20-19 CENELEC HD 22

PLEASE CALL OR EMAIL FOR CURRENT CABLE PRICES

Dinse style welding cable connectors – Genuine Trafimet, high quality Italian made range

Genuine Trafimet plugs and sockets made from a high quality heat resistant, flame retardant thermoplastic. Compliance with BS EN60974-12 and CE approved.

The very best quality! **A little more expensive than the rest but once you try these you will not buy anything else!**

TYPE	SIZE	PART No.
DIX PANEL SOCKET	10MM -25MM (SMALL TYPE)	CX0030
DIX PANEL SOCKET	35MM -70MM	CX0058
DIX PANEL SOCKET	70MM -95MM HEAVY DUTY	CX0059
DIX PANEL PLUG	35MM -70MM	CX0072
DIX PANEL PLUG	70MM -95MM HEAVY DUTY	CX0073
DIX CABLE PLUG	10MM -25MM (SMALL TYPE)	CX0020
DIX CABLE PLUG	35MM -70MM	CX0025
DIX CABLE PLUG	70MM -95MM (HD DOUBLE SCREW TYPE)	CX0024
DIX CABLE SOCKET	35MM -70MM	CX0067
DIX CABLE SOCKET	70MM -95MM (HD DOUBLE SCREW TYPE)	CX0044



Dix adaptor 10/25 plug –
35/70 socket
CX0070

DIX ULTRA HD PLUGS & SOCKETS AVAILABLE
95-120mm cable size for serious HD applications.
CX0533, CX0566, CX0546



Cable lugs - high quality British made crimp or solder on.

100% copper cable lugs with tin plating. **Minimum quantity 5pcs**

LUG SIZE	PART No.
10MM SQ X 6MM	LUG1006
16MM SQ X 6MM	LUG1606
16MM SQ X 8MM	LUG1608
16MM SQ X 10MM	LUG1610
25MM SQ X 6MM	LUG2506
25MM SQ X 8MM	LUG2508
25MM SQ X 10MM	LUG2510
35MM SQ X 8MM	LUG3508
35MM SQ X 10MM	LUG3510
35MM SQ X 12MM	LUG3512
50MM SQ X 8MM	LUG5008
50MM SQ X 10MM	LUG5010
50MM SQ X 12MM	LUG5012
70MM SQ X 8MM	LUG7008
70MM SQ X 10MM	LUG7010
70MM SQ X 12MM	LUG7012
95MM SQ X 8MM	LUG9508
95MM SQ X 10MM	LUG9510
95MM SQ X 12MM	LUG9512
120MM SQ X 12MM	LUG12012
120MM SQ X 14MM	LUG12014

BRITISH MADE HIGH QUALITY PRODUCT



Cable lugs reusable type with two securing screws

REUSABLE CABLE LUG 35mm, 300A rated accepts all sizes up to 35mm cable

LUG35300

REUSABLE CABLE LUG 50mm, 400A rated accepts all sizes up to 50mm cable

LUG50400



Earth clamps & MMA electrode holders – good quality

TYPE	PART No.
300A CROC EARTH CLAMP (LIGHT DUTY)	EC300A
400A CROC EARTH CLAMP (MEDIUM DUTY US STYLE HI QUALITY)	EC400A
500A CROC EARTH CLAMP (HEAVY DUTY US STYLE HI QUALITY)	EC500A
600A SCREW TYPE EARTH CLAMP SOLID CAST TYPE	EC600A

200/250A CROC ELECTRODE HOLDER, 200A@35%, 250A@25% max	EH200CR
400A CROC ELECTRODE HOLDER, 400A@35%	EH400CR
400A TWIST ELECTRODE HOLDER, 400A@35%,	EH400TW



Other high quality genuine Trafimet products available on request

NEVADA CLAMPS * GAMMA CLAMPS * PARVA & PERFECTA ELECTRODE HOLDERS ERGOTIG TORCHES * ERGOMIG TORCHES



MIG INTERCONNECTING CABLES, HOSES & SHEATHING

MIG INTERCONNECTING LEADS – now made with our superior rubber welding H01N2 cable on page 66.

Interconnection leads in various sizes and lengths, and covered with a zipper cover. All come with 1/4" reinforced gas hose fitted with 3/8" nut and tail either end, CE marked quality welding cable c/w genuine Trafimet dinse plug and socket fitted on ends & 3 core, 4 core, 7 core, 8 core, 12 core or 18 core control cable (with no plugs fitted as standard on multi-core). Water pipes are approx 1M longer at both ends & have no fittings as standard. Rating are for guidance only.

We can fit any Amphenol type plugs to these intercons etc please phone with requirements.

35mm welding cable for maximum 300A machines.

STD. INTERCON

length	part no.
5m	INT3505
10m	INT3510
15m	INT3515
20m	INT3520

WATERCOOLED INTERCON

part no.
INT3505W
INT3510W
INT3515W
INT3520W

50mm welding cable for maximum 400A machines.

STD. INTERCON

length	part no.
5m	INT5005
10m	INT5010
15m	INT5015
20m	INT5020

WATERCOOLED INTERCON

part no.
INT5005W
INT5010W
INT5015W
INT5020W

70mm welding cable for maximum 500A machines.

STD. INTERCON

length	part no.
5m	INT7005
10m	INT7010
15m	INT7015
20m	INT7020

WATERCOOLED INTERCON

part no.
INT7005W
INT7010W
INT7015W
INT7020W

Please add '3' at the end of the part no. for 3 core cable, '4' for '4' core cable, '7' for 7 core cable.

For 8 core cable add 8 to the end of the part no.

For 12 core cable add '12' to the end of the part no.

For 18 core cable add '18' to the end of the part no.

**For heavy duty blue sheath instead of zipper cover
95mm cable – contact our sales**

For any special intercon or any plugs fitting please contact our sales dept, we can make nearly anything!

PVC HOSE

British made flexible clear PVC hose with reinforcing. 10 bar working pressure rating. 6.3mm ID, 11.0mm OD. +65C max temp.

HOSE TOP QUALITY ¼ REINFORCED PVC 30M REEL Part No. GAS3006



RUBBER HOSE

Black rubber hose with reinforcing. 20 bar working pressure rating. 6.0mm ID, 14.0mm OD. + 80C max temp.

HOSE BLACK RUBBER ¼ REINFORCED 20 bar Part No. GAS3006R



INTERCON SHEATHING- blue high quality type

Blue heavy duty sheathing with reinforcing. Fitting is best using a long pole or draining rods. Provides a very robust covering which is resistant to lots of abuse. Ideal for protecting cables in harsh industrial environments.

INTERCON SHEATHING H. DUTY BLUE 38mm DIA Part No. SHE3801

INTERCON SHEATHING H. DUTY BLUE 51mm DIA Part No. SHE5501



INTERCON SHEATHING ZIPPER COVERS

Black woven nylon zipper covers designed for fast sleeving of intercons & cable assembly's. Very flexible & heat resistant to 70C, but will hole if subjected to heavy spatter. Approx 125mm wide for up to max 95mm welding cable + hose + multicore. Available in 5 handy lengths.

2.7MTR (for 3 M intercons) Part No. SHZ4030

4.7MTR (for 5 M intercons) Part No. SHZ4050

9.7MTR (for 10 M intercons) Part No. SHZ4010

14.7MTR (for 15 M intercons) Part No. SHZ4015

19.7MTR (for 20M intercons) Part No. SHZ4020



INTERCON SHEATHING VELCRO style fastening.

Black cable cover with Velcro style fastening for fast sleeving of intercons & cable assembly's. Tough & heat resistant to 150C. Cuts easily to any length. 150mm wide gives an ID of 40mm, (stretching to 50mm), for up to 95mm welding cable intercons. Very easy to cover existing cables without removing anything. Note; cut ends should be sealed with heat or cable tie to prevent fraying. Buy In 25M rolls or per metre.

VELCRO SHEATHING 150mm Wide Part No. SHV4001



TIG TORCH ZIPPER COVERS

Standard TIG torch zipper covers suitable for all torches. Very flexible & good heat resisting properties.

12FT 110mm Wide (35mm dia) Part No. SHZ3012

25FT 110mm Wide (35mm dia) Part No. SHZ3025



WHEELS, CASTORS, FEET & HANDLES

A popular range of wheels and castors & feet ideal for welding & cutting machines etc. All castors & wheels are fitted with a rubber tyre. The height quoted for the casters is the total height from the floor to the underside of a machine. WHE008 is a non-swivel fixed castor ideal for the rear of a machine. The capacity rating is the max load. 4 bolt mounting castors mount with 60x80mm hole centres.

SWIVEL CASTOR - small

50mm wheel size, overall height 67mm, weight capacity 40kg, single bolt fixing, Ideal for wire feeders etc
WHE001



SWIVEL CASTOR - medium

75mm wheel size, overall height 95mm, weight capacity 70kg, single bolt fixing, Ideal for small machines & wire feeders
WHE002



SWIVEL CASTOR - large

100mm wheel size, overall height 128mm, weight capacity 70kg, 4 bolt plate fixing, ideal for power sources
WHE003



SWIVEL CASTOR – large- heavy duty.

100mm wheel size, overall height 128mm, weight capacity 90kg, 4 bolt plate fixing, ideal for heavier power sources (metal centre) **WHE003HD**



SWIVEL CASTOR – large, heavy duty

120mm wheel size, overall height 155mm, weight capacity 90kg, 4 bolt plate fixing, ideal for power sources
WHE004



FIXED CASTOR - large

100mm wheel size, overall height 128mm, weight capacity 70kg, 4 bolt plate fixing, ideal for power sources
WHE008



WHEEL – medium size 200mm, 8"

20mm bore in centre, weight capacity 200kg, Solid rubber tyre on reinforced centre, ideal for power sources.
WHE005



WHEEL – large size 250mm, 10"

25.4mm bore in centre, weight capacity 280kg, Solid rubber tyre on reinforced centre, ideal for power sources.
WHE006



WHEEL – very large 300mm, 12"

25.4mm bore in centre, weight capacity 280kg, Solid rubber tyre on reinforced centre, ideal for big power sources.
WHE007



STANDARD FOOT – flexible plastic

27mm wide x 21mm high
Mounting hole for M5 or M6 screws.
Ideal for wire feeders etc.
FT001



LARGE FOOT – Rubber – heavy duty

31mm wide x 33mm high, mounting hole for M5 or M6 screws.
For heavier duty applications, wire feeders, power sources etc
Good heat & oil/chemical resistance.
FT002



Handles for welding machines & other heavy duty applications. Made with reinforced polyamide material for high strength & good oil/chemical resistance.

BRIDGE HANDLE SMALL 141mm x 25mmW, fixing centres 117mm, capacity 300kg

Part No. HAN001

BRIDGE HANDLE MEDIUM 151mm x 26mmW, fixing centres 132mm, capacity 300kg

Part No. HAN002

BRIDGE HANDLE TUBE TYPE 220mm x 30mmW, fixing centres 200mm, capacity 200kg
Part No. HAN003

This handle comes complete with a s 20mm satin finish aluminum centre tube.
The tube can be changed to almost any length to suit your requirements.



FUSEHOLDERS, FUSES & MISC HARDWARE

FUSEHOLDER STANDARD 20mm

Rated to 230V, 6.3A. 12.7mm cut out
Good quality fuse holder
FUSH001



FUSE's 20x5mm to suit FUSH001.

Slow acting type & rated to 250V – ideal for most welding machine applications. **All in packets of 10 (min qty)**

1A	FUS001
1.25A	FUS0125
2.5A	FUS025
3.15A	FUS0315
4A	FUS040
5A	FUS050
6.3A	FUS063
10A	FUS010

CABLE GLANDS- IP68 Nylon

Temp range -40--+100C, complete with cable seal, clamp & nut. (Size in mm is panel hole cut out). Extended clamping range means these tighten up onto a wide range of cable sizes.

12mm gland, max 6.7mm OD cable,	GL012
16mm gland, max 10mm OD cable,	GL016
20mm gland, max 12mm OD cable,	GL020
25mm gland, max 18mm OD cable,	GL025
32mm gland, max 25mm OD cable,	GL032
40mm gland, max 32mm OD cable,	GL040



CABLE TIES, PREMIUM QUALITY, nylon 66, +85°C rated, STRONG & VIRTUALLY UNBREAKABLE Not the usual cheap rubbish!

100mm x 2.5mm	Packet of 100	CT10025100
200mm x 5mm	Packet of 100	CT20005100
540mm x 8mm	Single unit	CT540081



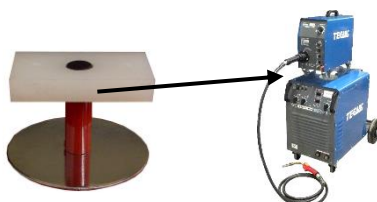
GAS BOTTLE BRACKET

Bolts to a wall or machine & uses chain to secure bottle.
Supplied in 3mm power coated steel.
BOTB001



WIRE FEEDER SWIVEL KIT

Male pin 25mm OD for power source, large strengthening washer & female part for wire feeder – full kit
SVL001



GAS BOTTLE CHAIN

3mm welded chain BZP finish, to suit above bracket & most machines (not rated for lifting). Cut to length
BOTC001



LOWER PRICES

+44 (0)1904 410041

Technical ARC Ltd, Outgang Lane, Osbaldwick, York, UK. YO19 5UP
F: +44 (0)1904 414973 E: sales@technicalarc.co.uk or service@technicalarc.co.uk

TECHNICAL SERVICES

CALIBRATION SERVICES

We offer an in house calibration service to calibrators & meter boxes. Equipment used for validating / calibrating welding machines should be calibrated every 6 months according to BS EN 50504:2008. Meter boxes etc which are designed for use on a machine require calibrating every 12 months.

Type	Recommended freq	What to send in
TECARC CALIBRATOR 500i / 600i / 1000i AC DC	6 months <i>price includes a basic service</i>	Whole unit
STERLING VALIDATOR RECALIBRATION	6 months	Front panel & shunt
STERLING VALIDATOR C/W TACO RECALIBRATION	6 months	Front panel, shunt & taco
TECARC CALIBRATOR 600 AC DC	6 months	Meters & shunt
TECARC CALIBRATOR C/W TACO	6 months	Meters, shunt & taco
STERLING CALIMETER - VARIOUS	12 months	Whole unit
TECARC ANALOGUE METER BOX - VARIOUS	12 months	Whole unit
TECARC CALIBOX – DC versions	12 months	Whole unit
TECARC CALIBOX – AC-DC versions	12 months	Whole unit
TECARC CALI-MIG & CALI-ARC DC	12 months	Whole unit
TECARC CALI-ARC AC-DC	12 months	Whole unit

We offer a repair service on most test equipment including, sterling validator, analogue and digital meter boxes, multimeters, clamp meters, insulation testers, tacometers, etc. We make an inspection charge of £10 in the event of a non-repair. Please note some low cost meters are not worth repairing.

INVERTER/ELECTRONIC MACHINE REPAIRS

We offer a repair service for all inverter based machines. Due to the complexity of inverters, we normally require the full machine to repair any of the circuit boards inside unless the PCB is listed in the PCB repair list on pages 70-82.

An estimate of repair cost will be given after inspection. Due to the complexity of some inverters the estimated price can sometimes change as the repair progresses. In this case, we will inform the customer of any changes before proceeding further. **NOTE:** minimum charge of £20.00 applies to all inverters which are inspected by our engineers whether repair is carried out or not (small MMA & TIG & PLASMA inverters). This is to cover engineering estimate time. This increases to £30 for large or complex machines such as digital machines, larger complex AC DC TIG, synergic MIG etc. Labour is charged at £30/hour (distributor rate). We can organize collection & delivery to anywhere in the UK & Ireland, this is charged at our cost price only. Return carriage costs are extra to any minimum charge or repair costs.

Please note; due to ever increasing volumes of old machines we reserve the right to dispose of machines that have been in storage for greater than 1 year.

PCB REPAIRS & SERVICE EXCHANGE

We offer the most comprehensive PCB repair service in the UK. Please see pages 70-82.

MACHINE REPAIRS

Our service dept can repair almost any welding machine including problem machines, (MIG, TIG, PLASMA, PLASMA WELDING MACHINES, MULTIPROCESS MACHINES, ETC.). We have vast amount of stock available for spares, & if we don't have it in stock we can probably make it or offer an alternative. **NOTE:** minimum charge of £20.00 applies to all machines inspected by our engineers whether repair is carried out or not. This is to cover engineering estimate time. We can organize collection & delivery to anywhere in the UK & Ireland, this is charged at our cost price only. Return carriage costs are extra any minimum charge or any repair costs.

We offer a fast and reliable service, and we can also organize collection and delivery of any machine from almost anywhere.

Please note; due to ever increasing volumes of old machines we reserve the right to dispose of machines that have been in storage for greater than 1 year.

RECTIFIER REPAIRS

We offer a repair service to most press-fit diode type rectifiers, and thyristor controlled rectifiers, notably Migatron, Portamig, Miller, Genset, Esab, Mosa. We guarantee the work done for six months. We also manufacture complete rectifier stacks to suit any machine - prices on request. **We can also load test diode & thyristor rectifiers**

SEE PAGE 59 FOR READY MADE COST EFFECTIVE RECTIFIERS

TRANSFORMER AND INDUCTOR REPAIRS

Transformers are one of our specialties we can make almost any transformer from small auxiliary transformers to large 3 ~ welding transformers. We can rewind most transformers & inductors even ones with a welded up core. If any transformer is beyond repair we can design and wind a new one to replace it at a reasonable cost.

All rewind coils and new transformers & chokes are covered under warranty for one year.

SEE PAGE 62 FOR OUR STANDARD TRANSFORMER & INDUCTOR RANGE

SERVICE ENGINEER TRAINING COURSES

FAST TRACK

We offer fast track engineer training course to two different grades.

Grade 1 –Basic grade, this is ideal for new trainee technicians / engineers & sales staff. This is aimed at those with very little knowledge of the workings of welding machines, who would like to be able to carry out basic faultfinding, repairs & servicing on MIG & TIG machines. Ideally the technician should have some basic understanding of electrical principles but we can tailor the training to suit abilities. We will cover the following subjects; electrical safety & electrical testing for safety, the principles & workings, faultfinding & repairs to basic MIG & TIG machines. We aim to offer a 'hands on' approach possible with examples on actual equipment. We will provide notes and information to take away to provide long term help. The course will be for 1 or 2 days depending on ability. We can advise on the phone if 1 or 2 days will be needed.

Grade 2 –Standard grade, this is ideal for those with a basic working knowledge of conventional welding machines. We include training to more in depth levels on MIG TIG & plasma machines. We cover the following, faultfinding & repair, calibration & validation, electrical safety & testing for electrical safety. We include hands on experience with tips & technical notes to take away. The engineer will be able to fault find & repair to a good standard when grade 2 is achieved. The course will be for 1 or 2 days depending on previous experience etc.

For health & safety reasons anyone working on electrical machines must be 'competent'. Completing our training courses shows a level of competency which should satisfy the Health & Safety requirements.

When any course is completed we issue a certificate showing the grade achieved

Massive range of our British made TECARC & OXFORD welding machines available!
If you are interested in becoming a TECARC or OXFORD distributor please contact us.

PCB REPAIRS AND SERVICE EXCHANGE

MAKE	MACHINE / PCB	PART No.
add EX to part no. for service exchange PCB's, if no service ex price we have no stock		
A.A. WELDING	SAFE T WELD PCB AA115	PCBAA01
STERLING	ECCONOFEEED B PCB No: AA112	PCBAA02
	ECCONOFEEED PCB NO: 21.6 (EARLY PCB)	PCBAA06
	ECCONOFEEED PCB NO: MK 3.4	PCBAA07
	SMALL MIG PCB No: AA133	PCBAA11
	161/201/251 MIG PCB No: AA113	PCBAA09
	THYMIG PCB No:AA117B	PCBAA05
	THYARC 250 / DC400 PCB No: AA117	PCBAA04
	SHF MAIN CONTROL PCB	PCBAA08
	UNISLOPE CONTROL PCB No:AA109	PCBAA10
	STERLING VALIDATOR CONTROL PANEL	PCBAA12
AGA	RADE KONCAR 160/235/420 SINGLE RELAY (207.134.013)	PCBAGA01
	RADE KONCAR 160/235/350/420 DOUBLE RELAY (207.134.013A)	PCBAGA02
	RADE KONCAR 160/235/350/420 WITH TIMER (201.134.014)	PCBAGA03
	200 MOTOR PCB	PCBAGA04
	200 TIMER PCB	PCBAGA05
	MK144A PCB	PCBAGA06
	MOTOR CONTROL PCB MK120	PCBAGA16
	WIRE FEED UNIT CW 6C PCB	PCBAGA10
	RADE KONCAR MIGWELD 350/450 PCB	PCBAGA15
	MIG 200B, CW6B PCB'S	PCBAGA12
	RADE KONCAR PCB No: R.K.-048A (CW33-2) MOTOR PCB	PCBAGA13
	RADE KONCAR 030 TIG CONTROL PCB	PCBAGA07
	R300 CURRENT PCB No: MK130	PCBAGA08
	R300 MAIN PHASE CONTROL PCB No: MK129A	PCBAGA09
	GM 300 POWERSOURCE PCB	PCBAGA11
	AC / DC 302 CONTROL PCB No: 207224019	PCBESA17
	AC / DC 302 THY. DRIVE PCB No: 207224015 / 207134189	PCBESA18
	AC / DC 302 TURN OFF PCB No: 207224016	PCBESA19
	AC / DC 302 OVER VOLTAGE PCB No: 204001	PCBESA20
ARCGEN	330SD THYRISTOR CONTROL MODULE (POTTED MODULE) No: SC-1640A	PCBAGN01
	330SD AUTO IDLE PCB	PCB AGN02
	ACR 270 / 300 CURRENT CONTROL PCB No: ACR-W3 / ACR -W4	PCBARG03
ARCTEC	PSF 2 SPEED CONTROL PCB No: UKA0056	PCBARC01
	PSF 2 RELAY PCB No:UKA0066	PCBARC02
	UKA0041 PCB	PCBARC03
	UKA0056 / 66 MIG PCB	PCBARC04
	ARCTEC MIG PCB (UKA0067)	PCBARC07
	MIG PCB No: RE268	PCBARC05
	ARCTEC BURNBACK PCB	PCBARC06
	ARCTEC TIG THY. CONTROL PCB (UKA0060 / PC525)	PCBARC08
ARO	ARO MIG 2 CONTROL PCB	PCBAR001
BESTER MIG	MIG CONTROL PCB (UC43)	PCBBES01
	PDE41 W.F.U PCB No: US41A	PCBBES02
	MIG CONTROL PCB No: US41S	PCBBES03
	MIG CONTROL PCB No: US 43	PCBBES04
	MIG CONTROL PCB No: US45S	PCBBES05
	MIG CONTROL PCB No: US51S	PCBBES06
BLACKHAWK	MIG PCB No: 5101-A	PCBBLA01
	WEL 1022 SPOT WELDER PCB	PCBBLA02
	WEL 160 / 161 PCB	PCBBLA03
	BLACKHAWK CONTROL MODULE	PCBBLA04
BOC	AUTOLYNX 2 VOLTAGE PCB	PCBBOC01
	AUTOLYNX 2 LOGIC PCB	PCBBOC02
	AUTOLYNX 2 MOTOR PCB	PCBBOC03
	LYNX 2E GOVERNOR PCB	PCBBOC16
	LYNX 2E SWITCHING PCB	PCBBOC17
	LYNXPACK 200	PCBBOC11
	TRANSMIG - SMR ETC BURNBACK PCB	PCBBOC04
	TRANSMIG - 140/180/240 PCB	PCBBOC05
	T/F & T/M COMPLETE CONTROL BOX 2.0 S	PCBBOC07
	T/F & T/M COMPLETE CONTROL BOX 2.0 SL	PCBBOC08
	TRANSMATIC 3.2S PCB No:RE072	PCBBOC09
	TRADESMAN DC130 PCB	PCBBOC06
	DC 180 TIG HF PCB	PCBBOC10
	TRANSTIG DC 250 THY CONTROL PCB	PCBBOC15
	DC 404 PCB	PCBBOC13
	THF150L CM307 MOD & CM312 MOD	PCBBOC12
	STARFIRE 180 HF AND CONTROL PCB	PCBBOC20
	SQUAREWAVE AC-DC 350 PCB	PCBBOC14
	TRANSTIG AC - DC 250 PCB No: 1410024	PCBBOC18
	BOC IMP CUTTER PCB	PCBBOC19
BOROMIG	MIG 330 CONTROL BOX PCB No: BCE250	PCBBOR01
	BCE24M (PCB only not full box)	PCBBOR02
	BCE36 PCB(PCB only not full box)	PCBBOR03
BUTTERS /	PROFEED PCB (EARLY VERSION)	PCBBUT12
BRITWELD	MIG PCB No: AS1201M (PROFEED LATER VERSION)	PCBBUT17
	MIG PCB No: AS0708 (LIKE PROFEED)	PCBBUT02
	MERLYN PCB No: AS1203	PCBBUT23
	OTTER PCB No: ISKRA	PCBBUT26
BUTTERS / BRITWELD	OTTER M/M180 PROFFMIG PCB (S1000A03 / MS10-1D)	PCBBUT31
	602 CONTROL MOD	PCBBUT04
	824 MOD	PCBBUT09
	835 MODULE	PCBBUT13
	838 CONTROL MODULE (MK30 BOX)	PCBBUT14
	902 CONTROL MODULE	PCBBUT15
	LUNCHBOX TYPE W.F.U. PCB	PCBBUT24

Contact our sales department for keen prices.

sales@technicalarc.co.uk

PCB REPAIRS AND SERVICE EXCHANGE

MAKE	MACHINE / PCB	PART No.
add EX to part no. for service exchange PCB's, if no service ex price we have no stock		
BUTTERS/BRITWELD	MK2 / MK3 W.F.U. PCB (PCB ONLY)	PCBBUT25
	MK3 CONTROL BOX COMPLETE	PCBBUT32
	NBC MIG CONTROL BOX PCB No:2001B	PCBBUT11
	BR 800 W.F.U. PCB No: P0800	PCBBUT21
	MICROMIG PCB No: 81C	PCBBUT19
	P800 MK4 PCB	PCBBUT16
	AUTOWELD 165 ETC. - 20 PIN	PCBBUT10
	AW303 PCB No: ELO840 ISS. 3	PCBBUT34
	280 / 380 MIG PCB No: MM160.682778	PCBBUT35
	BUTTER AMT 211 / 220 MIG PCB No: RE414B	PCBBUT36
	BUTTERS MIG PCB No: VAR-05R	PCBBUT37
	BUTTERS AMT 241 / 271 / 311 / 300 / 500 MIG PCB No: 7977999	PCBBUT38
	BUTTERS AMT MIG 170C PCB No: VAR-13	PCBBUT39
	DUAL DISPLAY MODULE No: AVM-401	PCBBUT33
	DC 130 PCB	PCBBUT05
	DC 150 PCB	PCBBUT06
	DC 150 HF BOX ELECTRONIC	PCBBUT07
	DC 180 PCB	PCBBUT08
	DC 400	PCBBUT22
	MULTITIG AC - DC 150 PCB	PCBBUT20
	AUTOTIG 160 AC -DC PCB	PCBBUT01
	AC-DC 250/160 HF BOX	PCBBUT28
	AC-DC 250/400 FRONT PANEL PCB (9000 SERIES)	PCBBUT29
	AC-DC 250/400 MAIN PCB 9000 SERIES (REQUIRE FRONT PCB)	PCBBUT30
	AS1200M PLASMA PCB	PCBBUT18
	AS0108 PLASMA PCB	PCBBUT03
	AUTOCUT 45 - 80 PLASMA PCB	PCBBUT27
CAMARC	2S ETC. FEED UNIT CONTROL BOX	PCBCAM01
	COMPACT MIG SPEED CONTROL PCB	PCBCAM02
CEBORA	POCKET MIG / TURBO 130	PCBCEB01
	160/180A MIG PCB (C/W TIMER) PCB No:845	PCBCEB02
	MIG 240 PCB No:5600849B	PCBCEB03
	802 / 812 / 816 / 820 MIG PCB No:805 (OLD TYPE)	PCBCEB04
	816 MIG PCB	PCBCEB05
	4 ROLL DRIVE W.F.U PCB No:5.600.939	PCBCEB06
	260E MIG PCB No: 866	PCBCEB07
	521 / 523 / 524 / 525 / 526 / 527 / 528 MIG PCB No: 5600940	PCBCEB08
	838 AUTOSTAR 180 MIG PCB No: 5600923	PCBCEB09
	802 CONTROL MODULE	PCBCEB10
	JAGUAR PCB	PCBCEB11
	APPOLLO 215 MIG PCB No. 5600789	PCBCEB12
	STAG 196 MIG PCB No: 5600775	PCBCEB13
	SMALL MIG PCB No: 5600977	PCBCEB14
	BOXER 195 MIG PCB No: 5600925	PCBCEB30
	BOXER 185 PCB No: 5600785	PCBCEB44
	GTF4 MIG PCB No. 5600939	PCBCEB31
	TFA4 PCB No: 5600776	PCBCEB32
	REDSTAR MIG PCB No: 3210124	PCBCEB56
	TIG STAR 150 C/W LATCH, SLOPE, REMOTE PCB No:5600867 / 5600889	PCBCEB16
	TIG STAR 150 HF PCB No: 866 / 998	PCBCEB42
	POCKET PULSE 100 TIG CONTROL PCB No:873	PCBCEB17
	POCKET PULSE 100 BACKGROUND PCB	PCBCEB43
	DC 130 PCB	PCBCEB19
	TIG UNO PCB No: 890 12	PCBCEB15
	AC-DC 160 / 250 THY. CONTROL PCB No:RE112E	PCBCEB18
	TIGSTAR 250 FRONT PANEL CONTROL PCB No: 5600893	PCBCEB47
	TIG 16P MAIN PCB No. 5600930	PCBCEB33
	TIG 16P HF START AND CONTROL PCB No: 5600926B	PCBCEB48
	SNAPON AUTOCUT 25 PLASMA PCB	PCBCEB20
	PLASMA CAR 30	PCBCEB21
	PLASMA 30 PCB No: 894 - 95	PCBCEB22
	PLASMA PROF 37 PCB No: 5602146 / 3210246LS	PCBCEB46
	PLASMA PROF 50 PCB No: 896	PCBCEB23
	PLASMA PROF 52 / 35 PCB No:5600960	PCBCEB24
	PLASMA PROF 70 / 92 THY. CONTROL PCB No. 5600934I / 3210088	PCBCEB34
	PLASMA PROF 70 / 92 LOGIC CONTROL PCB No: 5600933B	PCBCEB35
	PLASMA PROF 70 / 92 HF PCB No: 5600898	PCBCEB49
	PLASMA PROF 70 / 92 OCV MONITORING PCB No: 5600937	PCBCEB50
	PLASMA PROF 70 / 92 FRONT PCB No. 5600987	PCBCEB36
	PLASMA PROF 80 HF PCB No: 3210251	PCBCEB51
	PLASMA 90 CONTROL PCB	PCBCEB25
	PLASMA PROF 90 HF PCB No. 861	PCBCEB37
	PLASMA PROF 120 RELAY PCB No: 847	PCBCEB26
	PLASMA PROF 122 MAIN PCB	PCBCEB27
	PLASMA PROF 122 IGBT DRIVE PCB	PCBCEB28
	PLASMA PROF 122 HF PCB	PCBCEB29
	PLASMA PROF 162 HF PCB No: 3210173	PCBCEB53
	PLASMA PROF HF PCB No. 5600846 (846)	PCBCEB38
	PLASMA PROF CONTROL & HF PCB No: 5602170 / 3210262	PCBCEB39
	POWER PLASMA 3000 HF PCB No: 5602074/B	PCBCEB40
	ABOVE PCB BUT WITH HV TRANSFORMER REWOUND	PCBCEB41
	PLASMA CONTROL PCB No: TESAX 804B	PCBCEB52
	SPOT WELDER CONTROL PCB No: 112433	PCBCEB45
	SPOT WELDER PCB No: TESAX837	PCBCEB54
	TIGSTAR 251 AC DC PCB 5600891	PCBCEB55
CEA	140A PLASMA PCB	PCBCEA01
	TR4 W.F.U FRONT PANEL PCB No: FA013220	PCBCEA02
	VARIOUS PCB'S	SEE SUREWELD

Contact our sales department for keen prices.

sales@technicalarc.co.uk

PCB REPAIRS AND SERVICE EXCHANGE

MAKE	MACHINE / PCB	PART No.
------	---------------	----------

add EX to part no. for service exchange PCB's, if no service ex price we have no stock

CEM	PLASMA HF PCB AF2	PCBCEM01
	PLASMA CONTROL PCB PL7	PCBCEM02
	PLASMA CONTROL PCB PL15	PCBCEM03
	PLASMA CONTROL PCB PL23	PCBCEM04
	MIG PCB No: CO2G	PCBCEM05
	W.F.U PCB No: CS263	PCBCEM06
	232T / UTF 2.31/2.13 PCB No: (CS310 / RE267)	PCBCEM07
	PROMIG 170 TURBO PCB No: 800004162	PCBCEM08
	MIG PCB No: CO2F	PCBCEM09
	MIG PCB No: CO2H	PCBCEM10
	TL5A MIG PCB	PCBCEM11
	TL58A MIG PCB	PCBCEM12
	170A MIG PCB No: R4 - B	PCBCEM13
	RE065B PCB	PCBCEM14
	CEMIG 230TX PCB No: R25	PCBCEM16
	BLUMIG 300 / TF300 W.F.U. PCB No: CE22646 / CS22912	PCBCEM17
	TX150 HF PCB No: HF210	PCBCEM15
CITOARC	SEE OERLIKON PCB REPAIR PRICES	
CLARK	PLASMA E PCB No: 10787 / 177042	PCBCLA01
	130 MIG PCB No: E1285.4	PCBCLA02
	MIG PCB No: E1289 / E1389	PCBCLA03
	MIG PCB No: E0685	PCBCLA04
	MIG PCB No: E1489.1	PCBCLA05
	MIG PCB No: E1292 177254	PCBCLA06
	MIG PCB No: E0788.3	PCBCLA07
	MIG PCB No: E0795	PCBCLA08
	MIG PCB No: 22710064	PCBCLA09
	MIG PCB No: 22710043	PCBCLA10
COMAG	205 MIG PCB No: RE152B	PCBCOM01
COMMERCY	2600 / 3600 / 4600 MIG PCB	PCBCMY01
	CYTIG 410 / 510 PCB	PCBCMY02
	CYTIG PCB No. 40124676	PCBCMY03
CLOUS	CK166N/2 MIG PCB No: 033242600	PCBCLO01
	MIG LOGIC CONTROL PCB No: 033241800 / 033242100	PCBCLO03
	MIG MOTOR CONTROL PCB No: 033331700	PCBCLO04
	HS700K GAS / NOZZLE SENSOR PCB No: 033.24.83.00	PCBCLO02
CUTLASS	CLIPPER STUD WELDER PCB	PCBCUT01
DECA MIG	DECA MIG CONTROL PCB	PCBDEC01
	DECA MIG 530 PCB No: 665031A (WF0.5)	PCBDEC02
	DECA MIG 418SL CONTROL PCB	PCBDEC03
	DECA MIG PLASMA 40 / 50 CONTROL PCB No: 665045	PCBDEC04
	DECAPAC 50 PLASMA CONTROL PCB No: 665026	PCBDEC05
ELAND	MIG PCB No: W10M-4	PCBELA01
ELLANDMIG	160 / 200 PCB	PCBELL01
	DC 130 PCB	PCBELL02
ELECTRA-BECKEM	MIG CONTROL PCB No: 01602484-2	PCBELE01
	MIG PCB No: 8106004928	PCBELE03
	MIG PCB No: 8106097276	PCBELE05
	HWS 160 / 210 MIG PCB No. HEPLI GDI / 193742	PCBELE04
	MIG PCB No: 8106600695	PCBELE06
	280WP PLASMA PCB No: PLS5-6	PCBELE02
ELEKTROSTA	MIG PCB 056E	PCBELK01
ERFI	DIGIFEED 4.10 DF4	PCBERF01
	BIG TOP PCB	PCBERF02
	TURBO 2500 PCB No: T1286V3.3	PCBERF03
	MIG PCB No: T8 / 85 V4.2	PCBERF04
	MIG CONTROL PCB No: T1286	PCBERF05
	MIG PCB No: T5-95-V3	PCBERF07
	PS80 PLASMA PCB No: EPS ST2.2	PCBERF06
ESAB	125 / 160 / 250k PCB	PCBESA01
	A10 MVC 30 PCB No: 153002-001	PCBESA02
	A10 MVC 30 WITH TIMER PCB No: 153 006 - 001	PCBESA03
	MEB 20 PCB	PCBESA04
	MEC 30 & 44 STD PCB No: 341056880	PCBESA05
	MEC 30 & 44 OPTOMATIC PCB No: 3411 33-880	PCBESA06
	MED 20 & 30 STD PCB No: 481111-001B	PCBESA07
	MED 44 SYNERGIC PCB No. 341408/9 880	PCBESA39
	MEK 4 PCB	PCBESA37
	MEK 4 DIGITAL METER PCB No: 486212880	PCBESA53
	MEE 30 PUSH PULL PCB	PCBESA08
	MEH 30 / 44 PCB	PCBESA09
	MTB 44 W.F PCB	PCBESA25
	MEK 2 PCB No: 486283880 / 486239882	PCBESA36
	ORIGO-FEED 30-4 PCB No: 487253 / 487254	PCBESA54
	PEG 1 CONTROL BOX (MINIMUM CHARGE)	PCBESA21
	A6 MOTOR PCB (early version with two aluminum plates)	PCBESA48
	A6 MOTOR PCB (later version)	PCBESA49
	LAW 400 / 400T / 500 / 500T PCB No: 486480881/4	PCBESA38
	DC 630 / 800 THY. PCB	PCBESA14
	LAD 1400 PCB	PCBESA50
	LAD 2000 THY. CONTROL PCB No: 319 002	PCBESA51
	LAD 2000 POWER SUPPLY PCB No: 317 401	PCBESA57
	LAH 500 THY. PCB	PCBESA15
	LAH 500 REG PCB (THY PCB REQUIRED)	PCBESA16

Contact our sales department for keen prices.

sales@technicalarc.co.uk

PCB REPAIRS AND SERVICE EXCHANGE

MAKE	MACHINE / PCB	PART No.
add EX to part no. for service exchange PCB's, if no service ex price we have no stock		
ESAB	LAH 500 OLD STYLE THY. CONTROL PCB No. 319043-880	PCBESA40
	LAR POWERSOURCE PCB No. 481593884	PCBESA41
	TRANSMIG 505 THY PCB No:675296 / 675346	PCBESA22
	SPEEDER 315 COMPACT / SMASHWELD MK2 PCB	PCBESA10
	SMASHWELD 180 MK1 PCB No:341577880	PCBESA11
	POWER COMPACT 250 W22E PCB	PCBESA18
	POWER COMPACT 400 W26 / W28 PCB	PCBESA19
	POWER COMPACT PCB No: 481979	PCBESA20
	LKA 180 / 240 PCB No: 486158-0014	PCBESA34
	LKB 265 / 320 PCB No. 487287 etc	PCBESA35
	ESAB 171 small MIG LK20-2 PCB	PCBESA63
	PCB No: NG435	PCBESA62
	LKC-32 PCB	PCBESA56
	LHD 400 + 630 - 3 PCB'S (PRICE FOR EACH PCB)	PCBESA24
	LTD 200 - VARIOUS PCBS	PCBESA26
	LTG 250 PCB	PCBESA17
	LHF 250 / 400 THY. PCB	PCBESA31
	LHH 250 - 400 PCB	PCBESA27
	TIGMA 150 DC CURRENT PCB	PCBESA32
	TIGMA 150 DC LOGIC PCB	PCBESA33
	TIGMA 160 DC PCB No: 1270591 / 1 442 499	PCBESA55
	HANDY LHK130 THY. CONTROL PCB No. 347125-881	PCBESA42
	ARISTO TIG LTG 200 MAIN PCB No. 481863-001BK (REQUIRE MACHINE)	PCBESA45
	DTA200 REG PCB	PCBESA12
	DTA200 SLOPE & HF PCB	PCBESA13
	DTA300 CONTROL PCB No: 207224019	PCBESA58
	DTA300 THY. DRIVE PCB No: 207224015 / 207134189	PCBESA59
	DTA300 TURN OFF PCB No: 207224016	PCBESA60
	DTA300 OVER VOLTAGE PCB No: 204001	PCBESA61
	DTB 275 / 375 MAIN CONTROL PCB	PCBESA28
	DTB 275 / 375 SLOPE PCB	PCBESA29
	DTB 275 / 375 INTERFACE PCB	PCBESA30
	AC - DC 255 / 355 THY PCB	PCBESA23
	HELIARC 252 / 352 AC/DC TIG MAIN PCB No. 380901497	PCBESA43
	HELIARC 252 / 352 AC/DC TIG SLOPE PCB No: 38080	PCBESA44
	TIG AID 315 AC/DC MAIN PCB No. 341382-001B	PCBESA46
	TIG AID 315 AC/DC HF PCB	PCBESA47
	HANDY PLASMA 50 HF PCB No: HFUNIV / 3074120105	PCBESA52
ESS	UNIARC 5 PCB	PCBESS01
	FE11-4 & FE11-5 PCB	PCBESS02
	PS12-9 CONTROL BOX	PCBESS03
	FE15-2 CONTROL PCB	PCBESS04
	PLASMA 40 / 80 PCB No: PL1	PCBESS05
	PLASMA PCB No: PL2 - 1	PCBESS06
ESSTI	SEE QERLIKON PCB REPAIR PRICES	
EUROFEED	EUROFEED PCB	PCBEUR01
EUTECTIC	CASTOTIG 150 RELAY PCB No: 1441281 / 1270213	PCBEUT01
	CASTOTIG SMALL RELAY PCB	PCBEUT02
	CASTOTIG CONTROL PCB	PCBEUT03
	RYTMARC CONTROL PCB No: 4.070149	PCBEUT04
	REMOTE RA2 PCB No: CFR4PA (4070.150A)	PCBEUT05
	DERBY 230 MIG PCB No: W10-4	PCBEUT06
	EUROBOY 20 MIG PCB No: S315 G18324	PCBEUT07
EUROTHERM	512C MOTOR DRIVE MODULE	PCBEUR01
EWM (also see MESSER)	WEGADRIPE PCB 4/4M/4L M100 version	PCBEWM01
	WEGADRIPE PCB M200 version	PCBEWM02
	WEGA 330/400/500/600 power source PCB 44.2275.02	PCBEWM03
	HF PCB HFDC1T	PCBEWM04
	PROFIMIG W44 44.1940.01L	PCBEWM05
FDB	JOLLY MIG CONTROL PCB	PCBFDB01
	ARGOFIL 310 WIRE FEED UNIT PCB	PCBFDB04
	ARGOFIL 410 PCB WITH 16 PIN + 11 PIN CONNECTOR	PCBFDB07
	ARGOFIL PCB No: 1300100104	PCBFDB08
	650 MIG CONTROL PCB	PCBFDB05
	MIG CONTROL PCB No: 13001097	PCBFDB09
	HF PCB No: 13001022	PCBFDB02
	PLASMA LOGIC PCB	PCBFDB03
	PLASMA RELAY PCB No. 13001024	PCBFDB06
FERROMATIC	300 W.F. CONTROL PCB	PCBFER01
FRO	SEE QERLIKON PCB REPAIR PRICES	
	DC TIG 160 PCB No: ES55	PCBFRO01
	FROTIG AC - DC 201 / 200 THY. CONTROL PCB No:ES25A	PCBFRO02
FRONIUS	W.F. PCB MRT1	PCBFRON01
	TR19 CONTROL BOX	PCBFRON10
	VARIO STAR 317 - MR 25 A PCB No: 4.055.293	PCBFRON02
	VARIO STAR 304 - MR 12 PCB No: 4.055.121	PCBFRON03
	GLT 450 / 650 FRONT PANEL PCB No: GLT STC 4.055.055	PCBFRON11
	SUPERWAVES TIGS AC - DC TIG CONTROL PCB	PCBFRON04
	SUPERWAVES TIGS AC - DC TIG REGULATOR PCB	PCBFRON05
	A010A CONTROL PCB No: 4.070.200B	PCBFRON06
	DTG 200 PCB No: 4.070.160	PCBFRON07
	RA2 REMOTE CFR4PA PCB No: 4070.150A	PCBFRON08
	MAGICWAVE AC/DC TIG HF PCB	PCBFRON09
	MR 26 A PCB No: 4.055.354	PCBFRON12

Contact our sales department for keen prices.

sales@technicalarc.co.uk

PCB REPAIRS AND SERVICE EXCHANGE

MAKE	MACHINE / PCB	PART No.
add EX to part no. for service exchange PCB's, if no service ex price we have no stock		
GENSET	MPM 7 / 9 (250 / 350) MAIN PCB	PCBGEN01
	MPM 8 / 300, 12 / 400, 20 / 600 MAIN PCB No: P87112	PCBGEN02
	MPM 12 / 350 PCB No: GS9603/B	PCBGEN03
	MPM 8 / 400, 16 / 400 MAIN PCB No: GS9109	PCBGEN04
	MPM 8 / 300, 12 / 400 AMP / RELAY PCB No: GS9108	PCBGEN05
	MPM 10 / 400EL 350 MAIN PCB	PCBGEN06
	MPM 10 / 400EL 350 ACC. CONTROL PCB	PCBGEN07
	ENGINE MANAGEMENT PCB No: GS9110	PCBGEN08
	FUEL INDICATOR + ENGINE SHUTDOWN PCB No: GS9111A	PCBGEN09
	MPM 3 / 200 ENGINE CONTROL PCB	PCBGEN11
	AUTO IDLE PCB No: GS9813	PCBGEN12
	GENSET HF PCB No: GS9205	PCBGEN10
	RELAY PCB No: GS9710	PCBGEN13
	ENGINE OVER SPEED AND PROTECTION PCB No: GS9407	PCBGEN14
HIRRAANE	HIRRAANE SPOT WELDER PCB (EDGE CONNECTOR VERSION)	PCBHIR01
	HIRRAANE SPOT WELDER PCB No: AS1005	PCBHIR02
	HIRRAANE SOPT WELDER PCB No: AS1002	PCBHIR03
HI-TEC	HTT350AC/DC PCB No: 451.190.34C	PCBHIT01
HOBART	BETAMIG 250 / 320 / 410 CONTROL PCB	PCBHOB01
	BETAMIG PULSE TIMER PCB No: (WEMI) 41092	PCBHOB02
	RC 150 / CRC 303 / 180 U SHAPE BOX	PCBHOB03
	RC 650S PCB No: 405262 / 367937 - 1	PCBHOB04
	MEGA ARC PCB No: 369511 / 49123813	PCBHOB05
	MEGA FLEX PCB No: 367563B / 405126	PCBHOB31
	2410 W. F. U. PCB No: 407078 + 37665700	PCBHOB06
	2410 TIMER PCB No: 407050	PCBHOB29
	OLYMPIC 4H W.F.U. PCB No. US41A	PCBHOB30
	EXCEL ARC 750 CC / CV PCB No: 20420703 / 20420704	PCBHOB12
	FABSTAR 2620 / 4030 PCB No: 20390903	PCBHOB13
	W.F.U. LATCHING PCB No: 170988	PCBHOB14
	HOBART 300 PROGRAMMABLE (VARIOUS PCB'S)	PCBHOB17
	ULTRA WELD W.F.U. PCB (VARIOUS PCB'S)	PCBHOB18
	R - 400S PCB	PCBHOB19
	HEFTY MAIN CONTROL PCB	PCBHOB25
	MEGAFLEX 450 RVS PCB No: 369513A / 406023A	PCBHOB20
	TG200 CONTROL MODULE (PC1)	PCBHOB16
	TIG 165 CONTROL PCB	PCBHOB23
	TIG 165 HF PCB	PCBHOB24
	NIFTY 206 TIG PCB	PCBHOB26
	ULTRAWELD 160 HF PCB No. COD412721 10BL	PCBHOB28
	HELIARC 250HF PCB	PCBHOB22
	TIGWELD LOGIC PCB No: 675421	PCBHOB07
	TIGWELD THYRISTOR PCB No: 674975	PCBHOB08
	250 AC - DC SQUAREWAVE TIG THY PCB	PCBHOB11
	TIGWAVE AC/DC 250 PCB No: 203439A	PCBHOB09
	TIGWAVE AC/DC 350 MAIN PCB No. 204033B / 4795	PCBHOB27
	BETAWAVE (VARIOUS PCB'S)	PCBHOB21
	BETAWAVE PCB No: 40074	PCBHOB32
	PXC035 /PXC060 PLASMA CONTROL PCB No. 509	PCBHOB15
HYPERTHERME	MAX 100D PLASMA CONTROL PCB No: 041113	PCBHYP01
	POWERMAX 800 / 900 / 1100 MAIN PCB No: MLC 94V-0 / 041538-F	PCBHYP02
	MAX 200 PLASMA CONTROL PCB	PCBHYP03
INE	W.F.U CONTROL PCB	PCBINE01
	COMPACT MIG PCB No: 0050500-3	PCBINE02
INTERLASS	TIGER MK1 & 2 GAS MODULE	PCBINT01
	TIGER MK 1 & 2 POWER SUPPLY MODULE	PCBINT02
	TIGER MK1 & 2 HF MODULE	PCBINT03
JURA	JSA TIG 250 AC / DC	PCBJUR01
	JURA TIG 210	PCBJUR02
KAMANCHI	SMALL MIG PCB	PCBKAM01
	MIG PCB No: 22710030	PCBKAM02
	MIG PCB No: M702900	PCBKAM03
	PLATINUM 185 MIG CONTROL PCB No: MIG 01	PCBKAM04
K.B ELECTRONICS	MOTOR CONTROL PCB	PCBKBE01
	MOTOR CONTROLLER SURFACE MOUNT VERSION	PCBKBE02
KEMPPPI	FU10 PCB	PCBKEM06
	FU20 / 30 / 3500 PCB No:4235090	PCBKEM07
	F2S1 MODULE	PCBKEM08
	LISA - 7 / 7W / 7WP / 8W / 8WP PCB	PCBKEM19
	LISA - 12 + LISA 14JP W.F.U. (VARIOUS PCB'S)	PCBKEM20
	LISA - 15 / 15P / 15PL / 16 / 16P W.F.U. PCB No: SY-M4	PCBKEM21
	LISA - 15 / 15P / 15PL / 16 / 16P W.F.U. PCB No: SPR-3-24P	PCBKEM22
	W.F.U AM21 / AM42 PCB	PCBKEM41
	W.F.U. AM213 MK1 & MK2 / AM 423 PCB	PCBKEM42
	MM05 / 20 PCB No: 9758295-A	PCBKEM37
	RA 650 PCB (VARIOUS PCB'S)	PCBKEM23
	KEMPPPI PRO 500 MAIN PCB & DISPLAY PCB	PCBKEM49
	KEMPOWELD K200 / K400 PCB No: 9758384-C	PCBKEM43
	KEMPOWELD K400 W.F.U. PCB No. 4279550	PCBKEM45
	KEMPOMAT 230 PCB	PCBKEM30
	KEMPOMAT163S / 181S PCB No: (3 - 05700)	PCBKEM31
	KEMPOMAT 253 PCB No: A001 (SY - M4)	PCBKEM32
	KEMPOMAT 253 PCB No: A002 (SPR - 3 - 24P)	PCBKEM33
	KEMPOMAT 161 / 180 / 250 / 320C ETC PCB No: 4256050	PCBKEM34
	KEMPOMAT 1701 COMPACT MIG PCB No:9758435-A	PCBKEM35
	KEMPOMAT 3200C MIG PCB No: 9758514-A	PCBKEM53
	SUPER KEMPOMAT 150 ELECTRONIC PCB No: 205190B	PCBKEM36

Contact our sales department for keen prices.

sales@technicalarc.co.uk

PCB REPAIRS AND SERVICE EXCHANGE

MAKE	MACHINE / PCB	PART No.
add EX to part no. for service exchange PCB's, if no service ex price we have no stoc		
KEMPP	FASTMIG MOTOR CONTROL PCB No: 9758535 (REQUIRE FRONT PANEL PCB)	PCBKEM55
	KEMPOWELD 400 POWERSOURCE PCB No. 4279480	PCBKEM46
	3200 POWERSOURCE PCB	PCBKEM47
	TRIGGER 1000 PCB	PCBKEM38
	MP 2400 PCB (VARIOUS PCB'S)	PCBKEM16
	MTLG PCB (VARIOUS PCB'S)	PCBKEM18
	MINEKA 130 PCB	PCBKEM09
	KEMPAK 150 TIG CONTROL PCB	PCBKEM01
	KEMPAK 150 THY. CONTROL PCB	PCBKEM02
	SUPER KEMPAK 150 DC + TIG THY. PCB	PCBKEM03
	KEMPAK 200 DC THY PCB No: 205254C / 9758247	PCBKEM04
	KEMPAK 200 TIG + HF CONTROL PCB 204679B / 204960	PCBKEM05
	DC 200 CONTROL + HF PCB	PCBKEM11
	PS AND PSS 3500 / 5000 MAIN CURRENT CONTROL PCB	PCBKEM15
	KEMPP MASTER 3500 HF PCB No: 9758373-A	PCBKEM44
	MASTER TIG 1500 / 1800 / 2200 MAIN PCB No: A001	PCBKEM17
	MASTER TIG 1500 / 1800 / 2200 SLOPE AND HF PCB No: A002	PCBKEM50
	MASTER TIG 1500 / 1800 / 2200 POT AND SWITCH PCB No: A003	PCBKEM51
	MASTERTIG MLS 2500 / 3500 POWER SUPPLY PCB No: 9758442A	PCBKEM54
	MSD1 METER PCB	PCBKEM52
	EKATIG 160 HF PCB A001	PCBKEM40
	EKA 200 PCB No: A001	PCBKEM24
	HILARC 250 PCB (VARIOUS PCB'S)	PCBKEM25
	TYLARC 303 / 453 / 653 PCB No: 4172210	PCBKEM10
	MARC 500HF MAIN PCB	PCBKEM26
	TU 20 / 50 PCB No: A001	PCBKEM27
	TU 20 / 50 PCB No: A002	PCBKEM28
	TU 20 / 50 PCB No: Z001	PCBKEM29
	LHF 3 + 4 (VARIOUS PCB'S)	PCBKEM12
	LHF 5 MAIN PCB No: 204679B / 204960	PCBKEM13
	LHF 5 SMALL PCB	PCBKEM14
	KEMPOTIG AC - DC 250 CONTROL PCB No: 9758282A	PCBKEM39
	KEMPOTIG AC - DC 250 (VARIOUS PCB'S)	PCBKEM
	PLASMA (SPT) PCB	PCBKEM48
KENDE	WIRE FEED UNIT CONTROL PCB No: A3997 / F7267	PCBKEN01
	EXPERT MIG 200T F627 24913	PCBKEN02
LINCOLN	SPRITE 2000 MODULE	PCBLIN01
	SPRITE MK3 S4 CONTROL BOX	PCBLIN02
	SPRITE 2000 REGAVOLT (MINOR REPAIR)	PCBLIN03
	(VARIAC REPAIR)	PCBLIN04
	LN7 W.F. CONTROL PCB	PCBLIN06
	LN7 BURNBACK / TIMER PCB No: L-7233-1 / L-7232-1	PCBLIN40
	LN9 POWER PCB No: L7253-1 / L-6043	PCBLIN07
	LN9 GMA POWER PCB No: L7265-3	PCBLIN49
	LN9 MOTOR CONTROL PCB No: L10068-1	PCBLIN27
	LN9 VOLTAGE PCB No: L6084-3 / 4	PCBLIN32
	LN9 TRIGGER PCB No: M13861-1	PCBLIN33
	LN9 METER PCB No: L-668	PCBLIN34
	LN25 PCB	PCBLIN35
	LN542 W.F.U. PCB No: FR132	PCBLIN50
	LN742 MAIN PCB	PCBLIN26
	CVR 250 COMPACT PCB	PCBLIN08
	NA5 VOLTAGE PCB	PCBLIN22
	MINIMIG 180 MK1	PCBLIN05
	MINIARC 125 DC PCB	PCBLIN17
	MINIMIG 180C / 250C PCB MK2	PCBLIN18
	MINIMIG 140 PCB	PCBLIN19
	MINIMIG 170 / 200 PCB No: RE191	PCBLIN20
	COMPACT MIG PCB No: L8926-3	PCBLIN24
	LINCOLN ELECTRIC COMPACT 185 PCB No. US45B / C-2731-306-1/B	PCBLIN30
	MK3 S6 CONTROL BOX	PCBLIN25
	ARCMARKER MF12/2 + MF14/2 (RE174)	PCBLIN10
	ARCMARKER 300 MF 12 PCB No: CS157	PCBLIN12
	2503 MIG PCB No: FDB ARC 130010B5	PCBLIN38
	MAGSTAR 351 PCB No: US41S	PCBLIN39
	LF30 W.F.U. FRONT PANEL PCB (REQUIRE BOTH PCB'S TO TEST)	PCBLIN45
	SQUAREWAVE TIG 275 PCB G3360-2	PCBLIN51
	DC400 STARTER PCB	PCBLIN52
	LN9 TRIGGER PCB M13861-2	PCBLIN53
	NA5 POWER PCB L6252-2	PCBLIN54
	IDEALARC R3R 375 / 500 / 600 PCB	PCBLIN11
	CV300 PCB No: L8873-1	PCBLIN44
	CV400 / CV500i PCB No. G2629-1	PCBLIN28
	CV400i CONTROL PCB No: L8930	PCBLIN46
	DC 400 MAIN PCB No: G1811-1	PCBLIN09
	DC 600 FIRING PCB	PCBLIN13
	DC 600 CONTROL PCB No: G1504-3	PCBLIN14
	DC 1000 / 1500 FIRING PCB No: G1486-5	PCBLIN15
	DC1000 / 1500 CONTROL PCB No: G1585	PCBLIN16
	TIG MAKER 170 AC / DC	PCBLIN21
	ARCOS LINCOLN AC / DC 180 TIG PCB No: 114113 / CS239	PCBLIN23
	LINCOLN SQUAREWAVE TIG 350 AC / DC POWER PCB No: G2081-2	PCBLIN36
	LINCOLN SQUAREWAVE AC/DC 255 MAIN PCB: GS2150-3 (display pcb needed also)	PCBLIN37
	IDEAL ARC TIG 250 TIMER PCB No. L-6354-2	PCBLIN29
	SQUAREWAVE AC/DC 355 CONTROL PCB No: G2512	PCBLIN43
	LINCOLN V205 AC/DC HF PCB No: 15.14.286	PCBLIN41
	RANGER 300DLX MAIN PCB	PCBLIN31
	RANGER 405D ENGINE WATCHER / IDLER PCB No: L10558-1	PCBLIN47
	LINC METER VOLTS AND AMPS MODULE No: M51397-1	PCBLIN42
	2T / 4T LATCHING PCB No: SCP130ET	PCBLIN48

Contact our sales department for keen prices.

sales@technicalarc.co.uk

PCB REPAIRS AND SERVICE EXCHANGE

MAKE	MACHINE / PCB	PART No.
LODAR	add EX to part no. for service exchange PCB's, if no service ex price we have no stock LODAR 9000 CONTROLLER PCB No: LUDAR RX91XX	PCBL0D01
LTEC /	SEE UNION CARBIDE PCB'S	
MASE	GENERATOR THYRISTOR CONTROL PCB No: DC951101A	PCBMAS01
MERITUS	MERITUS SPOT WELDER PCB	PCBMER01
	TIMER PCB	PCBMER02
	WELDTRONIC TIMER 811-1410 (4 IC version)	PCBMER03
	WELDTRONIC TIMER 811-1410 (7 IC version)	PCBMER04
MERKLE	MIG PCB No:W24E / 100	PCBMEK01
	M3000K PCB No: ME-MAG-3.2	PCBMEK02
MESSER	EUROTRAC S -2 W.F.U. PCB	PCBMES02
	EUROTRANS W.F. PCB - MRT1	PCBMES03
	PROFI MIG W44 / 200 MIG PCB No: 44.1940.01L	PCBMES05
	WEGADRIVE 4 / 4M / 4L PCB M100 version	PCBMES06
	350S / 450S PCB No: 100381 (DUTCH MADE MACHINE)	PCBMES08
	MIG 600 PCB No: W44	PCBMES09
	WEGA 330 / 400 / 500 / 600 PCB No: 44.2275.02L	PCBMES10
	TICO MIG 350C PCB No: 36025433 / ART 70980	PCBMES11
	COMBI TIG GW23 CONTROL PCB No: WST11/12	PCBMES01
	PLASMA STAR HA60 PCB A1 (753.02365D)	PCBMES04
	QUICKIE CUTTER PCB	PCBMES07
MIGATRONIC	W.F. CONTROL BOX - 14 PIN	PCBMIG04
	W.F. CONTROL BOX - 26 PIN WATERCOOLED (WITH PIPES)	PCBMIG05
	W.F. CONTROL BOX - 26 PIN. PCB No: 76116281 / 61116271	PCBMIG06
	AUTOMIG / 180 MONO ETC U SHAPE MOD	PCBMIG03
	RALLY 166 CONTROL PCB No: 17611531	PCBMIG11
	KDO PCB MODULE	PCBMIG17
	DYNAMIG MODULE	PCBMIG25
	MXE PCB	PCBMIG18
	MXE PCB (VERSION WITH SURFACE MOUNT COMPONENTS)	PCBMIG37
	RALLY PCB (LIKE MXE MODULE)	PCBMIG24
	140 MIG PCB No: 17616180	PCBMIG26
	160 MIG PCB No: HTZPSM (MEGA MICO ELECTRONICS)	PCBMIG34
	335C / 405C / MWf 10, 11,21 W.F.U PCB No. 71611329E	PCBMIG36
	335C / 405C / MWf 10, 11,21 W.F.U PCB (SURFACE MOUNT VERSION)	PCBMIG38
	BDH320 MODULE No: 997866826	PCBMIG39
	LDE 250 / 400 MMA BOX	PCBMIG01
	LDE 250 / 400 TIG / MMA BOX	PCBMIG02
	LTE 140 TX CONTROL PCB	PCBMIG09
	LTE 200 PCB	PCBMIG10
	LTE BASE CURRENT PCB	PCBMIG19
	TDE CONTROL BOX	PCBMIG16
	TDE / LDE / LTE HF BOX (ELECTRONIC)	PCBMIG21
	TIGSCOUT PCB	PCBMIG20
	LDU PCB No: 75916300	PCBMIG29
	MTA / THA TIG CONTROL BOX - 14 PIN	PCBMIG07
	MTA / THA TIG HF & SUP PCB	PCBMIG08
	MDU BOX	PCBMIG27
	MTE 220 / 320 / 440 REAR PCB	PCBMIG12
	MTE 220 / 320 / 440 CONTROL BOX STD (C/W REMOTE)	PCBMIG13
	MTE 220 / 320 / 440 CONTROL BOX (PULSE / SLOPE)	PCBMIG14
	MTE 220 / 330 / 440 HF BOX (SPARK GAP TYPE)	PCBMIG15
	FSF FOOTPEDAL PCB	PCBMIG31
	FSF FOOTPEDAL COMPLETE	PCBMIG32
	AMPS + VOLTS DIGITAL DISPLAY PCB No. 71611325C	PCBMIG33
	WATER TEMP / FLOW SAFETY PCB No. 71616510	PCBMIG35
	PDX40 PLASMA PCB No: 76114730	PCBMIG30
	PDX45 PLASMA CONTROL PCB	PCBMIG28
	PDX70 MAIN PCB	PCBMIG22
	PDX70 AUX PCB	PCBMIG23
	(ALL MIGATRONIC REPAIRS EXCLUDE METERS)	
MIG PARTS	WF2 CONTROL PCB	PCBMIP01
	WF3 CONTROL PCB	PCBMIP02
MILLER	MIG CONTROL PCB No: WA105	PCBMIP03
	MODULE 1 PCB No:057084023	PCBMIL05
	MODULE 2 PCB No:RE083	PCBMIL06
	235 COMPACT PCB No: RE158B	PCBMIL13
	COMPACT BLUE PCB No: PN057084	PCBMIL19
	216 / WIRE FEED UNIT PCB No: OL.02	PCBMIL14
	T212 W.F.U PCB No. RE182B	PCBMIL23
	424 FEEDER - RE153B	PCBMIL04
	S22A W.F.U PCB	PCBMIL17
	22A W.F.U. (KS20) PCB No: 186328	PCBMIL20
	24A CONTROL PCB No. 192652	PCBMIL29
	S54 W.F.U PCB	PCBMIL18
	562 / 564 PCB	PCBMIL24
	ST44 W.F.U PCB No: 056.156.011	PCBMIL37
	PUSH-PULL GUN PCB No: 142053	PCBMIL45
	GOLDSTAR 400 / 500 SS THY. PCB	PCBMIL15
	DETAWELD PCB	PCBMIL16
	DELAWELD 602 THY. CONTROL PCB No. 176576/7/8/9	PCBMIL30
	DELAWELD 602 DIGITAL METER PCB No. 177909	PCBMIL31
	DELAWELD 300E MAIN PCB No:151590 / 146820A / KC-18	PCBMIL33
	DELAWELD 451/651 PCB No: 117640/117641/117645	PCBMIL21
	DIMENSION MAIN PCB	PCBMIL32
	SYNCROWAVE 351 RELAY PCB No: 140030B	PCBMIL22
	351 AC/DC TIG MAIN PCB	PCBMIL25
	351 AC/DC TIG FILTER SUSPRESSION PCB	PCBMIL35
	351 AC/DC TIG RELAY PCB No: 140028	PCBMIL46
	GOLDSEAL 160I HF PCB No: 65927 / COD 6-1-895	PCBMIL34

Contact our sales department for keen prices.

sales@technicalarc.co.uk

PCB REPAIRS AND SERVICE EXCHANGE

MAKE	MACHINE / PCB	PART No.
add EX to part no. for service exchange PCB's, if no service ex price we have no stock		
MILLER	XMT FRONT CONTROL AND DISPLAY PANEL PCB No: 187099	PCBMIL40
	PC1 - SYNC 300 / 500	PCBMIL01
	PC2 - SYNC 300 / 500 (ITALIAN / AMERICAN) (000/052/790/1)	PCBMIL03
	SYNC 300 PULSER UNIT PCB	PCBMIL12
	PC1 - SYNC 275	PCBMIL02
	PC1 - SYNC 375	PCBMIL39
	PC2 - SYNC 275 / 375 RELAY PCB	PCBMIL38
	SYNC 275 PULSER PCB No. MG11 / 057.084.030	PCBMIL26
	SYNC 275 ELECROSLOPE PCB No. MG10 / 057.084.029	PCBMIL27
	SYNCHROWAVE 350LX MAIN CONTROL PCB	PCBMIL36
	250 AC / DC TIG PC1 (DIALARC HFE) + STARTIG 200 MAG AMP (RE091 or other version)	PCBMIL07
	DIALARC HFE GAS DELAY PCB	PCBMIL11
	AIRCRAFTER 330 ST PC1 (MAG AMP PCB) 2 versions of this PCB (some have RE091)	PCBMIL08
	AIRCRAFTER 330 ST PC2 (RELAY CONTROL PCB)	PCBMIL09
	AIRCRAFTER 330 ST TIMER PCB	PCBMIL10
	SOFT START 1 / 2 / 2F TIG CONTROL PCB No: RE199C	PCBMIL28
	METRO 250 / 350 ENGINE SET THYRISTOR DRIVE PCB	PCBMIL41
	XMT MAIN CONTROL PCB	PCBMIL47
	MAXSTAR 300 MAIN CONTROL PCB	PCBMIL48
	8RC MOTOR PCB 212194	PCBMIL49
	8RC PANEL PCB 210768	PCBMIL50
	8VS MOTOR PCB 223167	PCBMIL51
	8VS PANEL PCB 206542	PCBMIL52
	8VS TRIGGER PCB 200903	PCBMIL53
	MILLER BIGBLUE 400 REG MODULE	PCBMIL54
	MILLER BIGBLUE 400	PCBMIL55
MOSA	MS 170 FRONT PCB	PCBMOS01
	MS 170 TOP PCB	PCBMOS02
	270 REG PCB	PCBMOS03
	TS 300 ELECTRONIC PCB No: 20801.9.800	PCBMOS04
	MSG 201 EXCITATION PCB	PCBMOS05
	MSG 201 110 V AC CONVERTER PCB No: 20150.9.660	PCBMOS06
	MANAGEMENT PCB No: 20950.9.825	PCBMOS07
	TS 500 MAIN CONTROL PCB	PCBMOS08
	ENGINE MANAGEMENT PCB No: EP1	PCBMOS09
MULTIMIG	MULTIMIG PCB (WELDING GUNS - G150B)	PCBMUL01
	MULTIMIG 330 PCB No. WEL4-37 / WEL4-36 (20 PIN - SURFACE MOUNT COMPONENTS)	PCBMUL03
	MULTIMIG PCB No: WEL4-3	PCBMUL04
	MULTITIG 201 PCB No: W91-V2.1	PCBMUL02
MUREX	TRADESMIG 135 / 165 / 245 / ETC PCB No: 44065501 / W10E	PCBMUR01
	TRADESMIG 130 / 160 / 230 / 240 ETC PCB No: W22 / 4273882	PCBMUR02
	TRADESMIG PCB W10M-3	PCBMUR52
	TRADESMIG PCB W10M-4	PCBMUR53
	TRADESMIG 263 / 303 PCB 487287 etc	PCBMUR31
	TRADESMIG 180-1 LK20-2 PCB	PCBMUR68
	MIGET MIG PCB	PCBMUR33
	TRADESMARC 151 MIG PCB	PCBMUR34
	TRADESMARC 181 / 243 MIG PCB No: 486158-001L	PCBMUR35
	162 / 244 / 324 W.F. PCB No: RE121B ETC	PCBMUR03
	2x2 / 4x4 W.F.U PCB No: FR122 & LYNX 4D	PCBMUR28
	TRANSMATIC 3.2S PCB No: RE072	PCBMUR32
	MUREX 4C W.F.U PCB No: 487253 / 487254	PCBMUR60
	AVC CONTROL PCB No: 1413087	PCBMUR05
	AVC GAS VALVE CONTROL PCB No: 1413080	PCBMUR06
	4i MOTOR CONTROL PCB No: SSMIG	PCBMUR55
	TRANSMIG BURNBACK PCB	PCBMUR04
	TRANSMIG 500 MAIN PCB	PCBMUR23
	TRANSMIG 500 REG PCB (MAIN PCB REQUIRED)	PCBMUR24
	TRANSMIG 403 / 413 / 503 THY. PCB No: 486480881/4 / 4235 + 5235	PCBMUR40
	TRANSMIG 505 PCB No: 675296 / 675346	PCBMUR29
	TRANSMIGS 253, 353, ETC MIG METER PCB No: 486316	PCBMUR64
	PCB No: NG435	PCBMUR67
	DC630 / 800 PCB	PCBMUR30
	303 CONTROL PCB	PCBMUR36
	DC 130 PCB No: 0175640	PCBMUR07
	TRANSARC 135	PCBMUR27
	DC 145 - LIFT ARC PCB	PCBMUR08
	DC 145S - LIFT & SLOPE PCB	PCBMUR09
	TRADETIG 151i DC TIG FRONT CONTROL PCB	PCBMUR47
	TRANSARC DC 300 / 400 PCB	PCBMUR10
	DC 305 / 405 THYRISTOR PCB	PCBMUR11
	SSP200 START PCB	PCBMUR21
	SSP200 LOGIC PCB No: 1410543 / 0191650	PCBMUR22
	THF 300 / 350 CONTROL PCB	PCBMUR37
	THF 300 / 350 HF PCB	PCBMUR38
	TRADESTIG 161i AC/DC FRONT PANEL PCB (PCB 4)	PCBMUR56
	TRADESTIG 161i AC/DC HF PCB	PCBMUR57
	AC - DC 180 PCB	PCBMUR25
	AC - DC 200 SQUAREWAVE - HF & SLOPE PCB	PCBMUR12
	AC - DC 200 SQUAREWAVE - REG PCB	PCBMUR13
	AC - DC 205 SQUAREWAVE - HF + SLOPE PCB 481635880	PCBMUR41
	SABRE ARC 150 PLASMA LOGIC PCB No: 675369	PCBMUR58
	SABRE ARC 150 PLASMA CURRENT CONTROL PCB No: 674935	PCBMUR59
	AC - DC 350 SQUAREWAVE - MAIN PCB	PCBMUR14
	AC - DC 255 / 355 TIG THY. PCB (TRANSTIG)	PCBMUR15
	AC - DC 255 / 355 SLOPE PCB (TRANSTIG)	PCBMUR16
	AC - DC 255 / 355 INTERFACE PCB (TRANSTIG)	PCBMUR17
	AC/DC 255 / 355 PREFLOW / POSTFLOW TIMER PCB	PCBMUR48
	TRANSTIG AC - DC 200S	PCBMUR18
	TRANSTIG 252 / 352 MAIN PCB No: 38089	PCBMUR46
	TRANSTIG 252 / 352 SLOPE PCB No: 38080	PCBMUR54
	AD / DC 201i / 203i / 303i / 353i MAIN INVERTER PCB	PCBMUR61

Contact our sales department for keen prices.

sales@technicalarc.co.uk

PCB REPAIRS AND SERVICE EXCHANGE

MAKE	MACHINE / PCB	PART No.
	add EX to part no. for service exchange PCB's, if no service ex price we have no stock	
MUREX	AC / DC 201i / 203i / 353i HF PCB No: cod 6 - 1 - 895 / 65927	PCBMUR51
	TRADESTIG AC/DC 161i MAIN INVERTER PCB	PCBMUR62
	SABRE ARC 50i / 80i MAIN PCB No:107732 / 38002	PCBMUR50
	TRADESCUT 4 (VERSION WITH SURFACE MOUNT COMPONENTS)	PCBMUR45
	TRADESCUT 4 / 20 CONTROL PCB	PCBMUR19
	TRADESCUT 5 / 10 CONTROL PCB No: CS189	PCBMUR20
	TRADESCUT 5 / 10 HF PCB No. CS184	PCBMUR42
	VRD CONTROL PCB	PCBMUR44
	IMP CUTTER PCB	PCBMUR26
	350i Multi process power source control PCB 38004	PCBMUR65
	SABRE ARC 60i control PCB 38057	PCBMUR66
MTF	FEED UNIT PCB	PCBMTF01
NEWARC/	RM250S / RM330 MIG PCB No: US25	PCBNEW01
NORTH	4 ROLL DRIVE W.F.U. PCB No: US-37	PCBNEW05
EAST WELD	MIG CONTROL PCB No: US51S	PCBNEW09
	MIG CONTROL PCB No: US41A	PCBNEW11
	MIG CONTROL PCB No: US41S	PCBNEW12
	W.F.U. 2RB / RM250S MIG CONTROL PCB No: 290796	PCBNEW10
	RM180 MIG PCB	PCBNEW13
	VIPER 201 PCB - STD	PCBNEW02
	VIPER 201 PCB - LATCHING	PCBNEW03
	VIPER 200 / 201 HF PCB	PCBNEW04
	R302 TIG BOX (COMPLETE BOX REQUIRED)	PCBNEW06
	RT2000 HF PCB No. 100495	PCBNEW07
	RT1500 / RT2000 / R3000 / R4500MP INVERTER CONTROL PCB	PCBNEW08
NEWMIG	180 MIG PCB	PCBNMIG01
NORWELD	DC300 / 400	PCBNOR01
	TIG 130 CURRENT CONTROL PCB	PCBNOR02
	TIG 130 LOGIC + HF PCB	PCBNOR03
	TIG 182 MAIN PCB No: 020580	PCBNOR04
	TIG 182 HF + LOGIC PCB No: 020605A	PCBNOR05
	TIG 182 HF ACTIVATOR PCB	PCBNOR06
NUTOOL	MIG 135 MOTOR CONTROL PCB	PCBNUT01
	NW205P MIG PCB	PCBNUT02
	185P MIG PCB No: TE192	PCBNUT03
OERLIKON	MF2 / MF4 PCB (WEMI)	PCBOER01
(FRO / WEMI)	F32 / F34 PCB No: RE123D (OLD VERSION)	PCBOER02
CITOARC / ESSTTI	F32 / F34 PCB No: 22710030 (NEW VERSION)	PCBOER44
/ HELVI	M308 / 408 / F32 / F34 ETC. DIGITAL METER PCB No: 22710028	PCBOER24
	SOLOMIG PCB No: E0493	PCBOER10
	SOLOMIG / M303 / M308C PCB No: E0788WI	PCBOER11
	MIG PCB No: 22710064	PCBOER45
	MIG PCB No: ES241B (FRO)	PCBOER04
	MIG PCB No: ES211D (FRO)	PCBOER29
	MS 376 / 506 MAIN THY. CONTROL PCB No: 412851 / 811675	PCBOER05
	MSF PCB	PCBOER23
	MS 500 PCB No: ES177 + ES 185A (FRO)	PCBOER06
	MS 500 AMPS + VOLTS DIGITAL DISPLAY PCB No. ES257	PCBOER32
	M250 / 320C / 2WD / 4WD / MIG PCB No: ES242 (FRO)	PCBOER03
	4WDE W.F.U. CONTROL PCB No: ES195A (FRO)	PCBOER09
	MULTI 506 MAIN PCB No: CCCVTHY0197RPR	PCBOER07
	MULTI 506 DIGITAL METER PCB No: DPM1296RPR	PCBOER25
	OMF2 / OMF4 PCB	PCBOER08
	MIGARC 300 INLINE W.F.U. PCB	PCBOER39
	CDT450 W.F.U. PCB No: CP34-85	PCBOER28
	T400E TIG CONTROL PCB	PCBOER13
	T400E SLOPE PCB	PCBOER14
	TDC201 / TDC355 HF PCB	PCBOER15
	SDC 400E PCB No: ES260 (FRO)	PCBOER16
	SDC 303 / 403 PCB No: 412911 (WEMI)	PCBOER17
	T2500P DC TIG MAIN PCB (THY. CONTROL)	PCBOER37
	T2500 DC TIG - TIG CONTROL AND HF PCB	PCBOER46
	T2000 / T2800 AC/DC TIG - TIG CONTROL AND HF PCB	PCBOER34
	T2000 AC/DC TIG MAIN PCB (THY. CONTROL)	PCBOER35
	T2800 AC/DC TIG MAIN PCB (THY. CONTROL)	PCBOER36
	T2000 / T2500P / T2800P AMPS DISPLAY PCB	PCBOER38
	TAC 173 PCB	PCBOER18
	TAC 203 LOGIC PCB No: ES174	PCBOER30
	TAC 203 THY. DRIVE PCB No: ES171	PCBOER31
	TAC206 / 254 / 324 / 3100P FRONT PANEL PCB	PCBOER40
	TAC206 / 254 / 324 / 3100P HF PCB	PCBOER42
	TAC206 / 254 / 324 / 3100P HF PCB No: 155A	PCBOER26
	T3100P PULSE PCB	PCBOER41
	TAC 250 PCB No: ES264	PCBOER43
	TAC253P THY. CONTROL PCB No: ES252 (FRO)	PCBOER27
	TAC356 / 360 AC / DC SQUAREWAVE TIG PCB No: ES53A	PCBOER12
	TAC 356 HALL PCB No: ES41A (FRO)	PCBOER19
	AP15 / 25 MAIN PCB (SAF)	PCBOER20
	AP 15 / 25 HF PCB (SAF)	PCBOER21
	ABOVE PCB BUT WITH HV TRANSFORMER REWOUND	PCBOER22
	AP217 / AP227 MAIN PCB No: 0408 6285 / 86 / 8814 0368B	PCBOER33
	TS4100 FEEDER PCB CS22912 micro controlled	PCBOER47
OLYMPUS	COMPACT MIG PCB	PCBOLY01
	OMWF2-2 MIG PCB	PCBOLY03
	60 / 90 / 120 PLASMA CONTROL PCB	PCBOLY02
OXFORD - OLD	MIG 161 PCB No: 3429	PCBOXF01
	MIG PCB No: 1260 / ALSO PCB No:3438	PCBOXF02
	MIGMASTER MK2 PCB	PCBOXF03
	MIGMASTER MK2 WITH TIMER	PCBOXF04

Contact our sales department for keen prices.

sales@technicalarc.co.uk

PCB REPAIRS AND SERVICE EXCHANGE

MAKE	MACHINE / PCB	PART No.
add EX to part no. for service exchange PCB's, if no service ex price we have no stock		
OXFORD - NEW	MIGMAKER 180-1 / 200-1 / 240-1 PCB No: MIG0812RPR	PCBOXF05
	MIGMAKER 180-1 / 200-1 / 240-1 PCB No: MIG0812RPR WITH SPOT TIMER FUNCTION	PCBOXF06
	IMIG / MIGMAKER 270-1 / 330-1 / 360-1 410-1 PCB No: CMIG0307RPR (230V)	PCBOXF07
	IMIG / MIGMAKER 270-3 / 330-3 / 410-3 / 470-3 PCB No: CMIG0307RPR (400V)	PCBOXF08
	SMIG 270-1 / 330-1 / 360-1 / 410-1 - 230V PCB No:	PCBOXF09
	SMIG 270-3 / 330-3 / 410-3 / 470-3 - 400V PCB No:	PCBOXF10
	IMIG / SMIG DIGITAL METER PCB No:	PCBOXF11
	CUTMAKER 350 / 550 / 700 PLASMA PCB	PCBOXF12
NEW OXFORD PCBs AVAILABLE. ADD 60% EXTRA COST TO REPAIR PRICE & ADD '001' to end of part number.		
OTC	TIG AC - DC PCB No: P7863U	PCBOTC01
	CPXS - 500 MAIN PCB No. P6429P	PCBOTC02
	CPXS - 500 SMALL PCB No. P6679Q	PCBOTC03
PEI	C2 SPOT WELDER MODULE	PCBPEI01
PETBOW	AUTO IDLE TIMER CONTROL PCB 270 / 300	PCBPET01
	ACR 270 / 300 CURRENT CONTROL PCB ACR-W3 / ACR-W4	PCBPET02
	SMALL TIMER / RELAY PCB No: ES1	PCBPET03
	RELAY PCB No: SP - 1040-1	PCBPET04
PHILLIPS	PZ 5810 / 173 COMPACT CONTROL MOD.	PCBPHI01
	PZ 5530 / 41 / 42 PCB TRAY	PCBPHI02
	W.F.U. PCB No: KTC	PCBPHI03
	PZ 5531 / PZ 5533 WIRE DRIVE UNIT PCB	PCBPHI04
	PZ 9606/00 PCB	PCBPHI05
PORTAMIG-OLD	JLX RANGE - 'C' TYPE PCB	PCBPOR01
	JLX / JLS OLD TYPE - REQ. 77 PCB	PCBPOR02
	MOTAMIG RANGE - 'B' & 'BB' TYPE PCB	PCBPOR03
	MOTAMIG - 'X' TYPE PCB	PCBPOR04
	MOTAMIG 185. ETC OLD TYPE (EDW PCB)	PCBPOR05
	GRAFTER 165 & 205 PCB	PCBPOR06
	PORTAPLASMA - 'A' TYPE PCB	PCBPOR07
	PORTAPLASMA - CONTROL PCB	PCBPOR08
	PORTAPLASMA - THYRISTOR CONTROL PCB	PCBPOR09
	SANDPIPER 1 & 3 PHASE DC THY. PCB	PCBPOR10
	KINGFISHER AC / DC TIG PCB	PCBPOR11
	TIG RELAY CONTROL PCB	PCBPOR12
	TIG RELAY HF PCB	PCBPOR13
	HF PCB - PLASMA & DC TIG	PCBPOR14
	HF PCB - ELECTRONIC	PCBPOR15
PORTAMIG-NEW	SEE TECARC PAGE 81	
POWCON	300ST TIG CONTROL AND HF PCB	PCBPOW01
(COMPLETE	300ST MAIN PCB	PCBPOW02
MACHINE MAY	300SS MAIN PCB	PCBPOW03
BE REQUIRED)	300SM MAIN PCB	PCBPOW04
	550 / 600 SMT MAIN PCB	PCBPOW06
	PD/E W.F.U. PCB No. 105137	PCBPOW05
	STARCUT PLASMA HF PCB No: 107029	PCBPOW07
PREMARK	W300 (ENGINE DRIVER) THY. CONTROL PCB	PCBPRE01
RIVEL	WIRE FEED UNIT PCB No: RE271B	PCBRIV01
ROMARC	ROMARC 200 PCB	PCBROM01
ROWAN ARC	SAP 2 MOTOR PCB No: 49021302	PCBROW01
	SAP 2 RELAY PCB	PCBROW02
ROCKWELD	BURNBACK PCB	PCBROC01
SAF	SAF MIG 400BL / DBL W.F.U PCB	PCBSAF06
	SAF MIG 360 / 500 BLS W.F.U. PCB No: 88140264G	PCBSAF07
	SAF MIG 360 / 500BH W.F.U. PCB (DEVIDOIR)	PCBSAF08
	W.F.U. PCB No: 91093671	PCBSAF10
	SAFYARD 500 W.F.U. MOTOR CONTROL PCB No: 88140264G	PCBSAF16
	SAFYARD 500 THYRISTOR CONTROL PCB	PCBSAF17
	BURNBACK PCB No: 91604849	PCBSAF18
	COMPACT MIG 321C PCB	PCBSAF19
	MONOMIG CONTROL PCB No: 9160 4034	PCBSAF20
	RVC 42 MOTOR PCB	PCBSAF21
	475TR MIG CHOPPER CONTROL PCB No: 9114 3829B / 8814 0129	PCBSAF26
	MIG 455 PCB (VARIOUS)	PCBSAF11
	MAJOR 400 / 400S / 500 / 500S PCB	PCBSAF28
	NERTINOX 150P TIG CONTROL PCB No. 03893719	PCBSAF22
	NERTINOX 150P TIG THY. CONTROL PCB No. 03893718A	PCBSAF23
	NERTINOX 180P TIG CONTROL PCB	PCBSAF24
	NERTA BLOC 260 PCBs / NERTINOX 250P CYCLE PCB No: 03874087D	PCBSAF13
	NERTA BLOC 260 PCBs / NERTINOX 250P REG PCB No: 03874091	PCBSAF14
	NERTA BLOC 260 PCBs / NERTINOX 250P PULSER PCB No: 03874085	PCBSAF15
	THYRENTIEL 360 AC - DC TIG THY PCB ES53A	PCBSAF09
	TIGMATE 270 / 400 MAIN PCB No: 90000023	PCBSAF27
	NERTAJET PCB No: 04083481	PCBSAF01
	NERTAZIP PCB No: 0408 4727 / 0408 4219 / 0408 3616	PCBSAF02
	PLASMA CONTROL PCB (0408 4526 / 2631)	PCBSAF03
	PLASMA HF PCB - ELECTRONIC (0408 3814)	PCBSAF04
	ABOVE PCB BUT WITH HV TRANSFORMER REWOUND	PCBSAF05
	PLASMA ZIP 1 / 2 / 3 MAIN PCB No: 0408 6285 / 86 / 8814 0368B	PCBSAF25
	PLASMA ZIP 5 PLASMA CYCLE PCB No: 0408 6519	PCBSAF29
	NERTA 215 PLASMA PCB No: F0408 4727E / 0408 4219B / 0408 3616	PCBSAF12
	JUNIOR MIG PCB 9160 6629 / 9160 5589	PCSSAF30
SELCO	GENESIS 164BLH HF & POWER SUPPLY PCB No: 15.14.242	PCBSEL01
	GENESIS 202 HF PCB No: 15.14.286	PCBSEL02

Contact our sales department for keen prices.

sales@technicalarc.co.uk

PCB REPAIRS AND SERVICE EXCHANGE

MAKE	MACHINE / PCB	PART No.
add EX to part no. for service exchange PCB's, if no service ex price we have no stock		
SEALEY	MIG CONTROL PCB No: RE181B RE191	PCBSLY01
	SPOT WELDER PCB No: 112433	PCBSLY02
	MIG PCB No: TW114207	PCBSLY03
	MIG PCB No: OP0501-3	PCBSLY04
	185 MIG PCB No: 114177	PCBSLY05
SIP	7902 IDEAL RANGE MODULE	PCBSIP01
	7902/S PCB / 7902 - B PCB	PCBSIP13
	7901 MODULE	PCBSIP02
	IDEAL 150M / 160 MIG CONTROL PCB No: CSX01	PCBSIP03
	CSXE01 MIG CONTROL PCB	PCBSIP04
	MIG 2000 CONTROL BOX PCB No: BCE 24 / BCE 24M	PCBSIP06
	MIG 210 (SEPRI CSX02 / 01)	PCBSIP07
	MIG PCB No: E1292	PCBSIP15
	MIG PCB No: NOLTA 330008	PCBSIP16
	TOP TURBO MIG 140 PCB No: MIG05-00	PCBSIP19
	TIG 160 AC / DC PCB	PCBSIP08
	SPOT WELDER PCB No: 81 - 3	PCBSIP09
	SPOT WELDER PCB No: CS 8502 (INC. REWIND AUX IF NESS.)	PCBSIP10
	SPOT WELDER PCB No: RE082C	PCBSIP11
	PL20T SPOT WELDER PCB No: NORMA RT8203/A	PCBSIP12
	PLASMA 50 CONTROL PCB No: CP03HF	PCBSIP05
	PLASMA 25 / 30 PCB No: CP20	PCBSIP14
	PLASMA 80 / 120 HF PCB	PCBSIP17
	PLASMA 80 / 120 MAIN CONTROL PCB	PCBSIP18
SIPE	81R CONTROL BOX	PCBSPE01
	77 & 78R CONTROL PCB	PCBSPE02
	SCWE ELECTRONIC THY. CONTROL BOX	PCBSPE03
SODERNIC	MIG PCB No: 1809106V1	PCBSOD01
	MIG CONTROL PCB No: RE191	PCBSOD02
	W.F.U CONTROL PCB No: 360000	PCBSOD03
SPT	PLASMA PCB No. SPT	PCBSPT01
STUBBS	UTP 500 / 800 PLASMA PCB	PCBSTU01
	AC - DC 200 CONTROL PCB	PCBSTU02
	AC - DC 200 HF PCB	PCBSTU03
	PLASMA 850 RELAY PCB No: ERB8807	PCBSTU04
SUREWELD / CEA	MAXI 270 / 370 / 400 CONTROL PCB No: RE133B / IN24B	PCBSUR01
	MONOMIG 160 PCB No: 114054	PCBSUR02
	MONOMIG 151 MIG PCB No: 114057	PCBSUR11
	MONOMIG 150 MIG PCB No: RE093	PCBSUR12
	MIG PCB No: 1N28	PCBSUR05
	TR SERIES MIG PCB	PCBSUR09
	EUROFILL 210 / 250 PCB	PCBSUR10
	RFG3E PCB No: NO8	PCBSUR06
	MIG CONTROL PCB No: FRIMER FR137	PCBSUR17
	ECHO 451 / 351 THY. CONTROL PCB No: ECHOR3	PCBSUR15
	MCS 324 / MCS 400 SYNERGIC MIG MODULE No: ES1	PCBSUR19
	DC500 / 650 TIG CONTROL PCB No. DC650	PCBSUR14
	TIGTRONIC 165 PCB	PCBSUR07
	TIGTRONIC 405 / 605 THY. CONTROL PCB	PCBSUR04
	TIGTRONIC 305 / 235 / 505 PCB No: TW001434	PCBSUR03
	AC / DC 250 TIG PCB No: RE170B	PCBSUR08
	AC/DC 300 CHOPPER CONTROL PCB No. SERVIZ1323 / AC001323	PCBSUR13
	PLASMA CUT80 / 100 / 150 / 165 PCB No: FR229	PCBSUR16
	PLASMA PLUS 55 CONTROL PCB	PCBSUR18
SWP	MIG CONTROL PCB No: NBC-270 20071112	PCBSWP01
TECHNA	SPOT WELDER PCB No: 81 - 3	PCBTEC01
	SPOT WELDER PCB No: 83 - 8	PCBTEC02
	SPOT WELDER PCB No: 84 - 12 / 8648 / 88-04	PCBTEC03
	SPOT WELDER 3411 / TE25 CONTROL MODULE PCB No. 96.10B	PCBTEC04
	SPOT WELDER 95 - 11 CONTROL PCB No: CBL398D	PCBTEC05
	SPOT WELDER TE91 (ON VT23 CONTROL PANEL)	PCBTEC06
	SPOT WELDER TE90 TE95 PCB	PCBTEC07
	SPOT WELDER THY. DRIVE PCB No: CBL474C	PCBTEC08
TELWYN	DC140A TIG PCB No: F11001	PCBTTEL01
	AC / DC 180A TIG PCB No: CS239 / 114113	PCBTTEL02
	MIG MODULE	PCBTTEL03
	MIG PCB No: 112556	PCBTTEL04
	MIG PCB No: TW114307	PCBTTEL05
	MAXI MIG PCB No: TW112907	PCBTTEL06
	MIG PCB No: TW115250	PCBTTEL07

Contact our sales department for keen prices.

sales@technicalarc.co.uk

PCB REPAIRS AND SERVICE EXCHANGE

add EX to part no. for service exchange PCB's, if no service ex price we have no stock

MAKE	MACHINE / PCB	PART No.
TECHNICAL ARC	24 VOLT MIG PCB No: M10396RPR	PCBTAS01
TECARC	42 VOLT MIG PCB No: M10396RPR	PCBTAS02
	200 / 245 COMPACT MIG PCB (OLD STYLE)	PCBTAS03
	181 / 211 / 251 291 COMPACT MIG PCB No: MIG0507RPR (NEW STYLE)	PCBTAS24
	181 / 211 / 251 291 COMPACT MIG PCB No: MIG0507RP WITH SPOT TIMER FUNCTION	PCBTAS38
	INDUSTRIALCOMPACT MIG RANGE PCB No: CMIG0307RPR (230V)	PCBTAS35
	INDUSTRIALCOMPACT MIG RANGE PCB No: CMIG0307RPR (400V)	PCBTAS39
	INDUSTRIALCOMPACT MIG RANGE DIGITAL METER PCB No:	PCBTAS40
	F40 INLINE W.F.U. PCB (VERSION 1)	PCBTAS17
	TECFEED 200i / 250i / 350i F40i INLINE W.F.U. PCB (VERSION 2) PCB No: MIG0205LES	PCBTAS18
	TECFEED 250i / 350i DIGITAL METER PCB No:	PCBTAS41
	DUAL DISPLAY METER PCB No: DPM1296RPR	PCBTAS12
	SINGLE DISPLAY TIG METER PCB No: TA DPM0699RPR	PCBTAS11
	450E / 550E / 700E CC/CV THY. CONTROL PCB No: CCCVTHY0197RPR (VERSION 1)	PCBTAS13
	450E / 550E / 700E CC/CV THY. CONTROL PCB No: CCCV0406LES (VERSION 2)	PCBTAS28
	SPOOL ON GUN PCB, early version	PCBTAS21
	SPOOL ON GUN PCB SGS250 / SGS360 No: SGPP0906RPR	PCBTAS25
	PUSH - PULL GUN PCB PPS250 / PPS360 No: SGPP0906RPR	PCBTAS29
	F120 / 140 / 22-48V UNIVERSAL MIG PCB No: TTMIG0507RPR	PCBTAS22
	TIG CONTROL AND HF PCB (DC ONLY VERSION) PCB No: 01A993B	PCBTAS06
	DC155 / DC161 THY. CONTROL PCB	PCBTAS09
	DC161 / DC201 / DC251 / DC301 / DC351 / DC406 TIG THY. CONTROL PCB No: TIG1001RPR	PCBTAS10
	TIG START 180i INLINE HF PCB No: TIG1005RPR	PCBTAS34
	TIG START 300 INLINE HF UNIT PCB No: TIG0899RPR	PCBTAS20
	TIG START 300 SLOPE PCB No: DCHFSL1006LES	PCBTAS27
	TIG CONTROL AND HF PCB (AC/DC VERSION) PCB No: 01A993B	PCBTAS05
	AC/DC SINEWAVE TIG THY. CONTROL PCB No: TIG1001RPR	PCBTAS07
	AC/DC SQUAREWAVE TIG THY. CONTROL PCB No: TIG1001RPR	PCBTAS08
	SLOPE CONTROL PCB	PCBTAS23
	UNIVERSAL LATCHING PCB	PCBTAS16
	UNIVERSAL AC/DC HF PCB No: 01A993B	PCBTAS14
	UNIVERSAL PLASMA HF PCB No: 01A993B	PCBTAS15
	TT600 / TT1000 TURNTABLE PCB No: TTMIG0507RPR	PCBTAS26
	CALIBRATOR 600 RMS CONVERTER PCB No: CALI012000RPR	PCBTAS36
	CALIBRATOR AC/DC 500i / 600i / 800i / 1000i PCB No:	PCBTAS42
	TIGFEED 40 AUTOMATIC PCB No: TIGFEEDAUTO0707RPR	PCBTAS37
	206i AC/DC FRONT PANEL PCB	PCBTAS30
	206i AC/DC INPUT / POWER PCB	PCBTAS31
	166i DUAL VOLTAGE CHANGE OVER PCB	PCBTAS32
	186i DC TIG INPUT AND HF PCB	PCBTAS33
	256T DC HF PCB No: AF-07-A0	PCBTAS49
	ATIG 315P AC/DC MAIN PCB	PCBTAS43
	ATIG 315P AC/DC TIG FRONT PANEL PCB	PCBTAS44
	ATIG 315P AC/DC TIG INVERTER IGBT DRIVER PCB	PCBTAS45
	ATIG 400P DC TIG MAIN PCB	PCBTAS46
	ATIG 400P DC TIG FRONT PANEL PCB	PCBTAS47
	ATIG 400P DC TIG INVERTER IGBT DRIVER PCB	PCBTAS48

MAKE	MACHINE / PCB	PART No.
THERMAL	FABRICATOR 360E / FA450S MAIN PCB No: 274CIFS	PCBTHE03
DYNAMICS/VICTOR	FABRICATOR 330 PCB No: CIGWELD 705952	PCBTHE04
	FABRICATOR 290 / 330 PCB No: CIGWELD 705946	PCBTHE05
	FABRICATOR 180 PCB No: CIGWELD 705531	PCBTHE06
	FABRICATOR 200 PCB No: 7977925	PCBTHE13
	VRF4 W.F.U. PCB No: L93322-D200	PCBTHE11
	VF4EC W.F.U. PCB No: EW22GA	PCBTHE07
	W.F.U. PCB No: D22POT V3.1 (NOVA TECHNOLOGY)	PCBTHE08
	THERMAL ARC / ELECTROSTA WATERCOOLER PCB No: 241B	PCBTHE10
	PAK 5XR PCB	PCBTHE01
	PAK 3 PCB	PCBTHE02
	PAK MASTER 7E PCB	PCBTHE12
	DRAG GUN PLASMA CONTROL PCB No: 114X244	PCBTHE09
	WATERCOOLER PCB No: WC0708	PCBTHE14

TRAFFIMET /	SPOOL ON GUN PCB No: RE318	PCBTRA01
WELDSPARES	SPOOL ON GUN PCB No: RE408	PCBTRA02

LTEC /	MIG 31 + OTHER W.F.U.'S LOGIC PCB No: 994239	PCBLTE04
UNION CARBIDE	MIG 31 + OTHER W.F.U.'S MOTOR PCB No: 994236	PCBLTE05
	MIG 202 / 404 PCB No: 1441 692F / 1270 352F	PCBLTE13
	500 A MIG THY. CONTROL PCB No: 675296 / 675346	PCBLTE18
	TIGGER 150 RELAY PCB - LARGE RELAYS (1141281)	PCBLTE01
	TIGGER 150 RELAY PCB - SMALL RELAYS(1270213)	PCBLTE02
	TIGGER 150 CONTROL PCB	PCBLTE03
	UEC 8 CONTROL BOX COMPLETE	PCBLTE06
	VCR801 REGULATOR PCB	PCBLTE23
	TIG 200 / 400 DC. AMP / SLOPE PCB (REGULATOR PCB) No: 1270254	PCBLTE09
	TIG 200 / 400 DC. LOGIC PCB No: 1270282	PCBLTE10
	TIG 200 / 400 DC. TRIGGER PCB No: 1270206	PCBLTE11
	TIG 200 / 400 DC. ADJUSTMENT PCB No: 1270241	PCBLTE12
	UCC 305 LOGIC PCB No: 673673	PCBLTE21
	CE 201 / 301 / 401 HW MAG AMP PCB No: 996672 / 675256	PCBLTE07
	CE 201 / 301 / 401 HW LOGIC PCB No: 675700	PCBLTE08
	AC / DC 250 HF THY. CONTROL PCB No: 674975	PCBLTE19
	AC / DC 250 HF LOGIC CONTROL PCB No: 675421	PCBLTE20
	AC / DC 250 HF SOFT START AND ARC FORCE PCB No: 675492	PCBLTE22
	LANZE C - 250 FRONT PCB BOTH PCB'S	PCBLTE14
	LANZE C - 250 CONTROL (RELAY PCB) REQUIRED	PCBLTE15
	LANZE C - 120 REG. PCB	PCBLTE16
	LANZE C - 120 LOGIC PCB	PCBLTE17

Contact our sales department for keen prices.

sales@technicalarc.co.uk

PCB REPAIRS AND SERVICE EXCHANGE

MAKE	MACHINE / PCB	PART No.
add EX to part no. for service exchange PCB's, if no service ex price we have no stock		
WASA	W.F.U PCB	PCBWAS01
WEST	WIRE FEED CONTROL PCB No: RE123D (OLD VERSION)	PCBWES01
	WIRE FEED CONTROL PCB No: 22710030 (NEW VERSION)	PCBWES05
	MIG PCB No: E0685.3 / E0788.1	PCBWES02
	SOFTARC 150 PCB No: 8803	PCBWES03
	RE121C / D MIG CONTROL PCB	PCBWES04
	PLASMA CONTROL PCB No: TESAX 804B	PCBWES06
WELDSPARES	CO2G W.F.U. PCB	PCBWEL01
	MIG PCB No: CO2F	PCBWEL02
	MIG PCB No: CO2H	PCBWEL03
	SMALL MIG PCB No: ED0583.3 / 177016	PCBWEL04
	MIG PCB No: R2050583	PCBWEL05
	PLASMA PCB No: 112423	PCBWEL06
WELDING GUNS	KT - 50 PCB No: G150B	PCBGUN01
WTC	30 / 60 PLASMA PCB No: RE129D / VK 129	PCBWTC01
YASHIMA	POWER SPOTER PCB No: TS10000G	PCBYAS01
MISC PCBs	RE068B MIG PCB	PCBMIS01
	RE076C / RE076E MIG PCB (SECHY)	PCBMIS02
	RE181B / 191 MIG PCB (SEALY, ETC)	PCBMIS03
	RE142 MIG PCB (SUREWELD)	PCBMIS04
	RE123C MIG PCB	PCBMIS05
	RE153B MIG PCB (MILLER)	PCBMIS06
	RE061C MIG PCB (WEST)	PCBMIS07
	RE152B MIG PCB	PCBMIS08
	RE207 MIG PCB (SINCOSALD)	PCBMIS21
	RE268 MIG PCB (ARCTECH)	PCBMIS09
	RE244 FIMER AC / DC 200 TIG CONTROL PCB	PCBMIS10
	RE218B FRO 191 MIG PCB	PCBMIS11
	RE254 PCB (EXCEL W.F.U.)	PCBMIS21
	RE089C (SAME AS MILLAR MOD 1 PCB)	PCBMIS12
	CS127 MIG PCB	PCBMIS13
	CS227 & T0486 MIG PCB (WELDSPARES)	PCBMIS14
	CS233 MIG PCB	PCBMIS15
	CS122 MIG PCB (EINHELL)	PCBMIS16
	CS119 & CS222 & T160 MIG PCB No: 114054 (SUREWELD)	PCBMIS17
	CS239 (114113) AC / DC 200 TIG CONTROL PCB (TELWYN / LINCOLN)	PCBMIS18
	HT2P5M - 160 AMP MISC MIG PCB	PCBMIS19
	MISC SPOT WELDER PCB No: MP311 / D230996	PCBMIS20

Contact our sales department for keen prices.

sales@technicalarc.co.uk

***The most comprehensive & competitive PCB repair service in the UK
Even more PCBs listed now!***

PCB REPAIRS AND SERVICE EXCHANGE BOARDS – TERMS, CONDITIONS & INFORMATION

PCB prices in this catalogue

PCB prices are net prices strictly for distributors & Engineers only. These include carriage, packing and insurance to main UK addresses, offshore or remote areas may incur an additional charge. PCB's sent for repair in a poor state or that have been tampered with or have failed in a major way may be charged at an extra cost. All the above prices are subject to VAT.

Unknown PCB's

Many more PCB's can be repaired; please don't hesitate to ring us. We will attempt to repair any circuit board not listed above, sometimes we may require a circuit diagram or schematic & the cost will be lower if you can provide this. PCB's that are unknown to us will be quickly assessed on receipt & approximate repair/test cost will be quoted, this will include labour, parts & P&P. If we decide a PCB cannot easily be repaired, no work will be carried out & we will return it to you for the cost of P&P (£6.00) mainland UK areas. Sometimes with unknown PCB's it's not possible to carry out a full function test, a semiconductor component swap &/or a partial or static test may be suggested. In this instance, our Engineers work extra hard to ensure the PCB is examined & tested as much as possible, however there is always a possibility of a fault still existing on the PCB. Our quoted price applies in all cases so the customer needs to assess the risk involved. Where an unknown PCB still has a fault after service by our Engineers we may suggest the customer sends the whole machine to us for additional work. All unknown PCB's generally take up more time to test & fault find therefore estimated costs apply for repair or test only. In some cases instead of an estimate we may suggest we charge based only on time + parts + P&P.

Test only of all listed PCB's

All PCB's listed which are found to have no faults will be charged at approximately 50% of the repair price, (subject to a £20.00 minimum charge which also includes return P&P).

Warranty

All repaired PCB's carry a six month warranty on work done. Different faults which may occur are not warranty. Service exchange PCB's carry a full six months warranty on the complete PCB.

Service exchange PCB's

Please check carefully before ordering exchange PCB's & confirm any numbers on PCB with us at time of order so we can be sure we supply correct version. Service exchange PCB orders receive absolute priority & are normally prepared the same day they are ordered for immediate despatch. A large amount of work goes into preparing and sending each S/EX PCB, so we don't accept returns as 'not required' so please check carefully before ordering.

PCB's which are un-serviceable, i.e. burnt or damaged beyond repair may not be service exchanged. Please return old PCB's within ten days of receiving s/ex PCB. S/EX PCB'S which are not returned are chargeable at twice the catalogue S/EX price. If any PCB's are returned any later than 3 weeks from the dispatch date, there is a late returns charge of £25.00.

If you wish to send your PCB to us first & request 'Service Exchange' we offer the same enhanced level of PCB preparation plus warranty on the full PCB for 6 months.

Other

Sometimes PCBs are damaged by faults in the machines, if we are sure of this then the PCB will be returned along with a report suggesting things to check before re-installing it. We suggest machines are carefully checked prior to refitting the PCB otherwise there is a possibility the PCB will fail which could result in a chargeable repair again. An engineer's report can be obtained from us if required, this may assist you to find the fault causing the PCB to fail. Some PCB's are known to be of bad design or generally unreliable, our warranty covers repair work done but if a failure occurs due to poor original design this is outside our control so may be a chargeable repair. Where PCB's are known to be particularly poor we may recommend one of our new replacement PCB's as a reliable alternative.

We believe that all our PCB repair prices are extremely competitive, and the above repair list is the most comprehensive in the UK. Please contact us for a fast and efficient service.

+44 (0)1904 410041

Technical ARC Ltd, Outgang Lane, Osbaldwick, York, UK. YO19 5UP
F: +44 (0)1904 414973 E: sales@technicalarc.co.uk or service@technicalarc.co.uk

GENERAL TERMS, CONDITIONS & IMPORTANT INFORMATION WHICH APPLY TO ALL TRANSACTIONS

NOTE. Reference to original manufacturers names, model names and numbers is for convenience only. We not affiliated with any of the manufacturers listed on this site. All manufacturers names listed are registered trademarks and are the property of the respective manufacturers, and our reference to them is for your information only. The following trademarks are the property of Technical Arc; **PORTAMIG OXFORD TECARC**. These terms and conditions apply to all quotations & supplies made by Technical Arc for all products, machines & services. Please read them carefully and make sure you understand them before you order any products. Acceptance of orders by the seller are conditional only on the buyer having read & understood these terms and conditions of sale prior to ordering goods. They do not affect your legal rights.

General

The 'seller' also 'we' 'us' is Technical Arc Ltd, Outgang Lane Osbaldwick York, YO19 5UP. The 'buyer' is the person or company who accepts a quotation from the seller or who places an order for goods with the seller. 'Goods' means, products, parts & services supplied by the seller.

Prices, quotations & estimates

We reserve the right to change any of the prices in published catalogues if deemed necessary.

Minimum order value for all goods is £10.00 + P & P.

Prices, offers and products are subject to availability and may change (but not after) we accept your order. If something becomes unavailable we may supply or offer you an alternative.

Quotations by the seller verbally & in writing are valid for 30 days unless stated otherwise.

Where we have quoted for any service or repair work we will carry the work out within the original quotation. However due to the nature of such work occasionally we may find additional work is required beyond the original quotation, we reserve the right to charge extra for this.

Acceptance of orders

All quotations given and orders accepted by the seller are only in accordance with these terms & conditions set out on this page & are to the exclusion of any conditions of trading which the buyer may purport to impose. Cancellation of orders will not be accepted without the prior agreement of the seller. Request for cancellation of orders must be made in writing and will only be accepted at the discretion of the seller.

Cancellation of orders for special non-stock items or products for manufacturing is not possible once we have ordered the items or started the manufacturing process.

Payment terms

Payment for goods is in advance in cleared funds unless a credit account is approved by the seller. Payment for approved credit accounts must be made in cleared funds to the seller within 30 days of the end of the month in which the sellers invoice is dated. The seller reserves the right to charge the buyer interest at the rate of 2% above Barclays Bank Base Rate for overdue accounts.

Retention of title & risk in the goods

The goods are at the risk of the buyer from the time of delivery.

The legal owner of the goods is the seller until 'all monies' are received from the buyer.

Title in the goods shall remain with the seller until full payment for the goods & 'all monies' owing to the seller are received from the buyer.

Until such time 'all monies' are received by the seller the buyer must hold the goods on a fiduciary basis as the sellers bailee. The buyer may resell the goods before title in the goods has passed to the buyer providing only that the goods are resold at the full market value in the course of normal business & the buyer shall hold such part of the proceeds of sale as represents the amount owed to the seller & the buyer shall account to the seller accordingly. The goods must be stored in good condition by the buyer & in such a way as to be easily identifiable as the seller's property.

The goods must not be defaced or tampered with & must be insured for all risks by the buyer. The proceeds of any insurance claim must be held on trust for the seller & not mixed with any other funds or paid into any overdrawn bank account. If serious doubt arises as to the buyer's solvency the seller may give notice in writing to the buyer to pay within seven days the full price for the goods under this or any other unpaid contract between the buyer and seller and that if at the end of the seven day period the buyer has failed to pay the whole of the balance outstanding, the seller shall be entitled to the immediate return of all goods.

The seller shall also be entitled to such immediate delivery if any of the following apply to the buyer; any administration order, voluntary arrangement with creditors, entering into liquidation, convenes a meeting of creditors, has a bankruptcy order made against the buyer, or appointment of a receiver, in these instances the seller shall be entitled & the buyer here-by grants to the seller or his agent a licence to enter any premises of the buyer or third party during normal business hours for the purpose of removing such goods from the buyer's premises.

If the seller provides consignment stock to the buyer, the legal owner is the seller until full payment of 'all monies' are received by the seller.

Warranty

The seller operates a return to base warranty. Goods deemed to be faulty under warranty should be returned to us carriage paid by the customer & sent with details of the fault. If the buyer is claiming warranty it must be stated on original documents sent with goods. If we agree a warranty repair we will cover labour cost, parts cost & will cover carriage cost for the return of the item (UK mainland areas only). We reserve the right to repair or replace any faulty goods as necessary. For faults on large machines we realise return of the machine is expensive & time consuming therefore we will do our best to help over the phone or by email to resolve it without having to return the item. Replacement parts can be sent out where necessary, but any faulty parts must be returned promptly. Labour cost's for fitting warranty parts is not covered by the seller unless the faulty machine is returned to us for repair in the first instance. Any item that is returned to us for warranty repair and is found not to be faulty or the fault has been caused by operator error, or abuse, will be deemed chargeable. Its important to note that the lifespan of all machinery is dependent on proper maintenance, welding, cutting equipment & associated do need to be maintained in accordance with the maintenance information included in the operator's manual which must include regular servicing of between every 3 months to 12 months depending on the model & conditions of use. Failures that occur within a warranty period which are due to lack of or incorrect maintenance will not be covered under warranty.

Where we supply complete machine packages (MIG, TIG, MMA, Plasma machines complete) to an official distributor of our equipment & the machine is held in the distributors stock prior to sale we may start the warranty period from the date of sale from the distributor to the user up to a maximum of 6 months from original supply to the distributor. And in the event of a claim thereafter the distributor must provide a copy of the original sales invoice to the user showing the date, serial number & full details which must be printed on the invoice.

Goods which have been modified or changed in any way will not be covered by warranty. All warranty claims will be invalid if the buyer fails to pay the seller in accordance with our 'payment terms' set out above.

Standard warranty on machines & most parts is 12 or 24 months depending on model; semi-consumable items such as welding torches & wire feed rollers & gears are covered from manufacturing defects for 3 months. Normal wear & tear is not covered by warranty.

Repairs carry a six month warranty on the actual work done only & apply to faulty parts or incorrect repair work. Any failure within this 6 month period which is outside of our control such as incorrect use, poor maintenance, poor original design of machinery & other issues outside of our control are not covered under warranty.

Returns

No goods can be returned unless authorized, if agreed with the seller then a unique returns number will be issued to the buyer. Authorized returns are subject to a 15% restocking fee to cover our cost of dispatch, restocking, testing etc. Goods returned must be in the same condition as when they left the sellers premises. No goods may be returned after 14 working days following delivery.

The following goods are manufactured to order and cancellation or return of these goods is not possible under any circumstances: - MIG, TIG & PLASMA machines, wirefeed units, watercoolers, footpedals, transformers, chokes, interconnectors, load banks, automatic equipment of any type, welding positioners, calibrators, meter kits, calibox, meter box, some rectifiers, non-standard switches, spool on gun system, or any other manufactured to order products or repairs to order, etc. Any other goods not normally stocked but supplied by Technical Arc are deemed special order products and cannot be returned for credit in any circumstances.

Claims for damaged or missing goods

It is the buyer's responsibility to inspect all deliveries before signing for the goods, if you see any damage to parcels or pallets then only sign for as 'damaged'. If you instruct us to 'leave goods without a signature' at any address our carriers will not accept any responsibility for missing or damaged items, therefore we cannot accept any claims for damaged or missing items.

Any goods which are received damaged must be signed for as 'damaged' & Technical Arc notified in writing within 24Hrs of receipt otherwise we are not able to process any claim.

For goods found to be damaged after inspection we are limited by our carriers to notifying them within 24 hours otherwise no claims are possible for damages, therefore all goods should be inspected without delay.

Any shortages received must be notified in writing within 24 hours of receipt.

Sale or return (SOR)

The seller may agree to supply certain goods on a sale or return basis, this is only available by prior agreement & must be confirmed in writing by the seller. Goods must be returned within 1 month from the date of delivery otherwise it is deemed that the goods are sold to the buyer & we will invoice the goods in accordance with these terms & conditions. In the event of goods being returned these must be returned in the same 'new' condition as when supplied by the seller. The seller will make a charge (at the seller's cost price) to the buyer for returning the goods to 'new' condition in the event of any soiling or damage to the goods.

Suitability of goods

The suitability and installation of goods supplied by the seller is the sole responsibility of the buyer. Technical Arc is not responsible for any damage or injuries incurred through fitting or using goods. All published ratings & verbal or written advice given are for guidance only. Any modification to goods before or after installation will invalidate any warranty or liability to the seller. The seller is responsible for ensuring all goods perform to specification & as intended, however the seller cannot be held responsible for the actual use of the goods for whatever reason.

Weee compliance regulations. Registration number Weee/HD0071UZ (B2B)

We operate in compliance with the 2006 Weee regulations for all equipment produced & branded by Technical Arc which falls within the scope of this directive. Equipment may be produced on request as unbranded, or branded with the distributors name or logo, in this instance the distributor should account for Weee under their own Weee compliance scheme.

The purchaser shall not dispose of the product other than in accordance with the Weee regulations.

The purchaser is responsible for any costs of collection, treatment, recovery & environmentally sound disposal of the product & replaced products in accordance with the 2006 Weee regulations.

The purchaser agrees to indemnify & keep indemnified the seller (Technical Arc) from & against all loss, damage or liability (whether criminal or civil) suffered, & legal fees & costs incurred by the seller resulting from a breach of this clause.

Customer's goods in for service or repair

Any quotation or estimate for repair to any equipment is based on what our engineers have found, once we have been given the order to proceed we will carry out the work as originally indicated. However due to the nature of repair work we occasionally may find further faults. We reserve the right to make additional charges if necessary. All machines & PCB's sent into us for repair will incur a minimum charge for engineering / estimate time, this is as page 69 & 82 in our catalogue. We try to turn around all service / repairs etc. as efficiently as possible, however sometimes customers do not proceed with any work which results in us having to store massive amounts of equipment. When we have stored any goods for greater than 12 months we reserve the right to dispose of the goods without notification. All disposals will be in accordance with the Weee regulations.

Other

We try very hard to ensure that all information is correct. However, errors may occasionally occur. If we discover an error in the price or description of a product you have ordered, we will notify you and ask you whether you wish to continue with your order or cancel it. We may also, in our sole discretion, choose not to provide the product to you if there has been an error in the description or price.

We reserve the right to change any products without prior notice.

All quoted & published sizes & weights are approximate.

The seller is not responsible for any costs incurred by the buyer in the storing, insuring, transportation or use of the goods in any way.

We aim to offer a fast and reliable service at all times, with a next day delivery on spares and many other items, however we cannot be held responsible by the buyer or any other party for any losses resulting in a later delivery than expected or non-delivery.

We are happy to give technical advice on any of our products & general assistance with technical issues; however, we cannot be held responsible for incorrect advice or information. Where we have provided advice & the goods supplied to the seller are found not to be suitable the seller may return the goods subject to the 15% restocking fee, this excludes goods manufactured to order.

The seller reserves the right to alter or offer products that may differ in appearance from the products illustrated when required.

The seller reserves the right to use & publish (without payment to any party), any feedback from customers or others, including any pictures & videos sent to the seller. With customers consent we may also take pictures & videos for our own requirements.

If any of part of these terms & conditions proves invalid, illegal or unenforceable, such part will be deemed excised from these & not affect the validity of the remainder of these terms & conditions.

These terms & conditions are governed by the laws of England.